

US00D898984S

(12) **United States Design Patent**
Li et al.

(10) **Patent No.:** **US D898,984 S**
(45) **Date of Patent:** **** Oct. 13, 2020**

(54) **NIGHT-LIGHT BASE**
(71) Applicants: **Mulin Li**, Guangdong (CN); **Fei Liang**,
Guangdong (CN)
(72) Inventors: **Mulin Li**, Guangdong (CN); **Fei Liang**,
Guangdong (CN)
(**) Term: **15 Years**
(21) Appl. No.: **29/643,375**
(22) Filed: **Apr. 8, 2018**
(51) **LOC (12) Cl.** **26-05**
(52) **U.S. Cl.**
USPC **D26/138**
(58) **Field of Classification Search**
USPC D26/72, 74, 76, 78-83, 85, 86, 88, 90,
D26/93, 111, 113, 118, 119, 120, 121,
D26/122, 138, 139, 140, 141, 142, 152
CPC F21S 2/00; F21S 4/00; F21S 4/003; F21S
4/005; F21S 4/006; F21S 4/007; F21S
4/008; F21S 6/00; F21S 8/00; F21S
8/024; F21S 8/026; F21S 8/031; F21S
8/033; F21S 8/035-037; F21S 8/04; F21S
8/043; F21S 8/063
See application file for complete search history.

(56) **References Cited**
U.S. PATENT DOCUMENTS
D414,179 S * 9/1999 Ashkenazi D14/146
D567,994 S * 4/2008 Chan D26/104
D620,191 S * 7/2010 Feigenbaum D26/142

D622,443 S * 8/2010 Huang D26/142
D652,537 S * 1/2012 Wada D26/2
D656,656 S * 3/2012 Wauters D26/89
D690,842 S * 10/2013 Feigenbaum D26/24
D693,043 S * 11/2013 Schmalfuss D26/63
D738,002 S * 9/2015 Lowry D26/28
D746,622 S * 1/2016 O'Brien D21/823
D753,850 S * 4/2016 Shum D26/2
D770,673 S * 11/2016 Hasan D26/138
D773,725 S * 12/2016 Sonneman D26/142
D796,733 S * 9/2017 LaDuca D26/138
D806,309 S * 12/2017 Amato D26/142
D843,642 S * 3/2019 Mathews D26/142
D857,981 S * 8/2019 Stanford D26/138

* cited by examiner

Primary Examiner — Natasha Vujcic

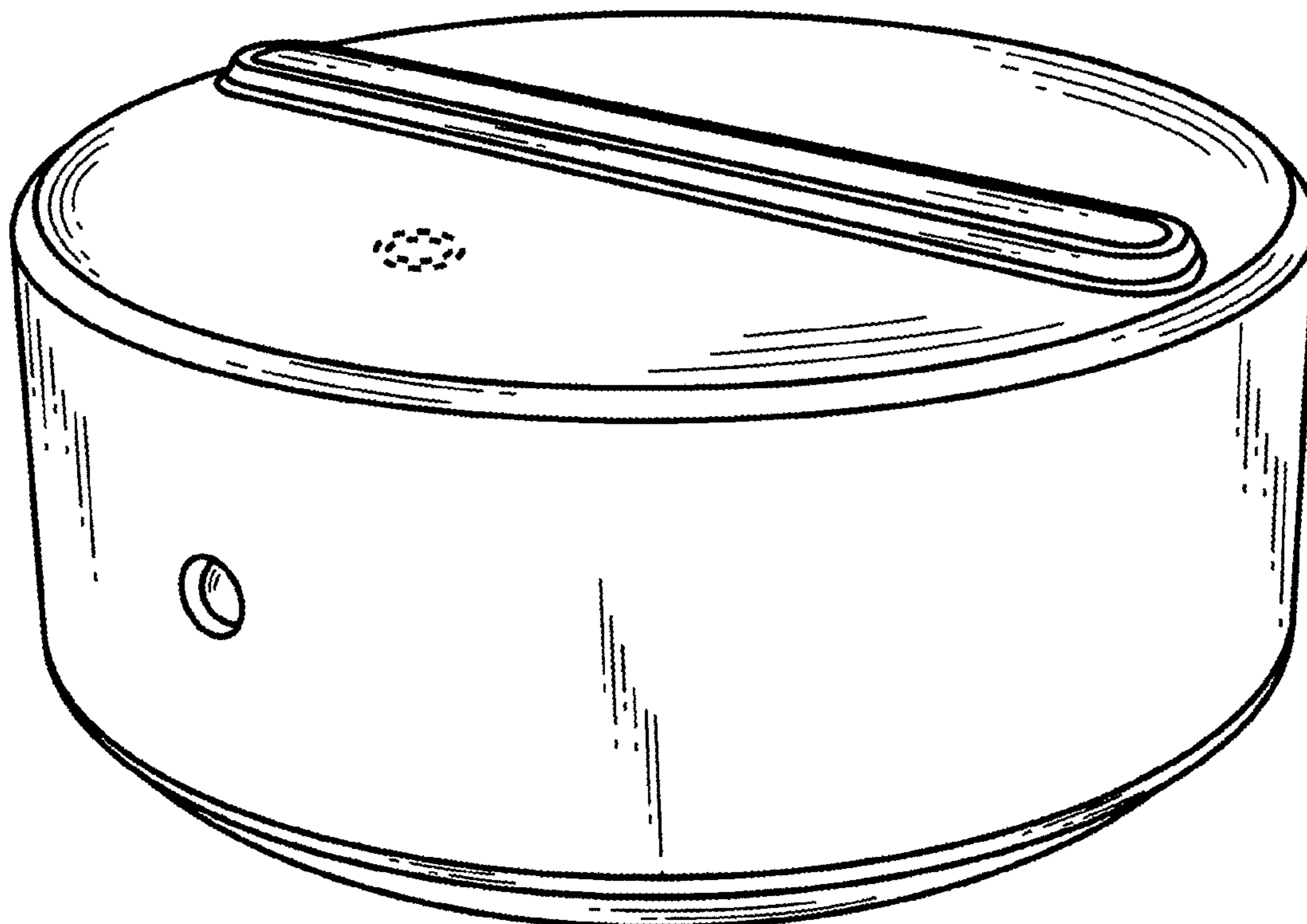
(57) **CLAIM**

We claim the ornamental design for a night-light base, as shown and described.

DESCRIPTION

FIG. 1 is a perspective view of a night-light base showing my new design;
FIG. 2 is a front elevational view thereof;
FIG. 3 is a rear elevational view thereof;
FIG. 4 is a left side elevational view thereof;
FIG. 5 is a right side elevational view thereof;
FIG. 6 is a top plan view thereof; and,
FIG. 7 is a bottom plan view thereof.
The broken lines in the drawings illustrate portions of the night-light base which form no part of the claimed design.

1 Claim, 7 Drawing Sheets



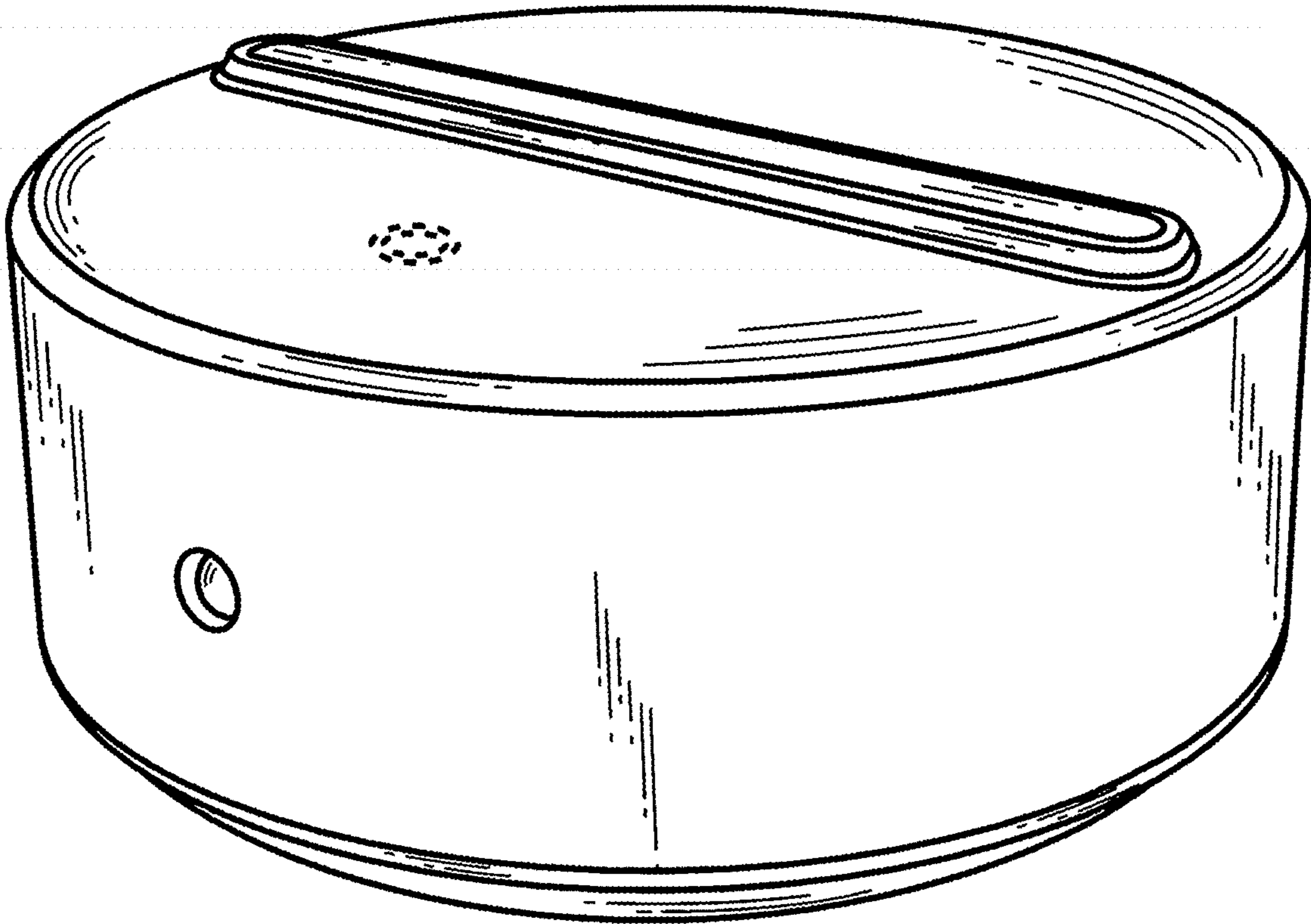


FIG. 1

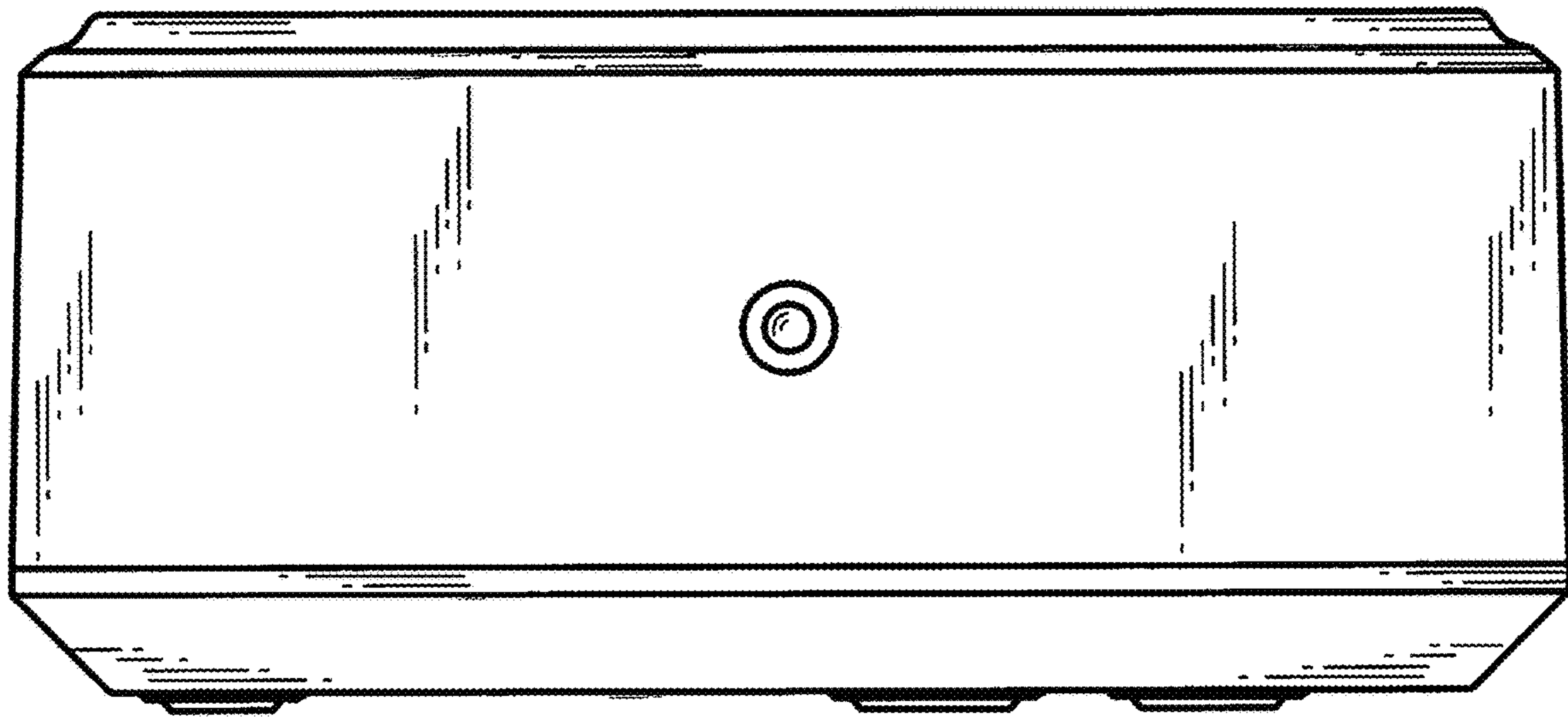


FIG. 2




FIG. 3

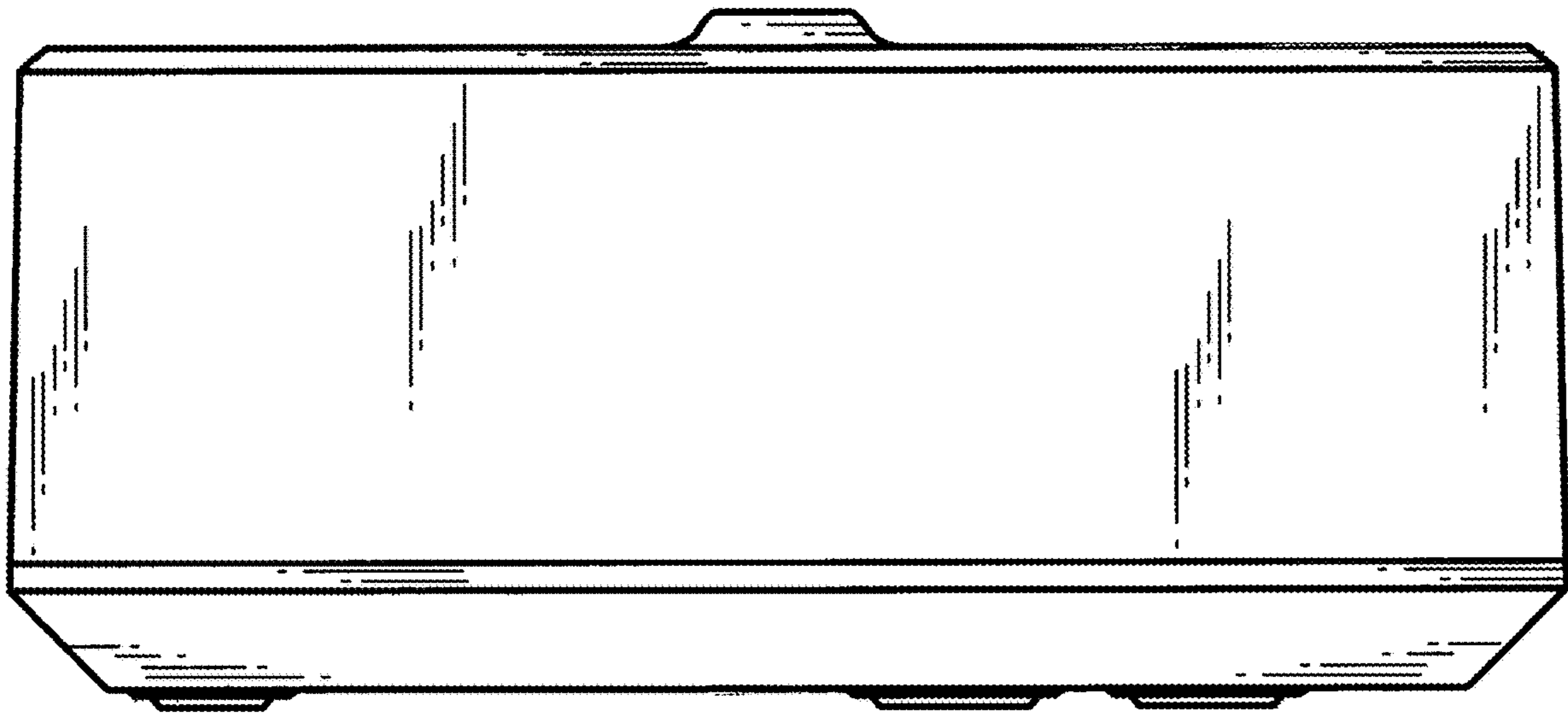


FIG. 4

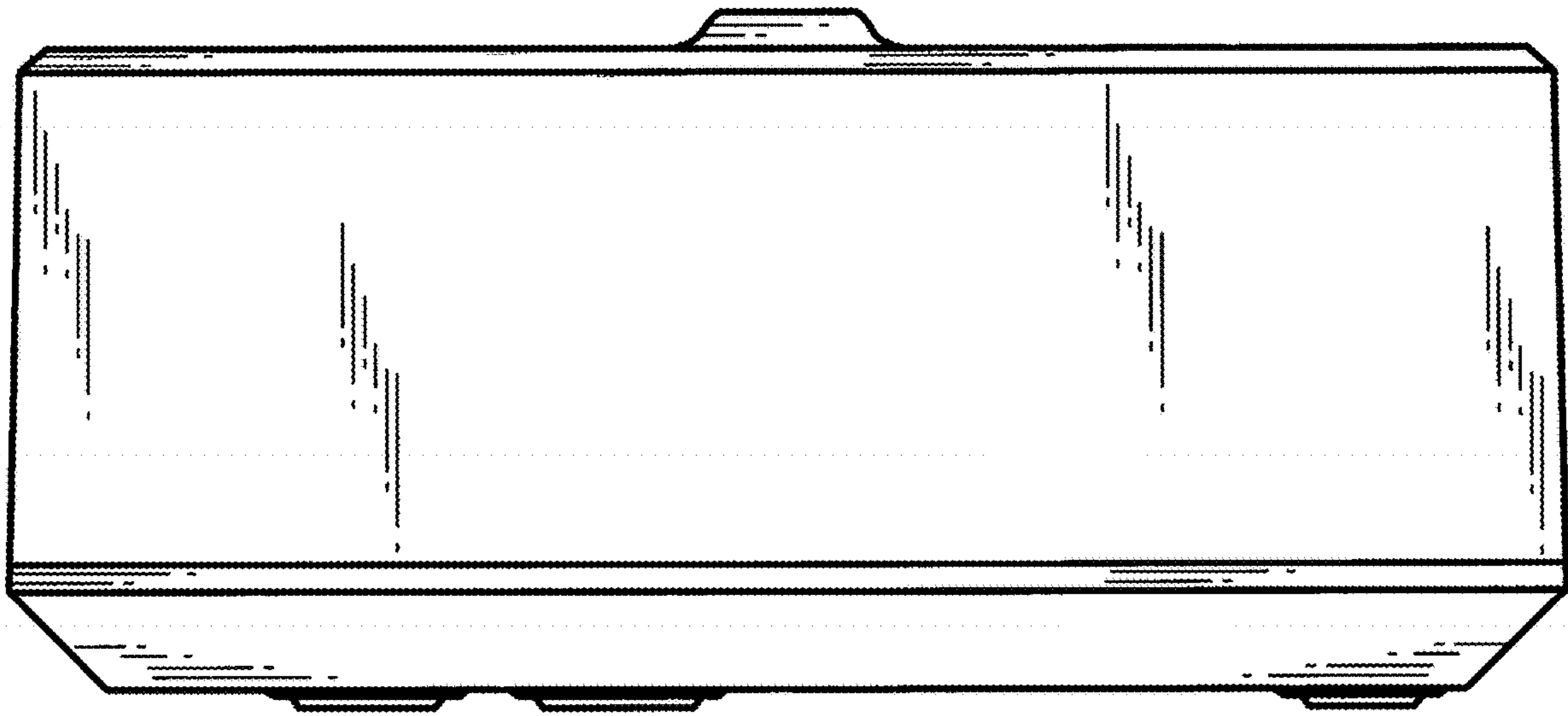


FIG. 5

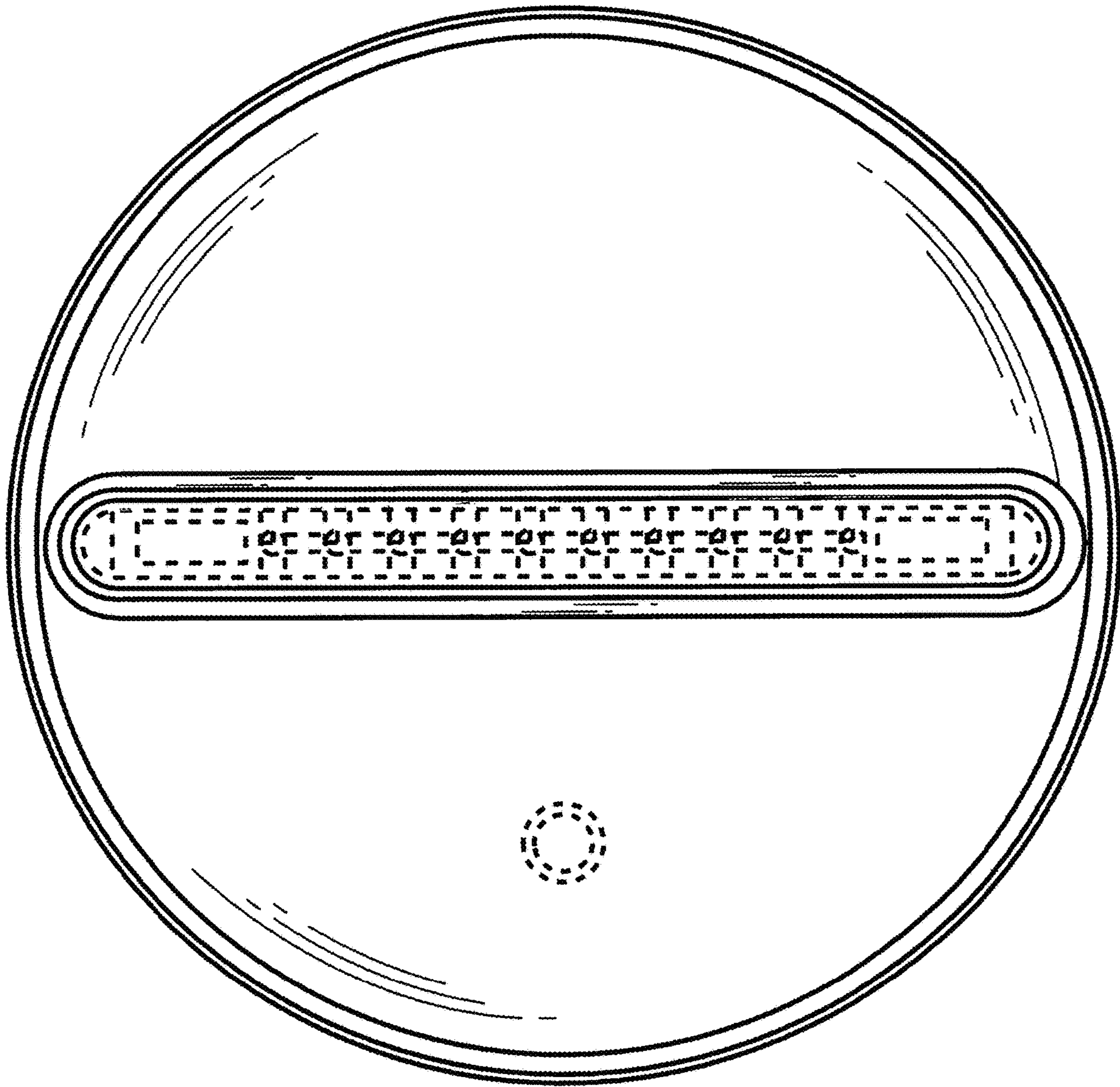


FIG. 6

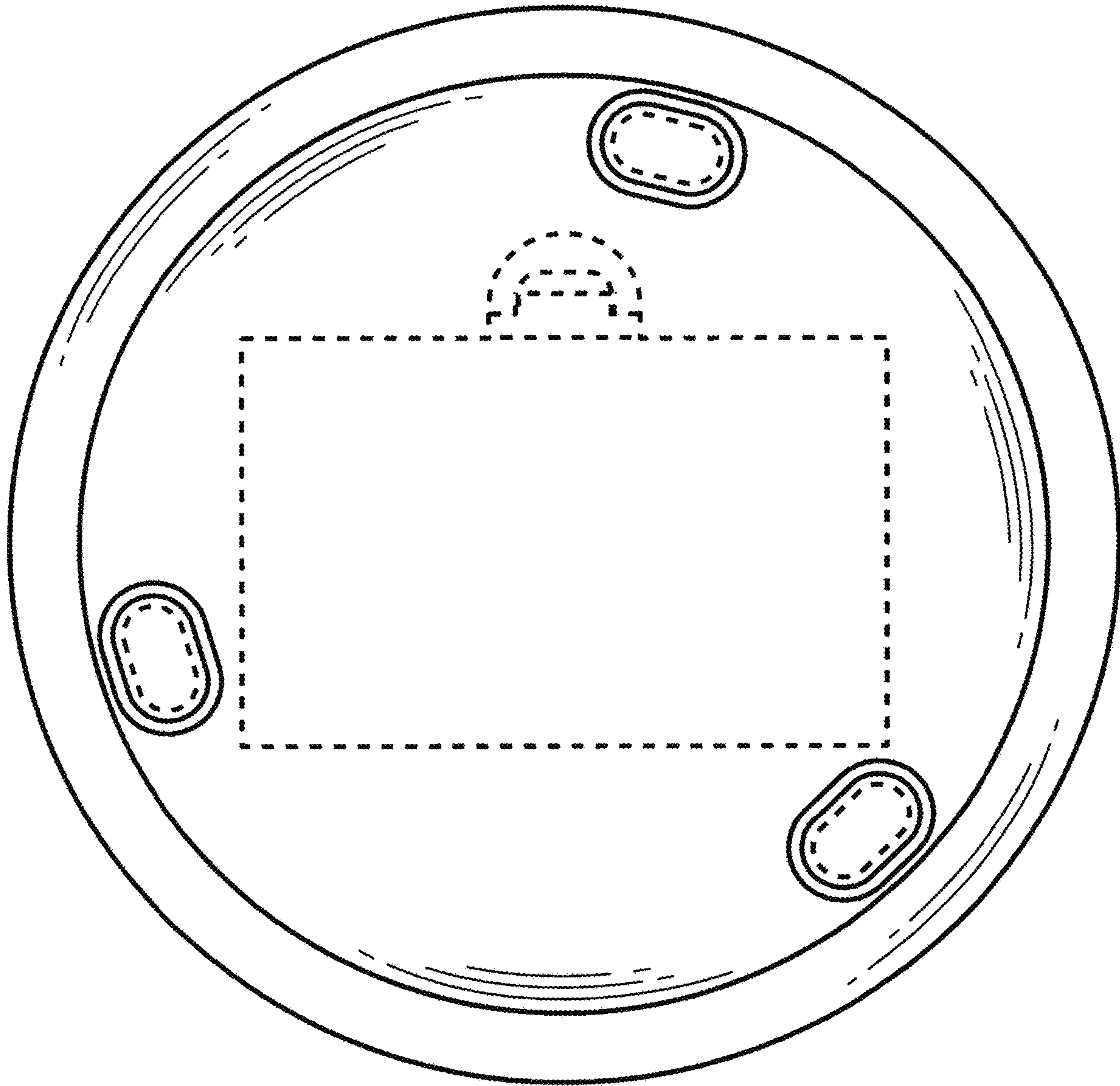


FIG. 7