



US00D898966S

(12) **United States Design Patent**  
**Qiu**

(10) **Patent No.:** **US D898,966 S**

(45) **Date of Patent:** **\*\* Oct. 13, 2020**

- (54) **FLASHLIGHT**
- (71) Applicant: **NINGBO FUTAI ELECTRIC LIMITED**, Ningbo, Zhejiang (CN)
- (72) Inventor: **Fujun Qiu**, Ningbo (CN)
- (73) Assignee: **NINGBO FUTAI ELECTRIC LIMITED**, Ningbo, Zhejiang (CN)
- (\*\*) Term: **15 Years**
- (21) Appl. No.: **29/671,478**
- (22) Filed: **Nov. 27, 2018**
- (51) **LOC (12) Cl.** ..... **26-02**
- (52) **U.S. Cl.**  
USPC ..... **D26/49**
- (58) **Field of Classification Search**  
USPC .... D26/37-38, 40-42, 46, 49-50; D8/80-83  
CPC ..... F21L 2003/00; F21L 4/00; F21L 4/005;  
F21L 4/02; F21L 4/022; F21L 4/025;  
F21L 4/027; F21L 4/04; F21L 4/045;  
F21L 4/08; F21L 4/085; F21L 14/02  
See application file for complete search history.

(56) **References Cited**

**U.S. PATENT DOCUMENTS**

D368,147 S *	3/1996	Bamber	.....	D26/49
5,586,819 A *	12/1996	Bamber	.....	F21L 4/005 362/158
D396,314 S *	7/1998	Chiu	.....	D26/49
D481,147 S *	10/2003	Yang	.....	D26/49
D515,230 S *	2/2006	Galli	.....	D26/49
D523,981 S *	6/2006	Galli	.....	D26/37
D534,671 S *	1/2007	Kim	.....	D26/49
D551,366 S *	9/2007	Galli	.....	D26/37
D553,282 S *	10/2007	Zhu	.....	D26/49
D601,287 S *	9/2009	Caniparoli	.....	D26/49
D603,988 S *	11/2009	Sharrah	.....	D26/49
D608,033 S *	1/2010	Hesse	.....	D26/37

D608,034 S *	1/2010	Hesse	.....	D26/37
D641,514 S *	7/2011	Hesse	.....	D26/49
8,393,751 B2 *	3/2013	Qiu	.....	F21L 4/005 362/188
D684,717 S *	6/2013	Hicks	.....	D26/49
D698,056 S *	1/2014	Forbes	.....	D26/42
D701,339 S *	3/2014	Opolka	.....	D26/49
D704,368 S *	5/2014	Opolka	.....	D26/49
D728,838 S *	5/2015	Maglica	.....	D26/49
D738,020 S *	9/2015	Sheikh	.....	D22/117
D743,600 S *	11/2015	Robinson	.....	D26/49
D743,601 S *	11/2015	Maglica	.....	D26/49
D747,399 S *	1/2016	Stump	.....	D16/243
D802,193 S *	11/2017	Green	.....	D26/49
D803,447 S *	11/2017	Green	.....	D26/49
D828,940 S *	9/2018	Qiu	.....	D26/49
D833,051 S *	11/2018	Qiu	.....	D26/49
D842,515 S *	3/2019	Qiu	.....	D26/49
D842,516 S *	3/2019	Qiu	.....	D26/49
D853,610 S *	7/2019	Galli	.....	D26/49

(Continued)

*Primary Examiner* — Sheryl Lane  
*Assistant Examiner* — Stacey L Hopkins  
 (74) *Attorney, Agent, or Firm* — Raymond Y. Chan;  
 David and Raymond Patent Firm

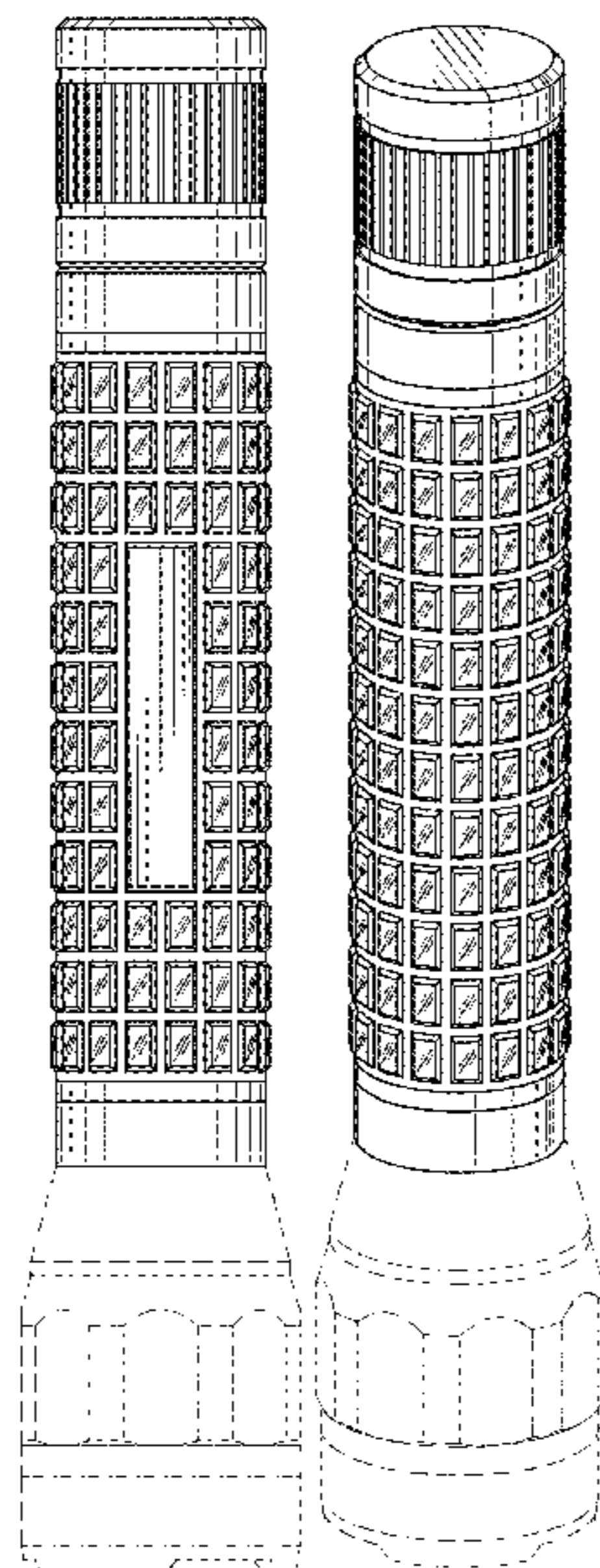
(57) **CLAIM**

The ornamental design for a flashlight, as shown and described.

**DESCRIPTION**

FIG. 1 is a front view of a handle of a flashlight showing my new design;  
 FIG. 2 is a side view thereof;  
 FIG. 3 is a bottom view thereof;  
 FIG. 4 is a top view thereof  
 FIG. 5 is a front perspective view thereof; and,  
 FIG. 6 is a rear perspective view thereof.  
 Throughout the drawings the broken lines depict portions of the flashlight that form no part of the claimed design.

**1 Claim, 6 Drawing Sheets**



(56)

**References Cited**

U.S. PATENT DOCUMENTS

D865,250 S *	10/2019	Qiu .....	D26/49
2003/0021109 A1 *	1/2003	Matthews .....	F21V 17/107 362/202
2011/0063823 A1 *	3/2011	Qiu .....	F21V 19/02 362/188
2011/0063824 A1 *	3/2011	Qiu .....	F21L 4/027 362/188

\* cited by examiner




Fig.1

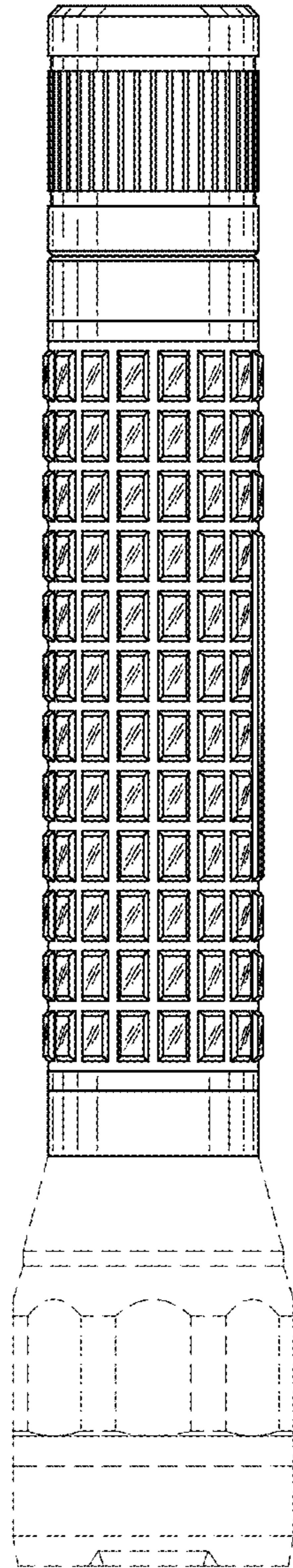


Fig.2

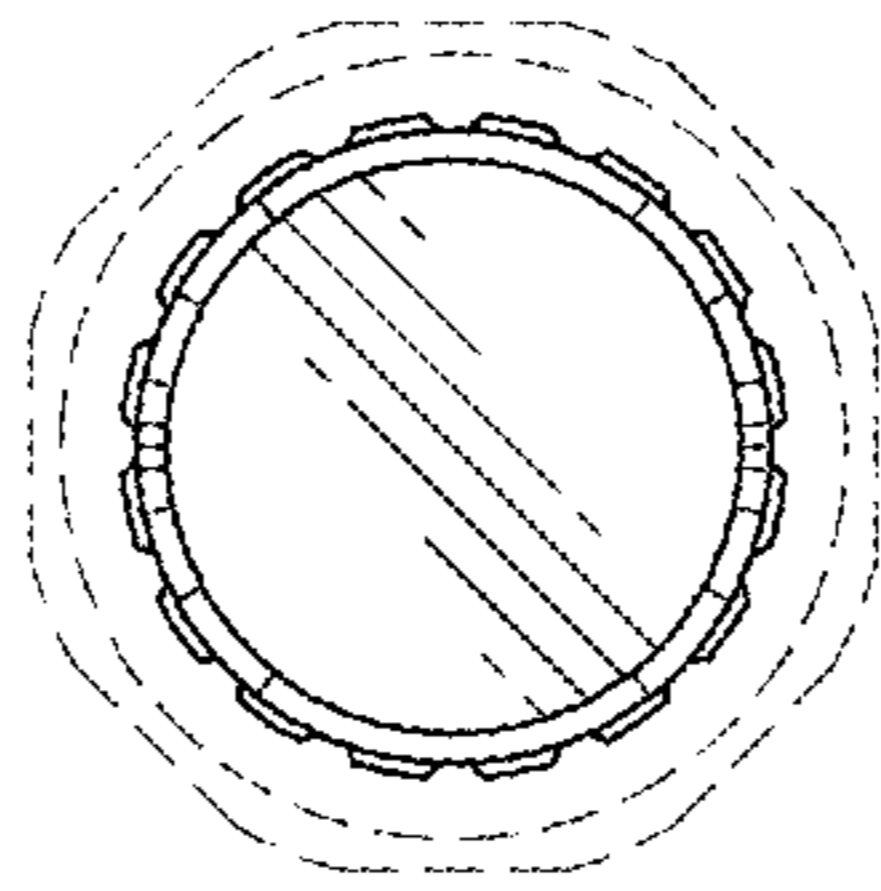


Fig.3

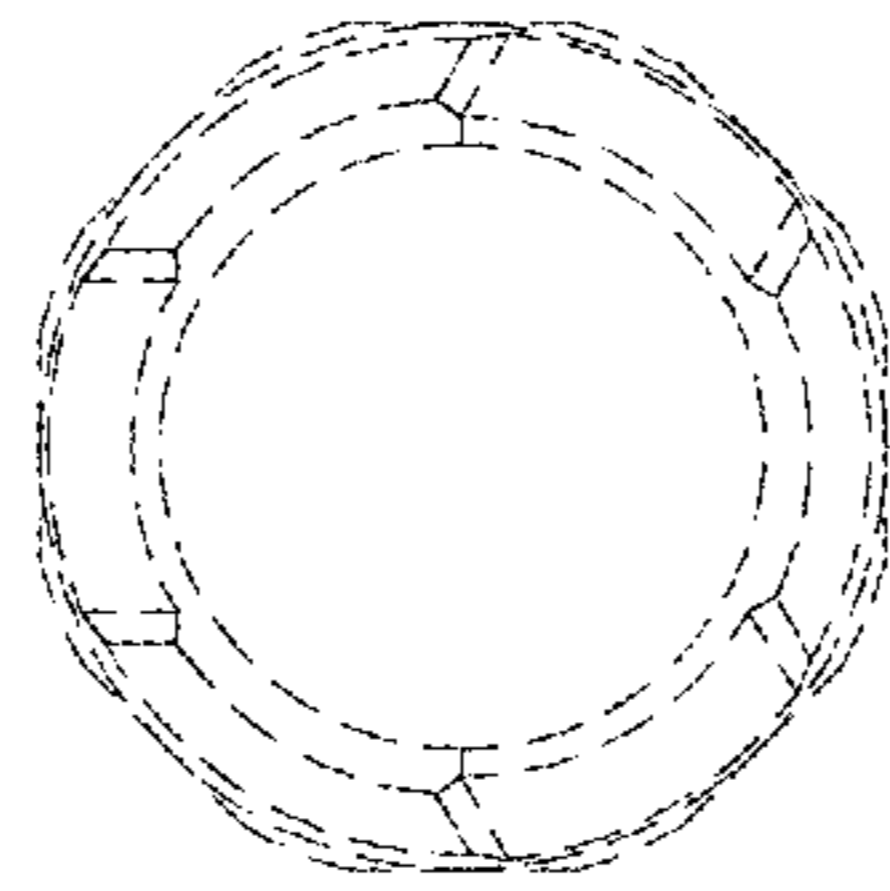


Fig.4

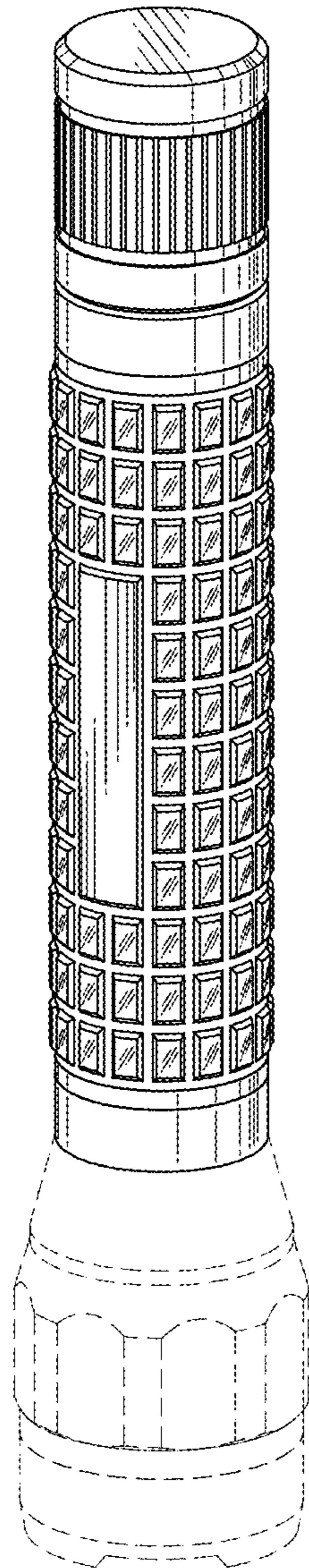


Fig.5

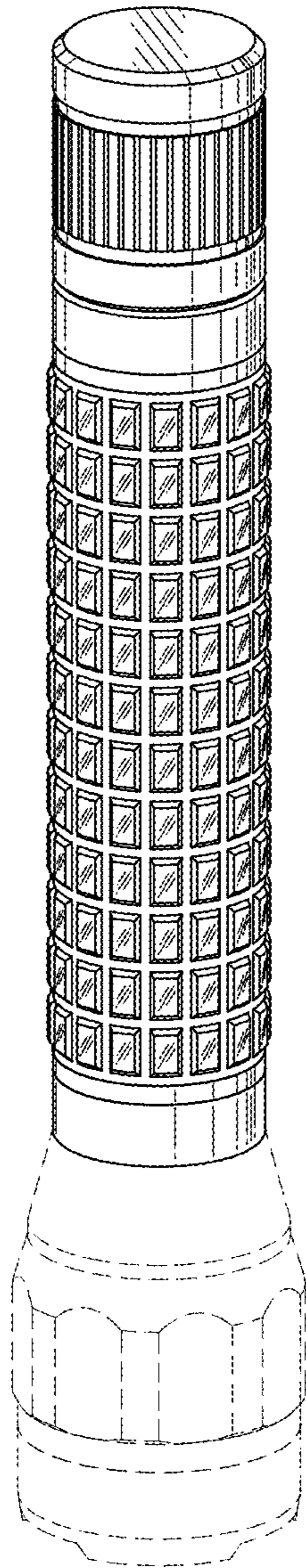


Fig.6