



US00D898946S

(12) **United States Design Patent** (10) **Patent No.:** **US D898,946 S**  
**Pivac** (45) **Date of Patent:** **\*\* Oct. 13, 2020**

(54) **BUILDING BLOCK**

(71) Applicant: **Fastbrick IP Pty Ltd**, High Wycombe (AU)

(72) Inventor: **Mark Joseph Pivac**, Lesmurdie (AU)

(73) Assignee: **Fastbrick IP Pty Ltd**, High Wycombe (AU)

(\*\*) Term: **15 Years**

(21) Appl. No.: **29/680,488**

(22) Filed: **Feb. 15, 2019**

(30) **Foreign Application Priority Data**

Aug. 17, 2018 (AU) ..... 201814914

(51) **LOC (12) Cl.** ..... **25-01**

(52) **U.S. Cl.**  
USPC ..... **D25/118**

(58) **Field of Classification Search**  
USPC ..... D21/484-491, 499-504; D25/102,  
D25/112-118, 125, 136

CPC ..... E02D 29/0233; E02D 29/025; E02D  
29/0266; E04B 2/04; E04B 2/14; E04B  
2/18; E04B 2/30; E04B 2/54; E04C 1/39

See application file for complete search history.

(56) **References Cited**

U.S. PATENT DOCUMENTS

D281,627 S *	12/1985	dos Santos	.....	D25/118
D281,628 S *	12/1985	dos Santos	.....	D25/118
D464,441 S *	10/2002	Luaces	.....	D25/114
D855,835 S *	8/2019	Pivac	.....	D25/114

\* cited by examiner

*Primary Examiner* — Leanne Was-Englehart

(74) *Attorney, Agent, or Firm* — Christensen O'Connor Johnson Kindness PLLC

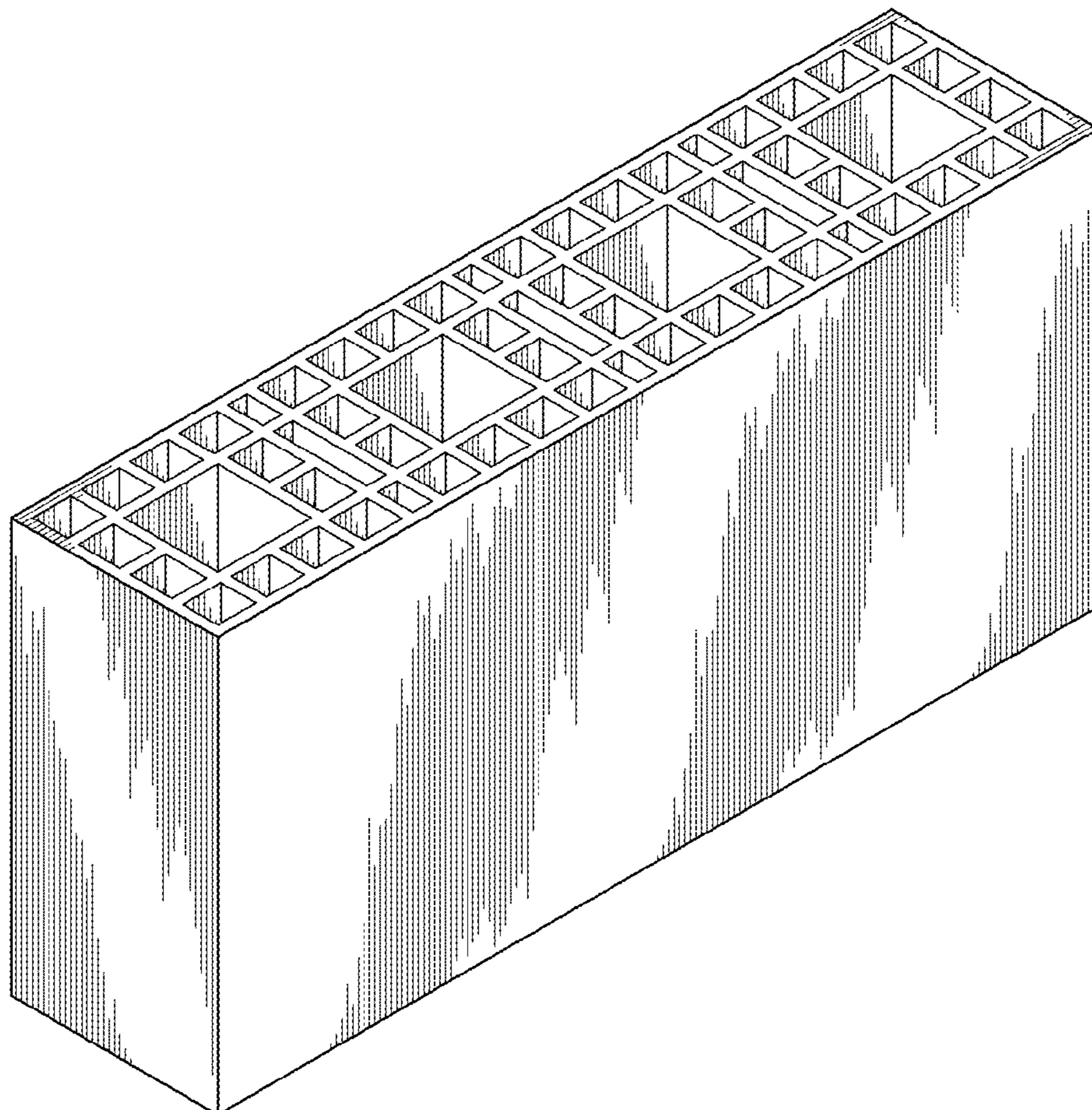
(57) **CLAIM**

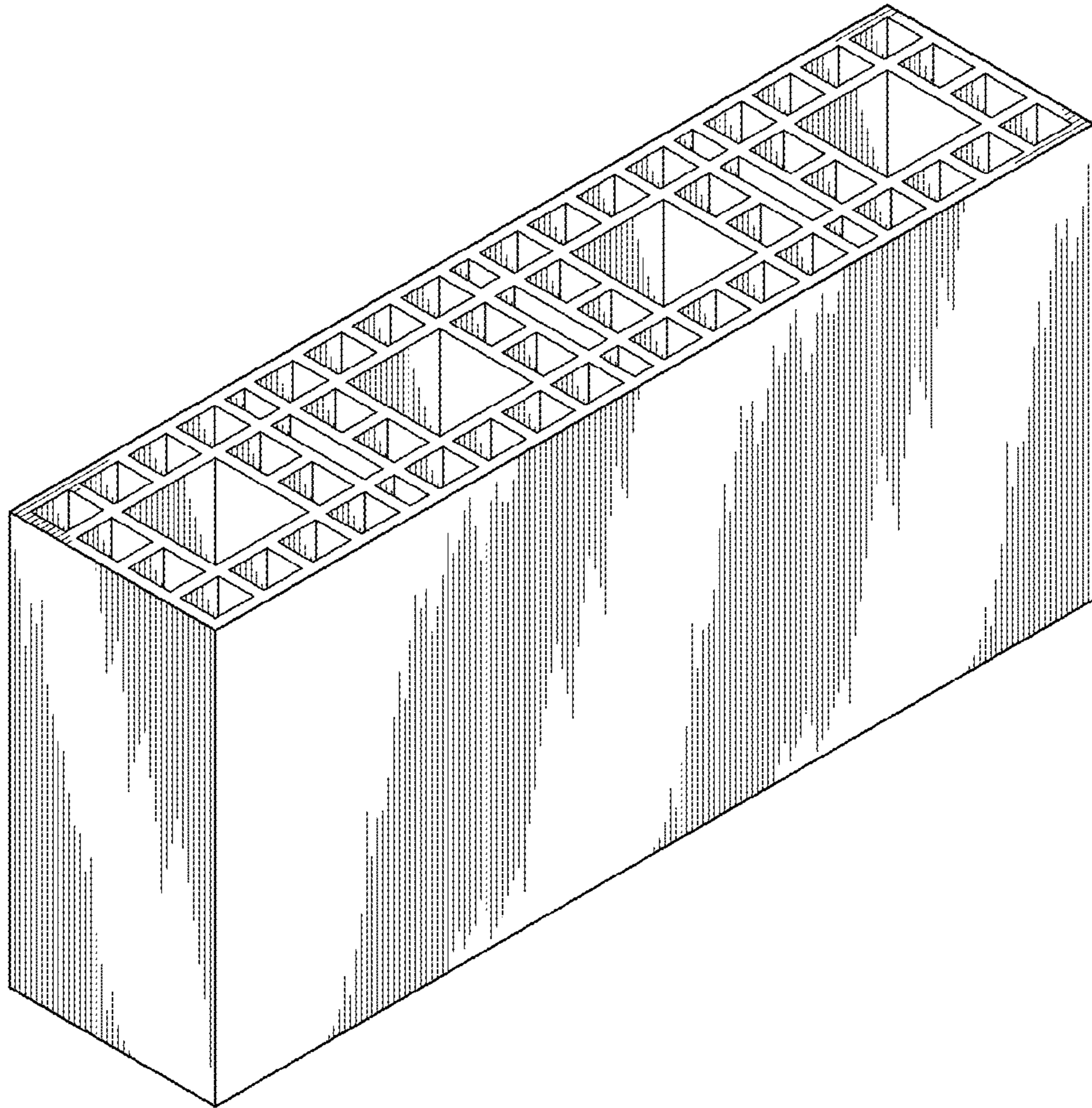
The ornamental design for a building block, as shown and described.

**DESCRIPTION**

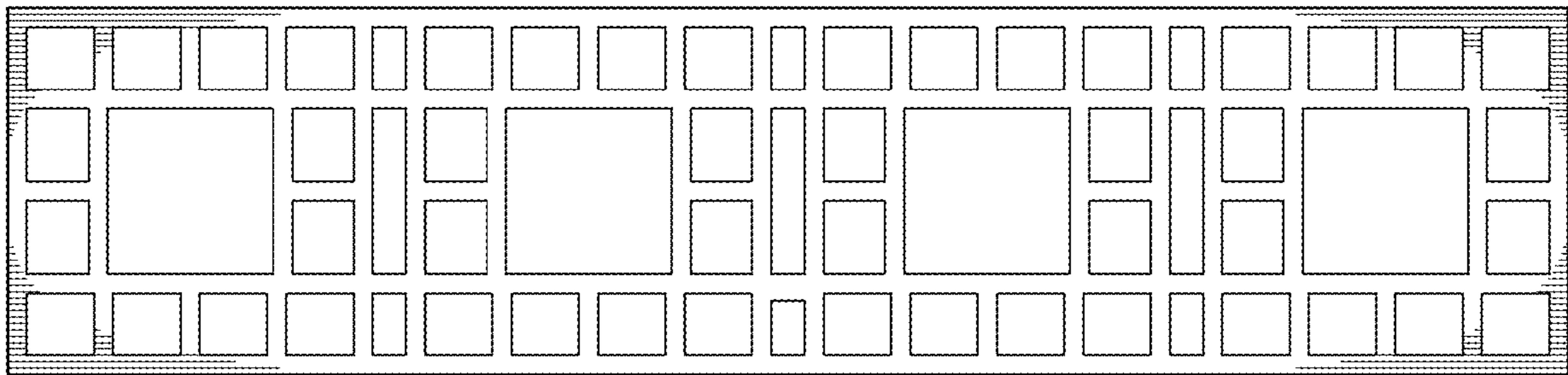
FIG. 1 is a top front right perspective view of a building block in accordance with my new design;  
FIG. 2 is a top plan view thereof;  
FIG. 3 is a right elevation view thereof; and,  
FIG. 4 is a front elevation view thereof.

**1 Claim, 2 Drawing Sheets**



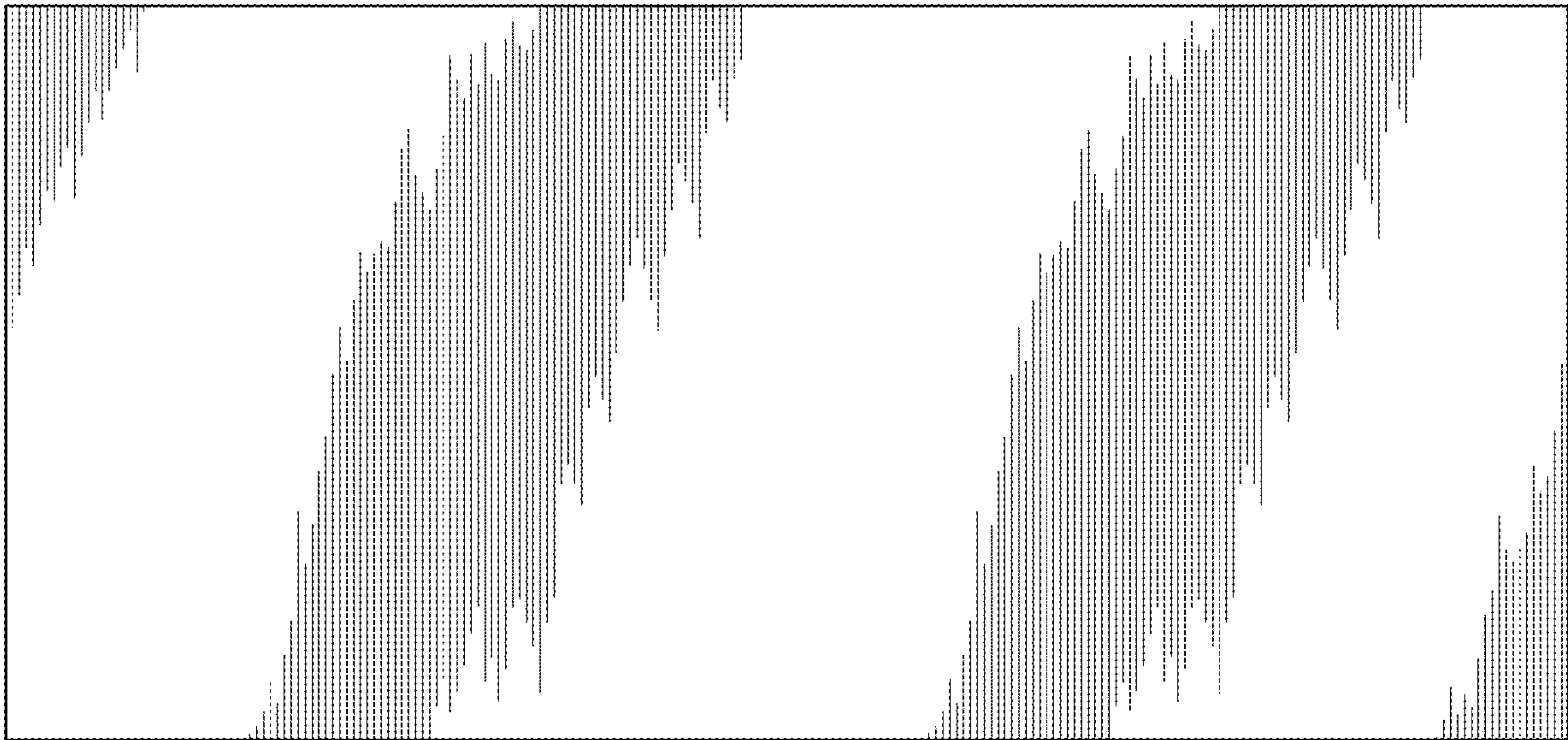


*Fig. 1.*



*Fig. 2.*





*Fig. 3.*



*Fig. 4.*