



US00D898945S

(12) **United States Design Patent**
Pivac

(10) **Patent No.:** **US D898,945 S**

(45) **Date of Patent:** **** Oct. 13, 2020**

(54) **BUILDING BLOCK**

(71) Applicant: **Fastbrick IP Pty Ltd**, High Wycombe (AU)

(72) Inventor: **Mark Joseph Pivac**, Lesmurdie (AU)

(73) Assignee: **Fastbrick IP Pty Ltd**, High Wycombe (AU)

(**) Term: **15 Years**

(21) Appl. No.: **29/680,486**

(22) Filed: **Feb. 15, 2019**

(30) **Foreign Application Priority Data**

Aug. 17, 2018 (AU) 201814911

(51) **LOC (12) Cl.** **25-01**

(52) **U.S. Cl.**
USPC **D25/118**

(58) **Field of Classification Search**
USPC D21/484-491, 499-504; D25/102, D25/112-118, 125, 136

CPC E02D 29/0233; E02D 29/025; E02D 29/0266; E04B 2/04; E04B 2/14; E04B 2/18; E04B 2/30; E04B 2/54; E04C 1/39

See application file for complete search history.

(56) **References Cited**

U.S. PATENT DOCUMENTS

D225,846 S *	1/1973	Cruzen	D25/118
D281,627 S *	12/1985	dos Santos	D25/118
D281,628 S *	12/1985	dos Santos	D25/118
D464,441 S *	10/2002	Luaces	D25/114

* cited by examiner

Primary Examiner — Leanne Was-Englehart

(74) *Attorney, Agent, or Firm* — Christensen O'Connor Johnson Kindness PLLC

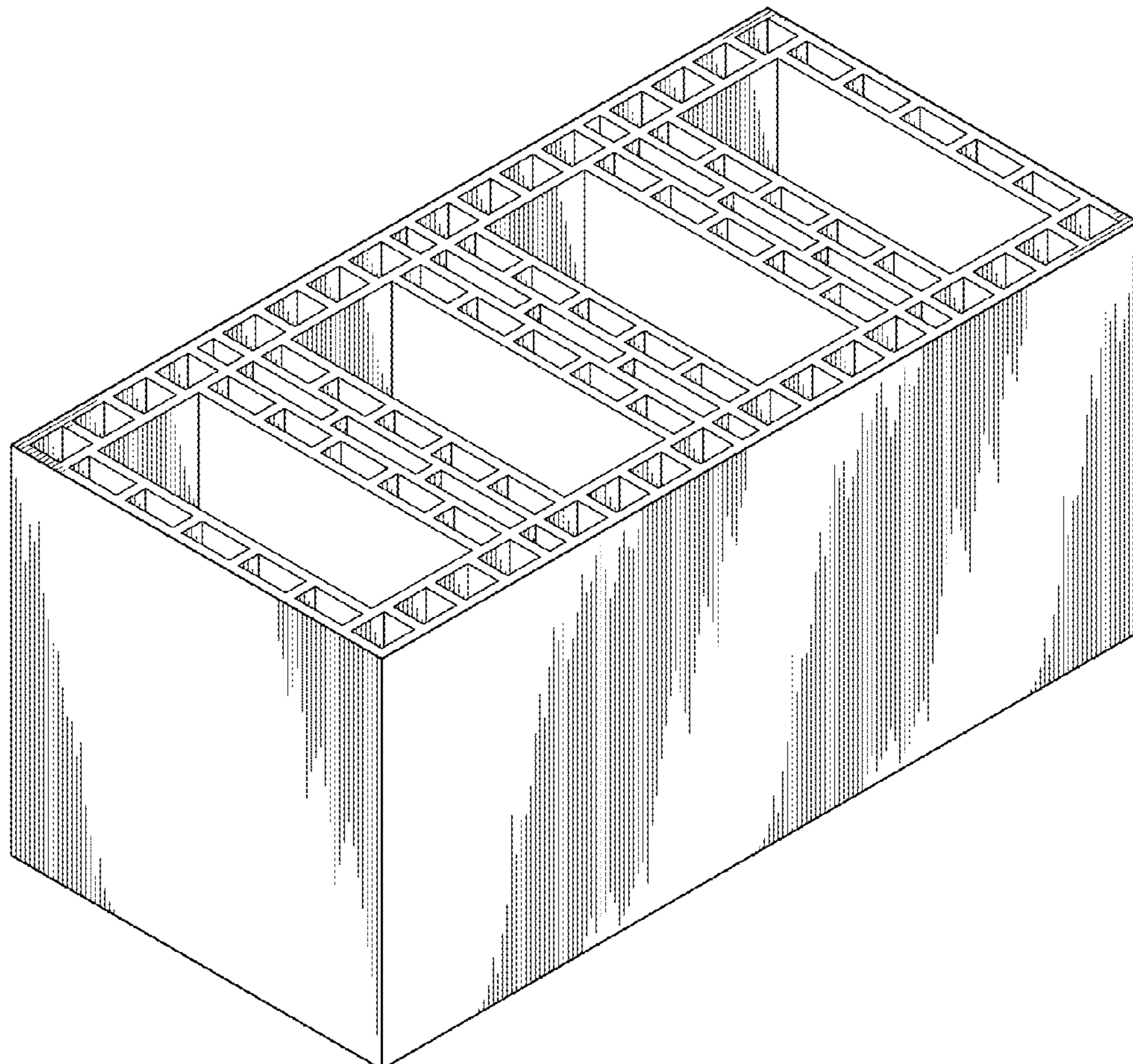
(57) **CLAIM**

The ornamental design for a building block, as shown and described.

DESCRIPTION

FIG. 1 is a top front right perspective view of a building block in accordance with my new design; FIG. 2 is a top plan view thereof; FIG. 3 is a right elevation view thereof; and, FIG. 4 is a front elevation view thereof.

1 Claim, 3 Drawing Sheets



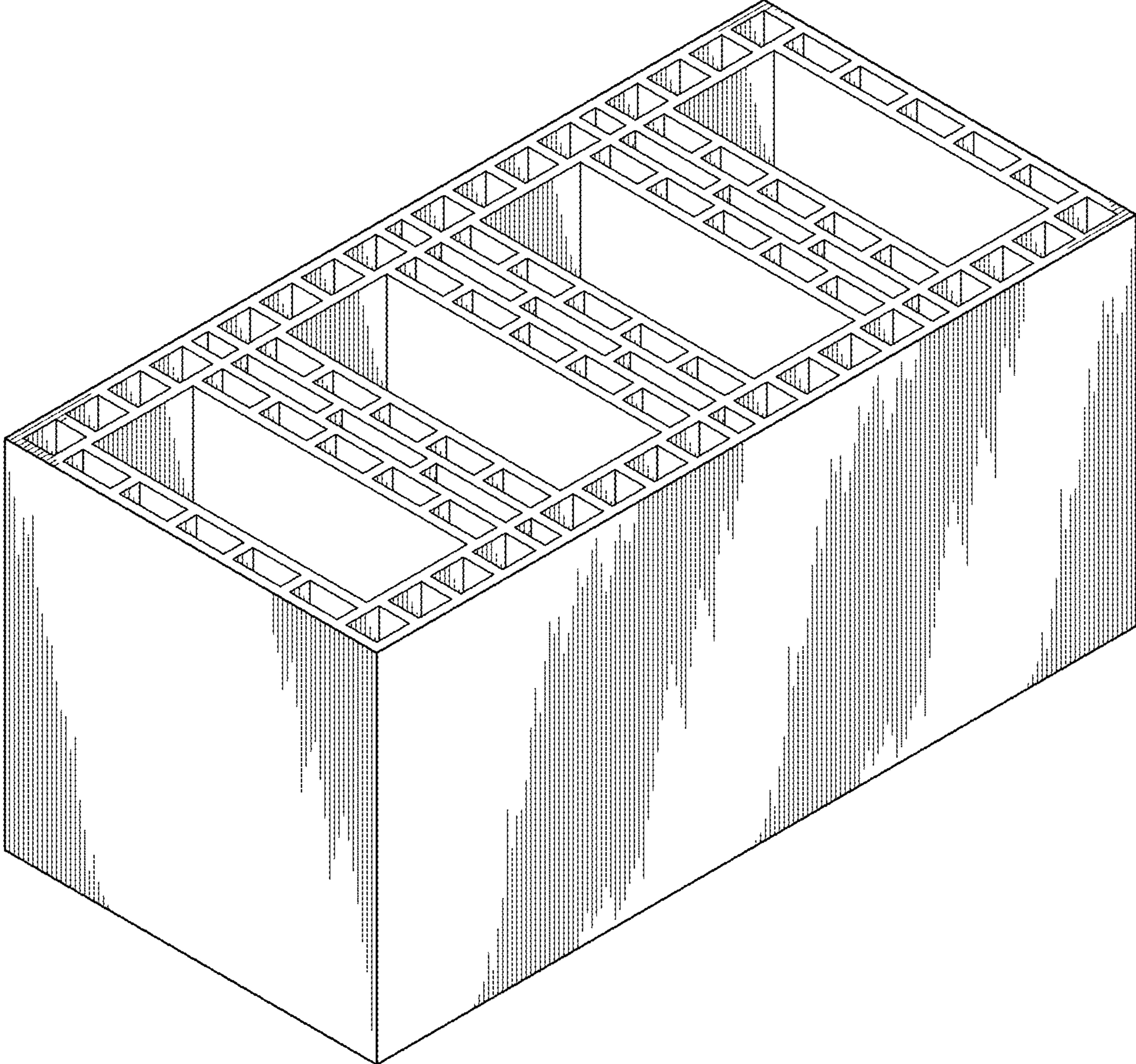


Fig. 1




Fig. 2

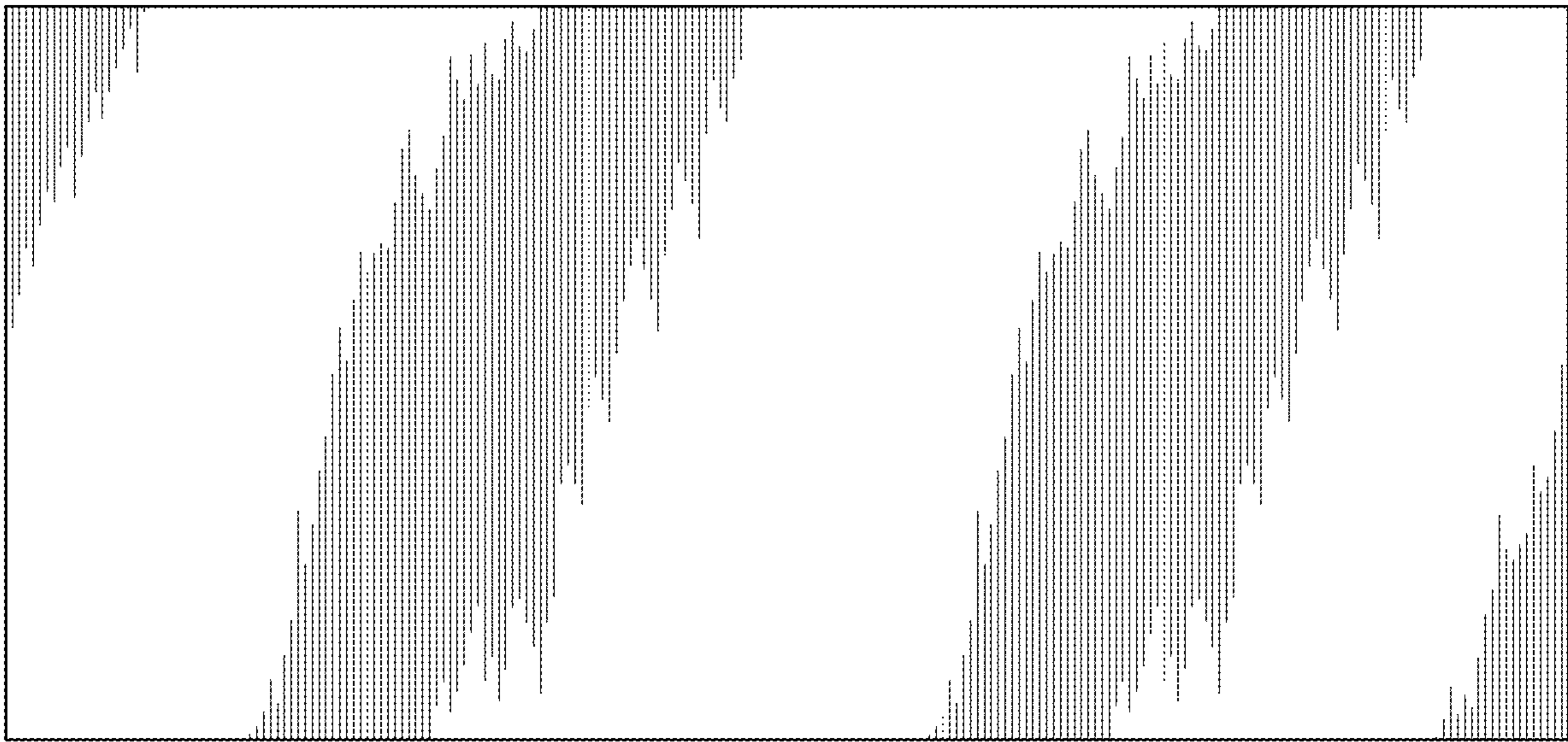


Fig. 3

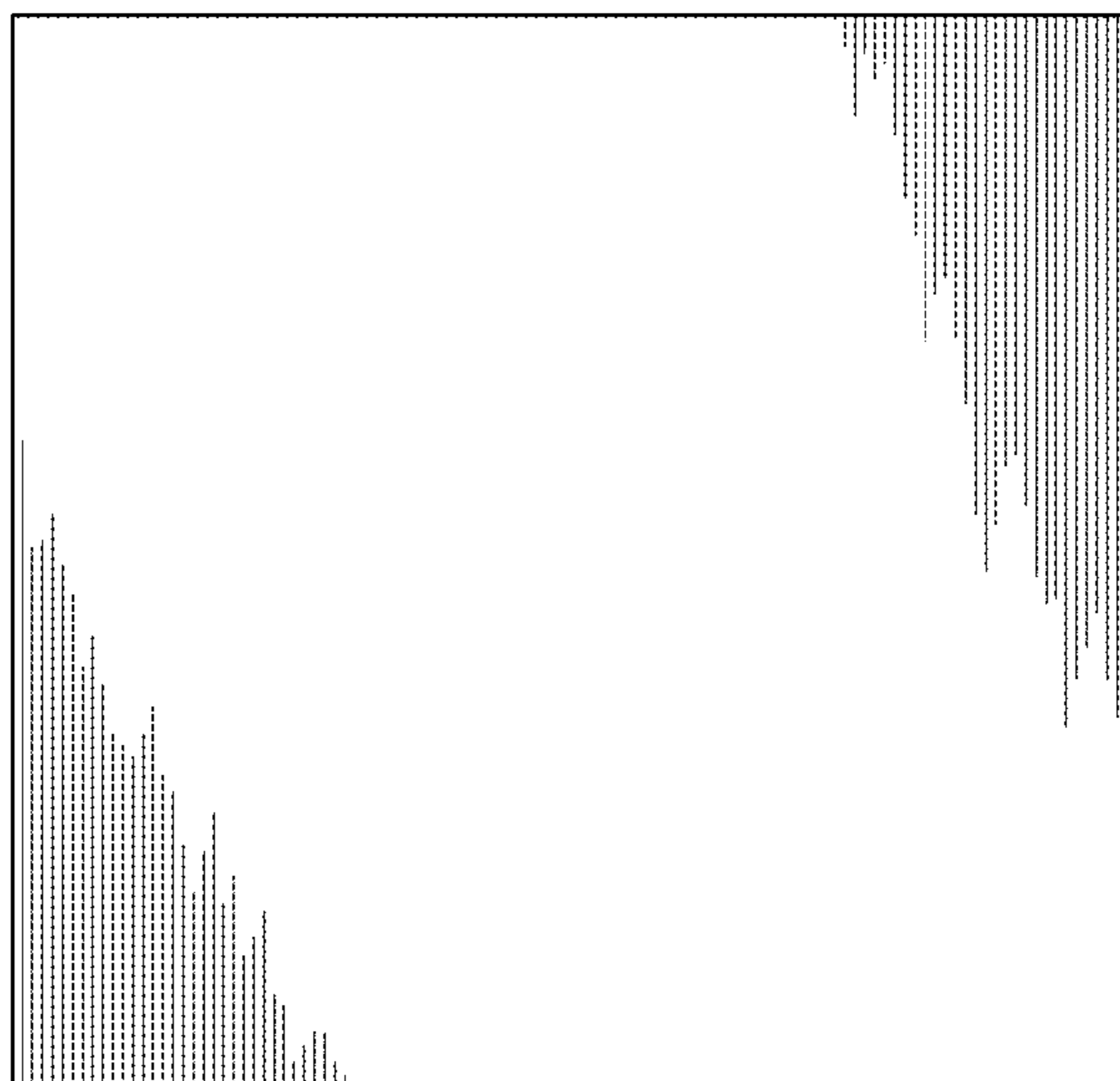


Fig. 4