



US00D898935S

(12) **United States Design Patent**
Connelly

(10) **Patent No.:** **US D898,935 S**

(45) **Date of Patent:** **** Oct. 13, 2020**

(54) **MESSAGE TOOL**

(71) Applicant: **Mark Edward Connelly**, Thousand Oaks, CA (US)

(72) Inventor: **Mark Edward Connelly**, Thousand Oaks, CA (US)

(**) Term: **15 Years**

(21) Appl. No.: **29/688,350**

(22) Filed: **Apr. 19, 2019**

(51) **LOC (12) Cl.** **28-03**

(52) **U.S. Cl.**
USPC **D24/215**

(58) **Field of Classification Search**
USPC D24/200, 211, 212, 213, 214, 215;
D30/160; D12/114, 178; D8/303
CPC . A61H 2015/0014; A61H 15/00; A61H 39/04
See application file for complete search history.

(56) **References Cited**

U.S. PATENT DOCUMENTS

D253,373 S *	11/1979	Celeste	601/121
D256,841 S *	9/1980	Corbett	D24/211
D279,406 S *	6/1985	Shiu	D24/211
D418,639 S *	1/2000	Simon	D30/160
D600,864 S *	9/2009	Lapin	D30/160
D660,450 S *	5/2012	Johnson	D24/215
D676,140 S *	2/2013	Feightner	D24/212
D688,384 S *	8/2013	Ateya Soliman	D24/215
D693,934 S *	11/2013	Lin	D24/215
D713,050 S *	9/2014	Kao	A61H 15/00
			D24/211
D749,233 S *	2/2016	Phillips	A61H 15/0092
			D24/211
D751,724 S *	3/2016	Nelson	D24/211
D764,066 S *	8/2016	Somjee	D24/211
D785,103 S *	4/2017	Townsend	D21/662

D788,313 S *	5/2017	Lawrie	D24/211
D800,330 S *	10/2017	Loos	D24/211
D829,920 S *	10/2018	Carpinelli	D24/211

(Continued)

Primary Examiner — Cynthia Ramirez

Assistant Examiner — Michael A Maharajh

(57) **CLAIM**

The ornamental design for a massage tool, as shown and described.

DESCRIPTION

FIG. 1 is a first embodiment of a perspective view of a massage tool with the handle portion shown in a bent position, showing my new design;

FIG. 2 is a top view with the handle portion shown in a straight position, the opposite side being a mirror image thereof;

FIG. 3 is a side view with the handle portion shown in a straight position, the opposite side being a mirror image thereof;

FIG. 4 is a front view thereof;

FIG. 5 is a back view thereof;

FIG. 6 is a second embodiment of a top view of the massage tool with the handle portion shown in a straight position;

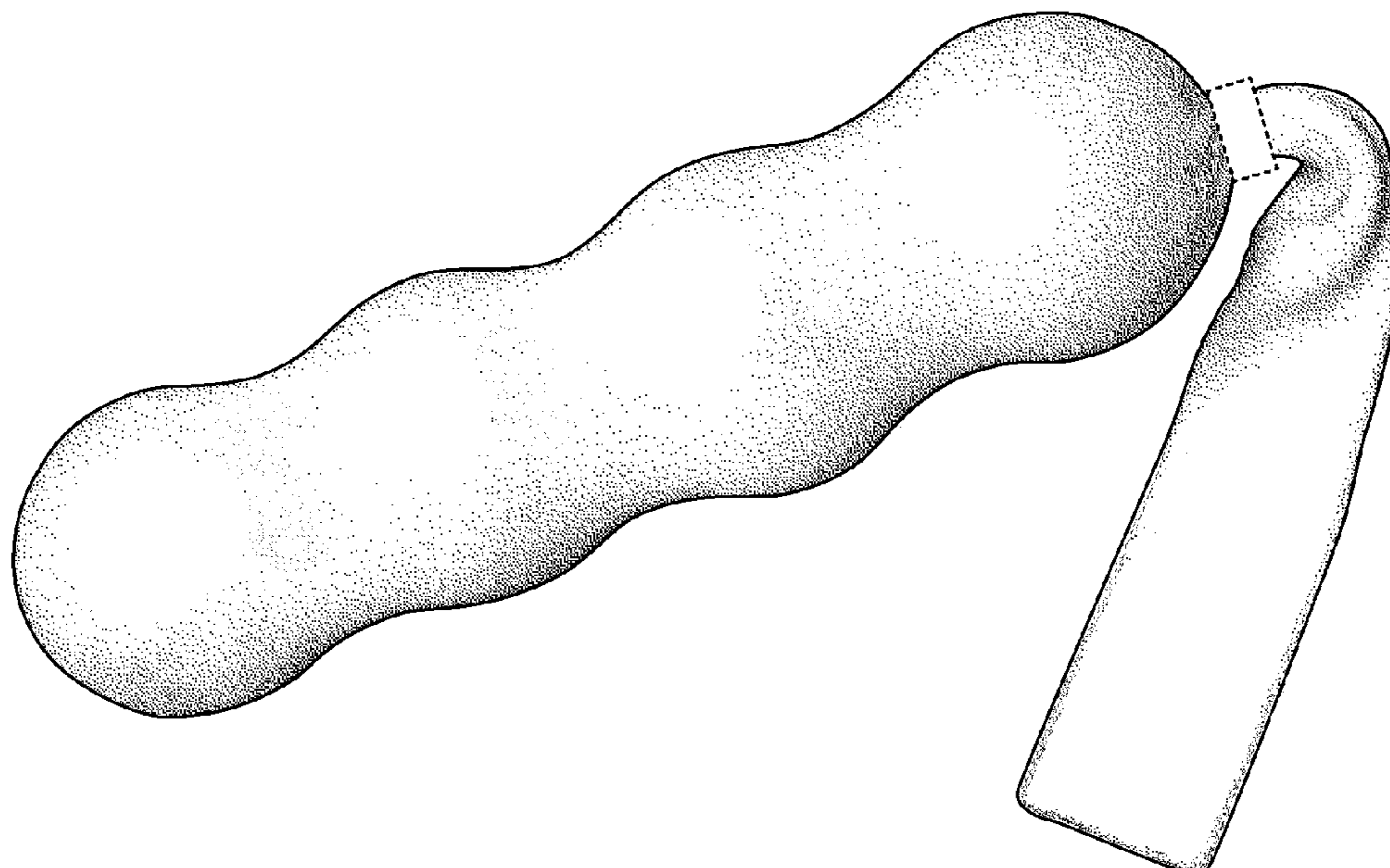
FIG. 7 is a side view, the opposite side being a mirror image thereof;

FIG. 8 is a front view thereof; and,

FIG. 9 is a back view thereof.

The handle is shown with a symbolic break in its length in FIGS. 6 and 7. The appearance of any portion of the article between the break lines forms no part of the claimed design. The broken lines in the drawings are for the purpose of illustrating portions of the massage tool, which form no part of the claimed design; the stippled shading in the drawings is a drawing convention to represent contours and does not illustrate surface ornamentation or decoration.

1 Claim, 6 Drawing Sheets



(56)

References Cited

U.S. PATENT DOCUMENTS

D833,027 S *	11/2018	Viner	D24/211
D833,635 S *	11/2018	Chen	D24/214
D852,973 S *	7/2019	Yueh	D24/215
D861,909 S *	10/2019	Cheung	D24/215
D863,583 S *	10/2019	Carpinello	D24/213
D884,804 S *	5/2020	Ross	D21/662
D886,314 S *	6/2020	Morris	D24/211
D886,315 S *	6/2020	Hicken	D24/211
2017/0065482 A1 *	3/2017	Downare	A61H 15/00

* cited by examiner

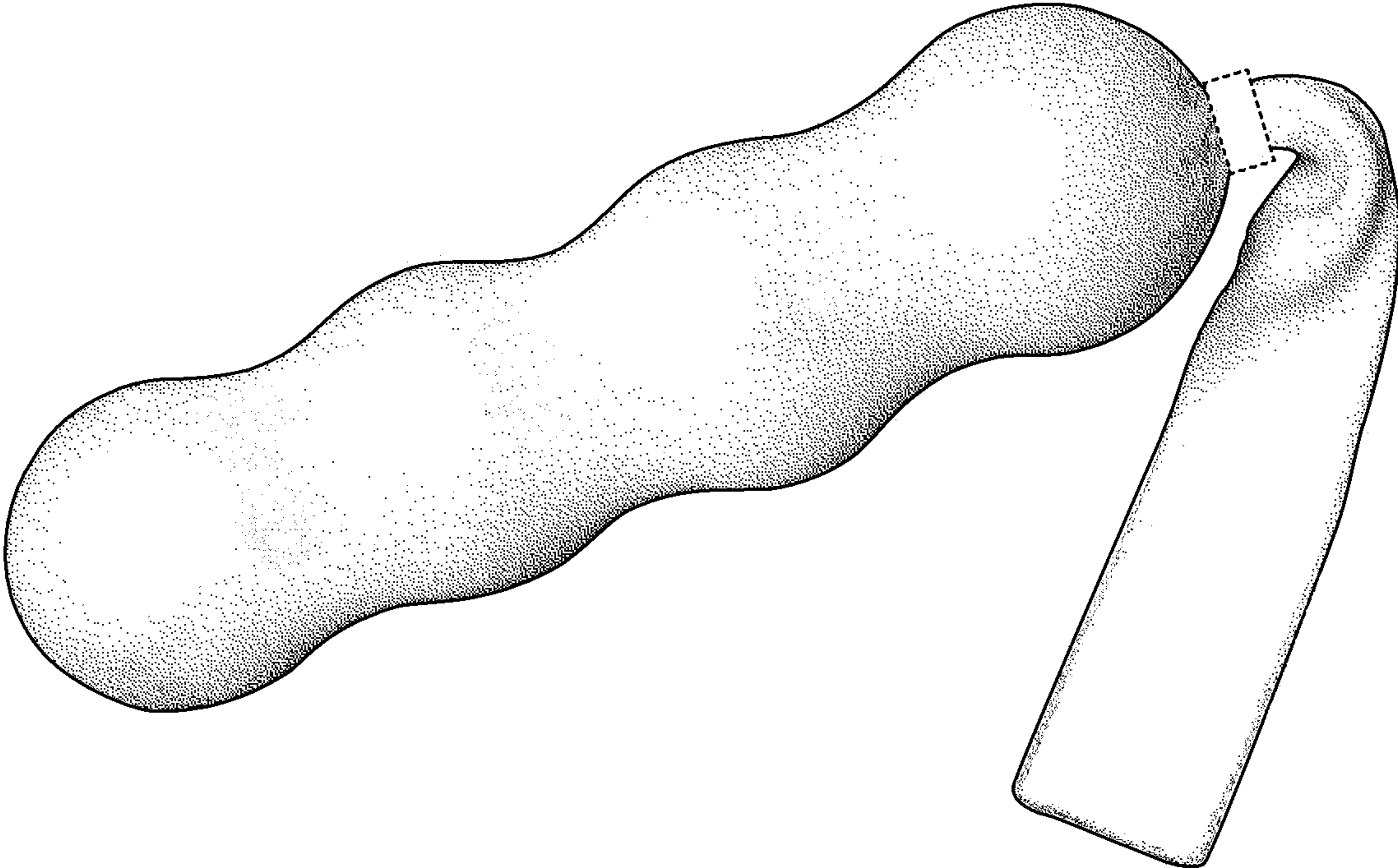


FIG. 1

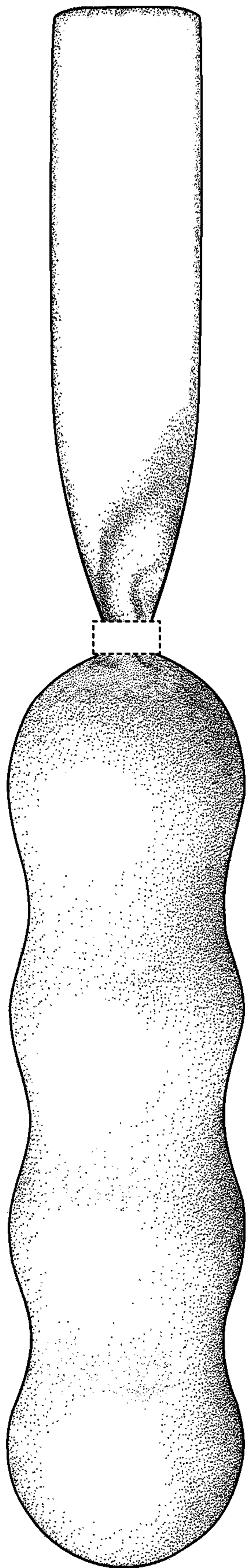


FIG. 2

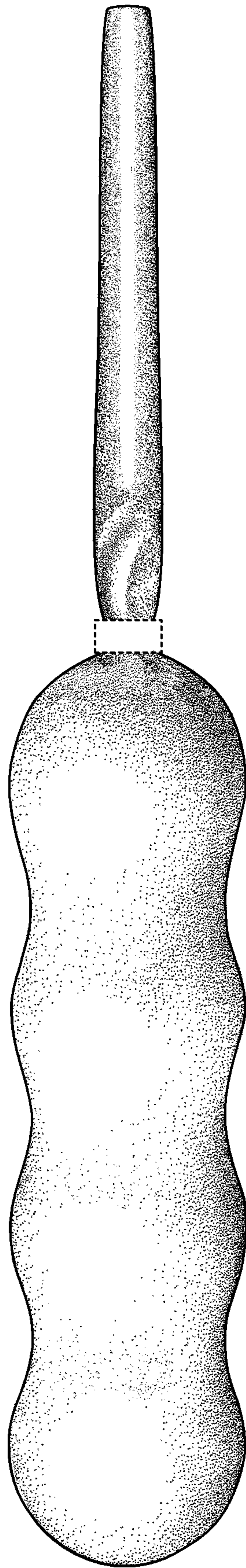


FIG. 3

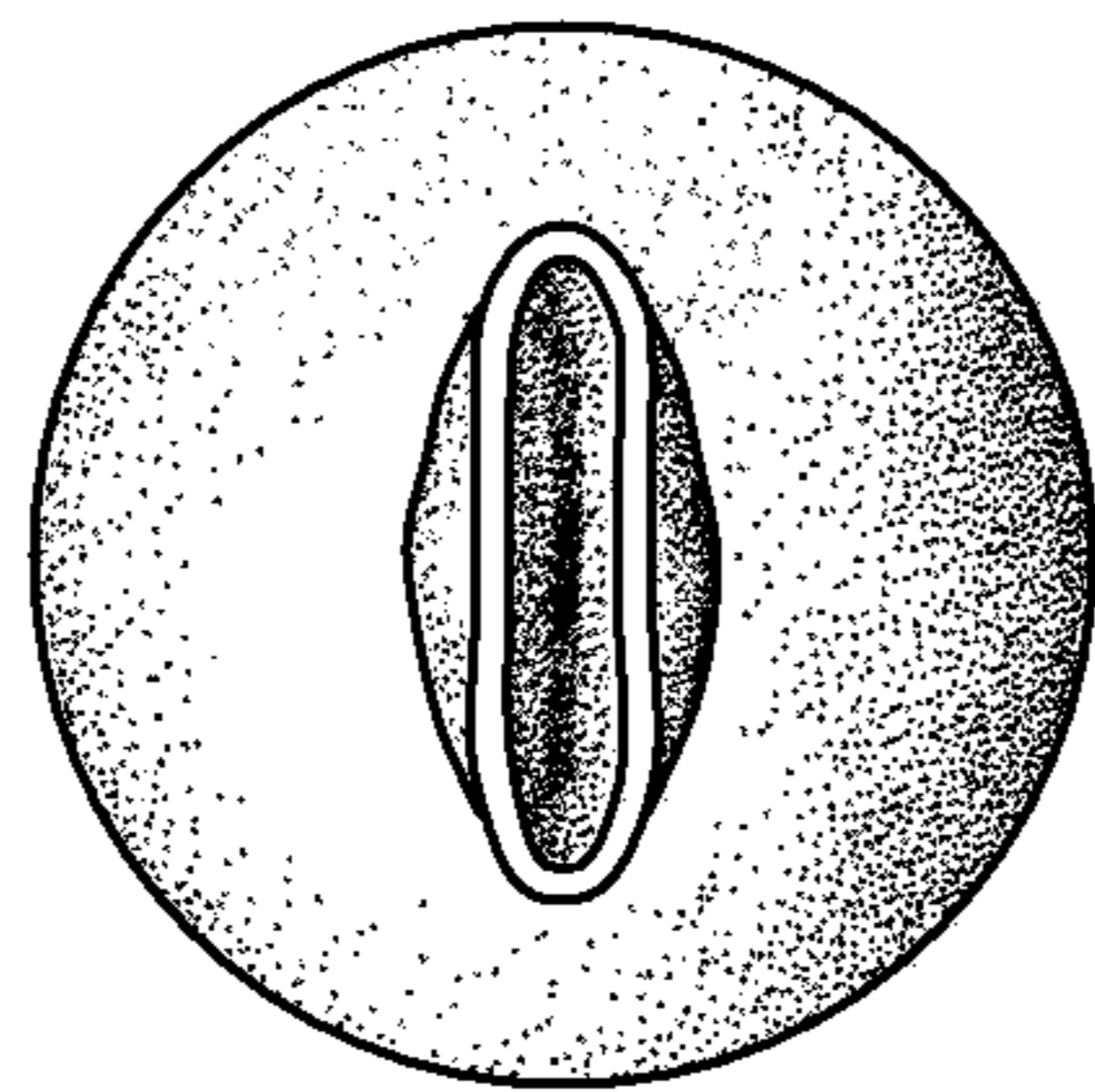


FIG. 4

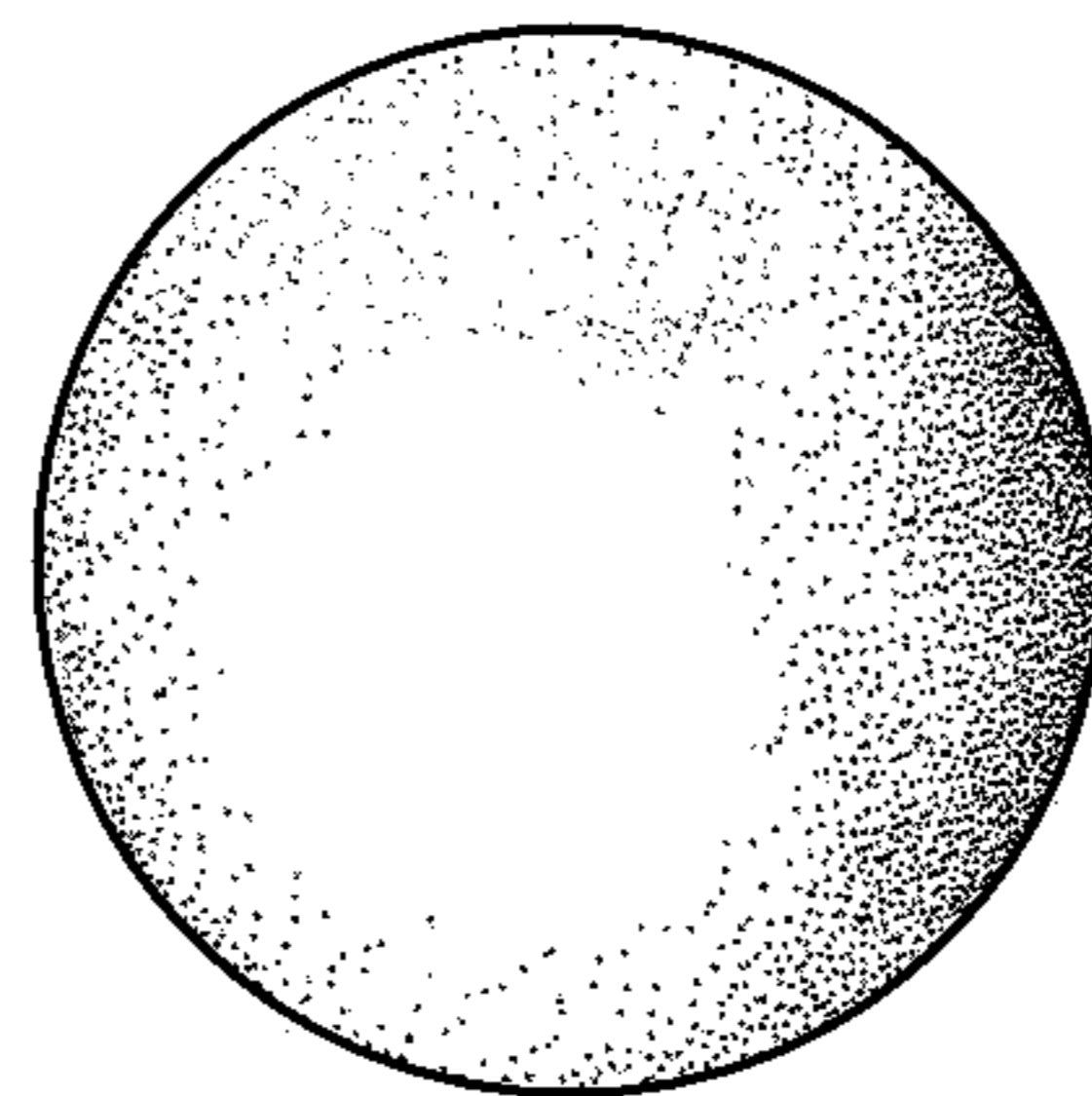


FIG. 5

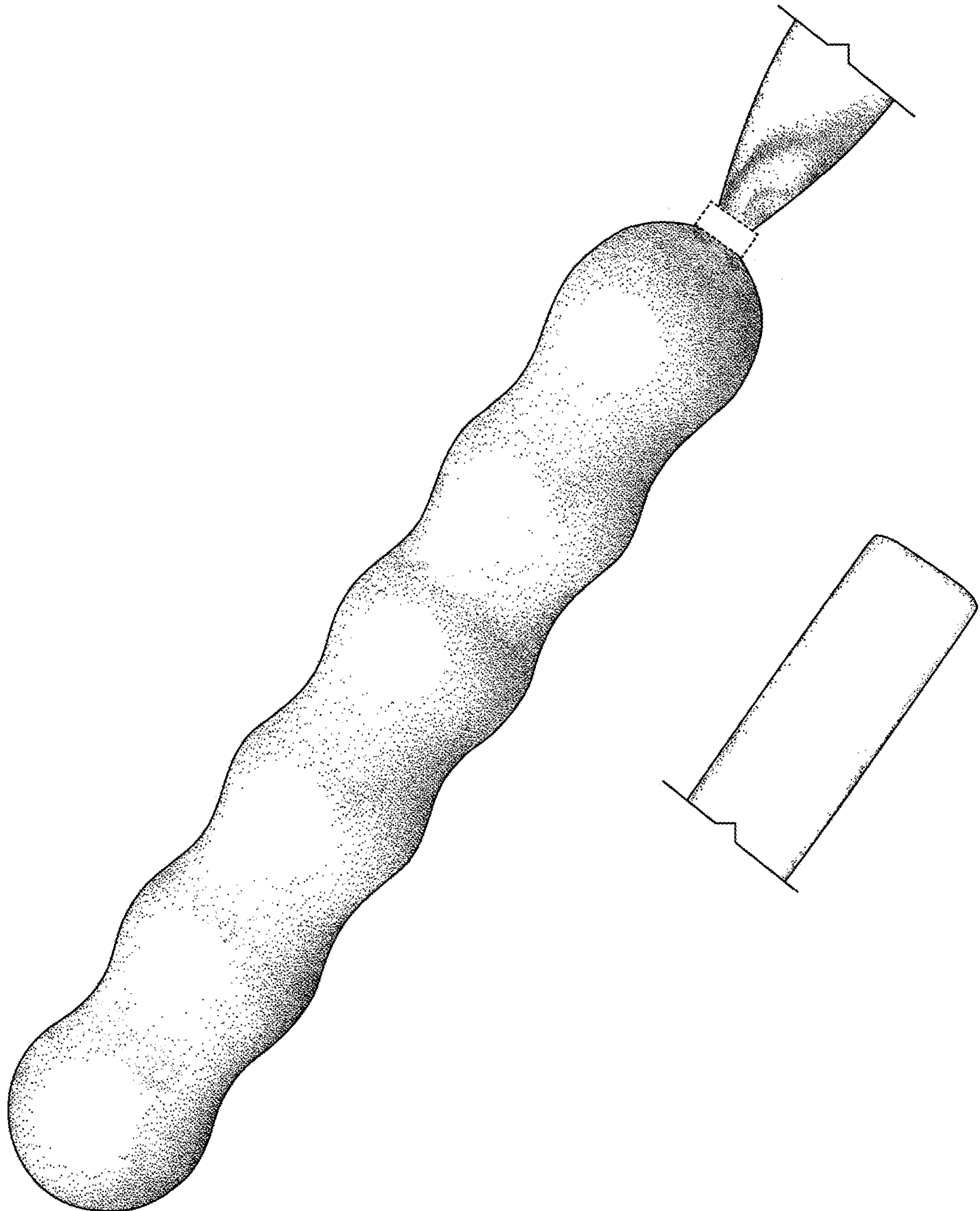


FIG. 6

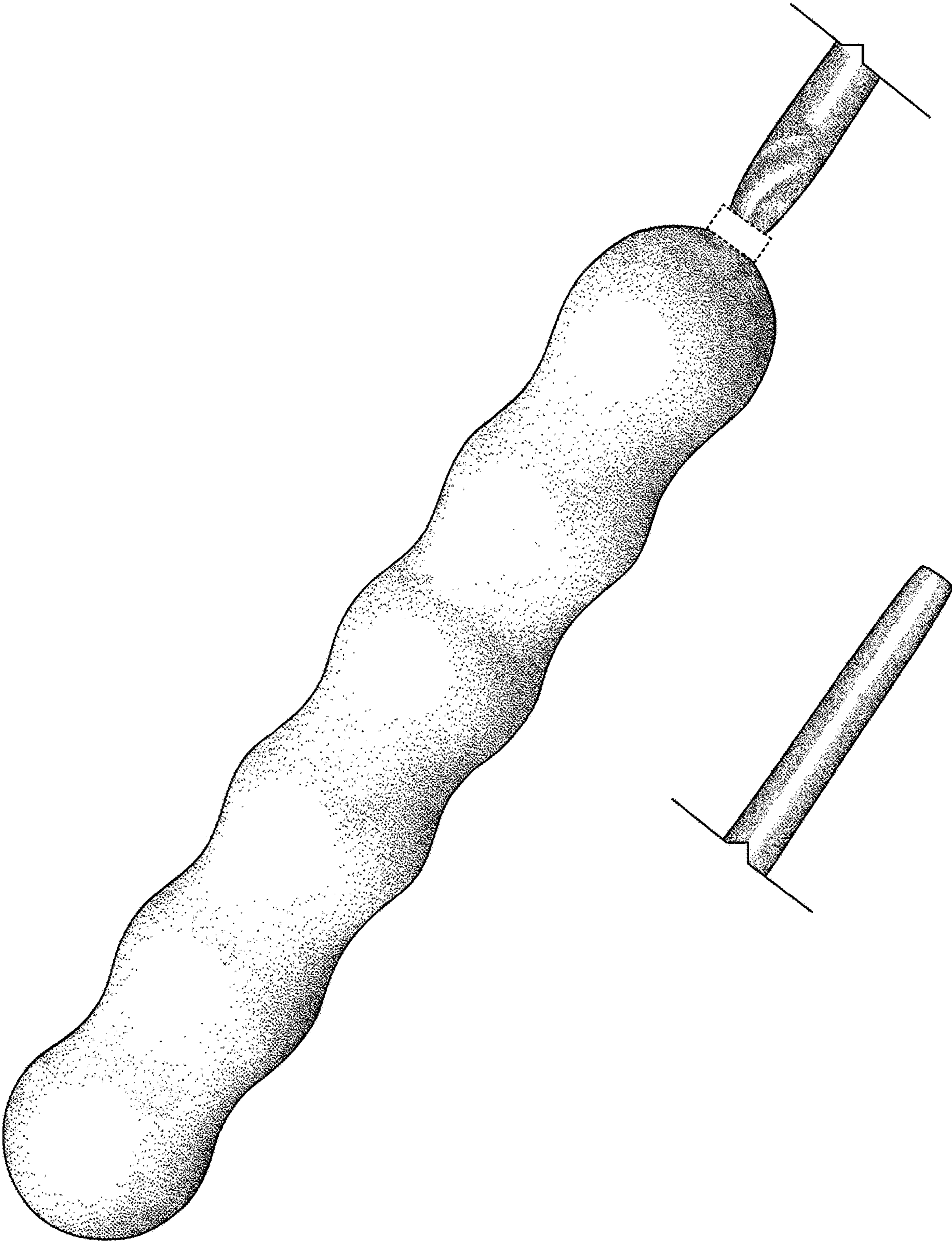


FIG. 7

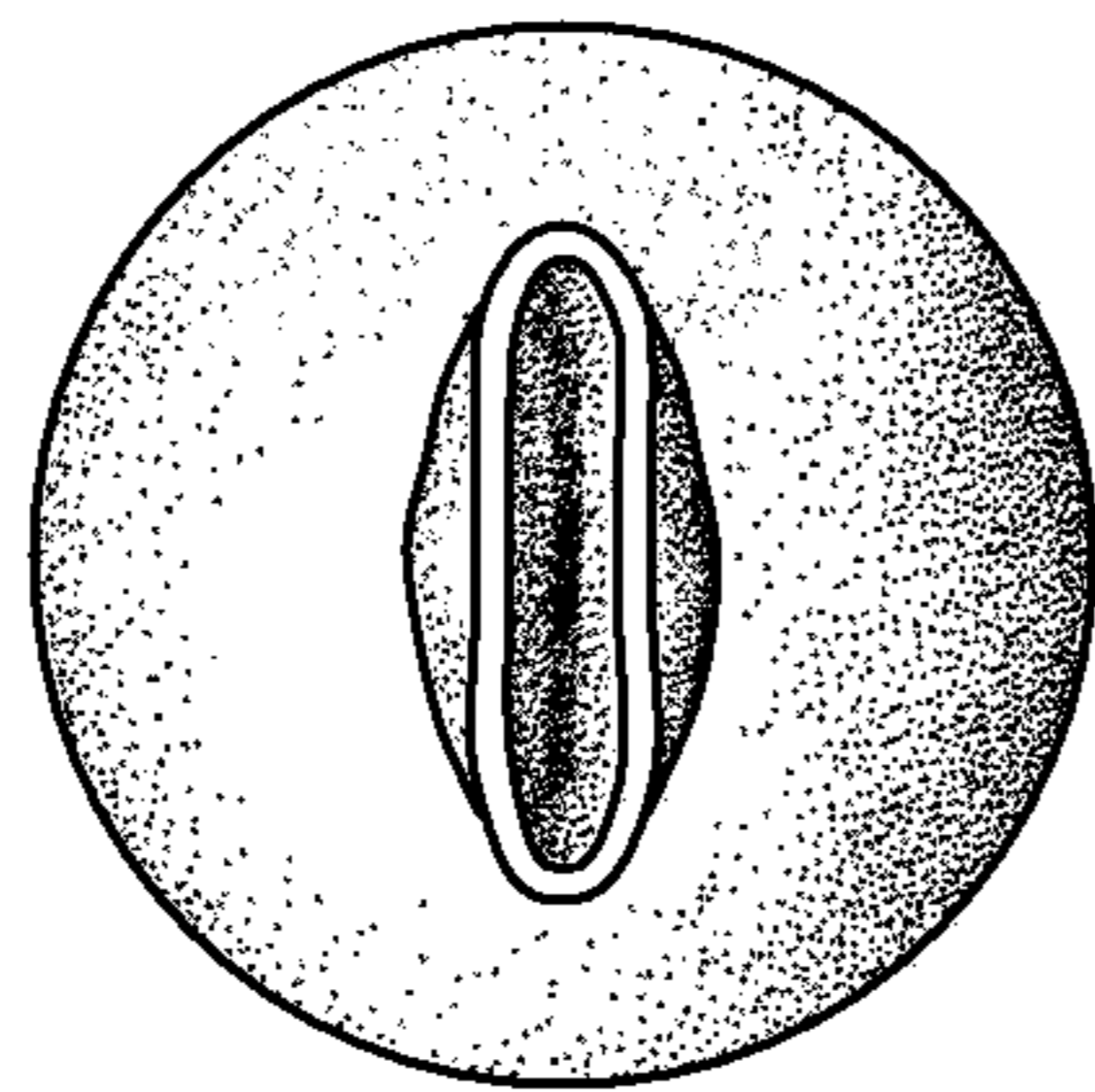


FIG. 8

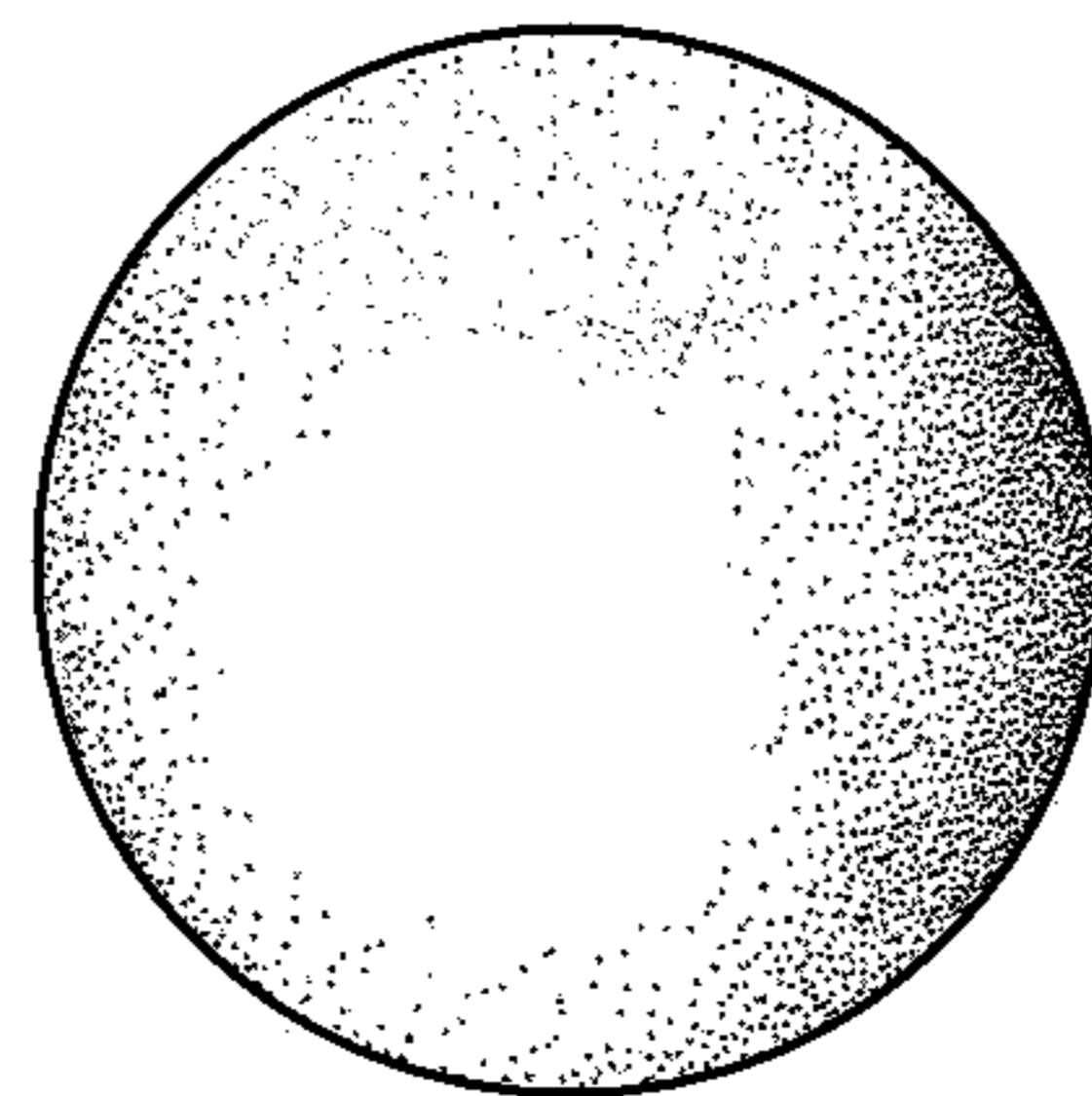


FIG. 9