



US00D898929S

(12) **United States Design Patent** (10) **Patent No.:** **US D898,929 S**  
**Tran** (45) **Date of Patent:** **\*\* Oct. 13, 2020**

(54) **FOOT SPA BOWL**

(71) Applicant: **Gulfstream Inc.**, Cambridge (CA)

(72) Inventor: **Minh Sang Tran**, Cambridge (CA)

(73) Assignee: **Gulfstream Inc.**, Cambridge, Ontario (CA)

(\*\*) Term: **15 Years**

(21) Appl. No.: **29/694,816**

(22) Filed: **Jun. 13, 2019**

(30) **Foreign Application Priority Data**

Dec. 13, 2018 (CA) ..... 185279

(51) **LOC (12) Cl.** ..... **23-02**

(52) **U.S. Cl.**  
USPC ..... **D24/204**

(58) **Field of Classification Search**  
USPC ..... D24/201–205, 213; D23/276–278,  
D23/280.1–280.3; D25/2

CPC ..... A61H 33/6005; A61H 33/6021; A61H  
33/6089; A61H 33/6094; A61H 2035/004;  
A61H 35/006; A47K 3/022; A47K 3/062

See application file for complete search history.

(56) **References Cited**

**U.S. PATENT DOCUMENTS**

- D583,960 S \* 12/2008 Tran ..... D24/204
- D628,704 S \* 12/2010 Tran ..... D24/204
- D727,515 S \* 4/2015 Kim ..... D24/201
- D766,453 S \* 9/2016 Tran ..... D24/204
- D774,203 S \* 12/2016 Zolotnik ..... D24/204
- 2016/0175190 A1\* 6/2016 Alexander ..... A61H 33/0087  
4/622
- 2019/0104891 A1\* 4/2019 Tran ..... A47K 3/001

\* cited by examiner

*Primary Examiner* — Anhdao Doan

(74) *Attorney, Agent, or Firm* — Blue Filament Law PLLC

(57) **CLAIM**

The ornamental design for a foot spa bowl, as shown and described.

**DESCRIPTION**

The patent or application file contains at least one drawing executed in color. Copies of this patent or patent application publication with color drawing(s) will be provided by the Office upon request and payment of the necessary fee.

FIG. 1 is an isometric view of the foot spa bowl;

FIG. 2 is a top view of the foot spa bowl;

FIG. 3 is a front view of the foot spa bowl taken from the perspective of arrow 3 in FIG. 2;

FIG. 4 is a front view of the foot spa bowl taken from the perspective of arrow 4 in FIG. 2;

FIG. 5 is a side view of the foot spa bowl taken from the perspective of arrow 5 in FIG. 2;

FIG. 6 is a side view of the foot spa bowl taken from the perspective of arrow 6 in FIG. 2;

FIG. 7 is a side view of the foot spa bowl taken from the perspective of arrow 7 in FIG. 2;

FIG. 8 is a back view of the foot spa bowl taken from the perspective of arrow 8 in FIG. 2;

FIG. 9 is a back view of the foot spa bowl taken from the perspective of arrow 9 in FIG. 2;

FIG. 10 is a back view of the foot spa bowl taken from the perspective of arrow 10 in FIG. 2;

FIG. 11 is a side view of the foot spa bowl taken from the perspective of arrow 11 in FIG. 2;

FIG. 12 is a side view of the foot spa bowl taken from the perspective of arrow 12 in FIG. 2;

FIG. 13 is a side view of the foot spa bowl taken from the perspective of arrow 13 in FIG. 2;

FIG. 14 is a front view of the foot spa bowl taken from the perspective of arrow 14 in FIG. 2; and,

FIG. 15 is a bottom view of the foot spa bowl.

**1 Claim, 15 Drawing Sheets**  
**(15 of 15 Drawing Sheet(s) Filed in Color)**

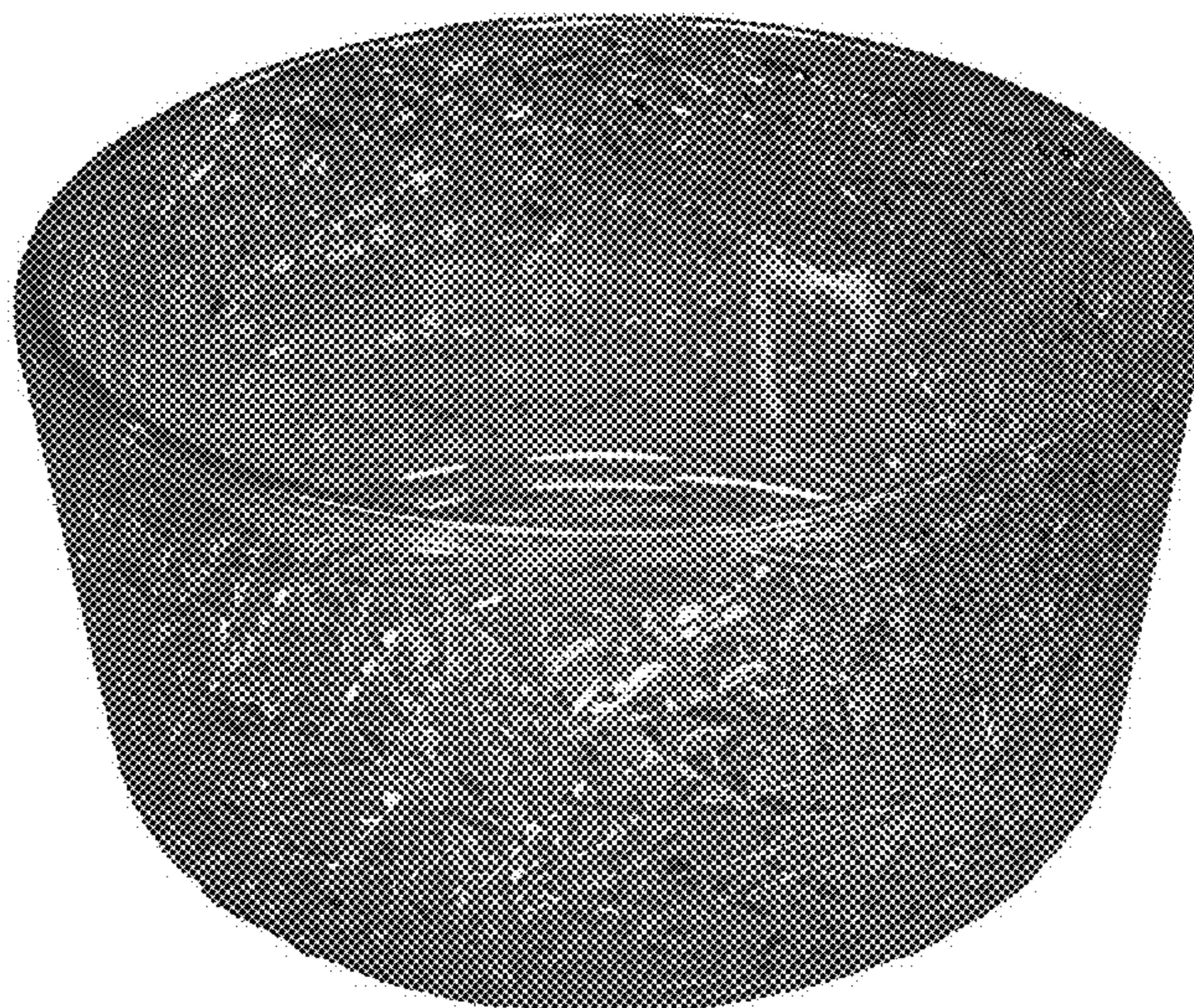
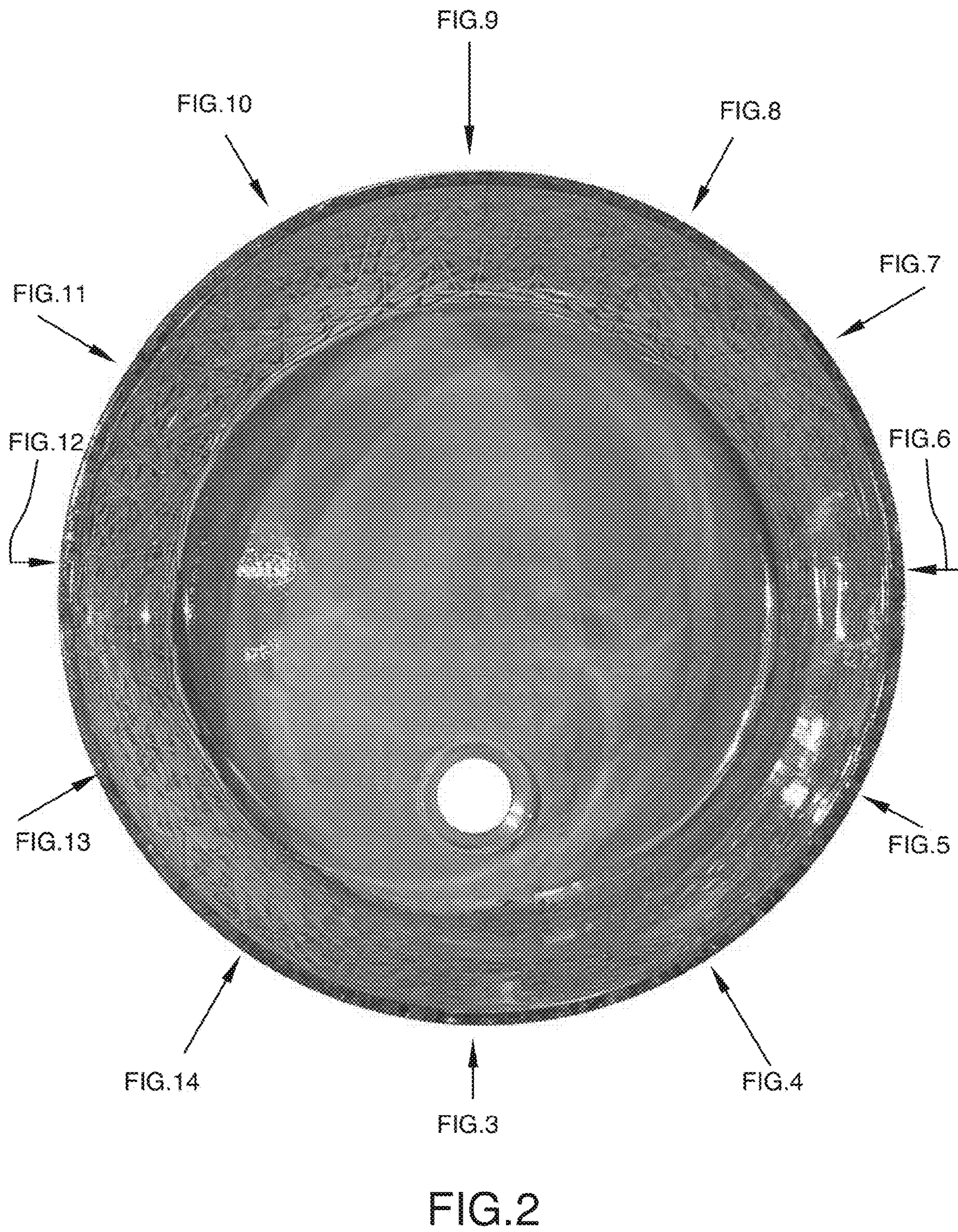






FIG.1










FIG.3






FIG.4






FIG.5






FIG.6






FIG.7






FIG.8






FIG.9






FIG.10






FIG.11






FIG.12






FIG.13






FIG.14





FIG.15