



US00D898928S

(12) **United States Design Patent** (10) **Patent No.:** **US D898,928 S**
Qiao (45) **Date of Patent:** **** Oct. 13, 2020**

(54) **SAUNA**
(71) Applicant: **Pei Qiao**, Ontario, CA (US)
(72) Inventor: **Pei Qiao**, Ontario, CA (US)

2008/0005980 A1* 1/2008 Lin A61H 33/066
52/127.1
2009/0019635 A1* 1/2009 Chen A61H 33/066
4/531
2019/0167519 A1* 6/2019 Kaps A61H 33/067
2020/0069516 A1* 3/2020 Zack A61H 33/066

(**) Term: **15 Years**

FOREIGN PATENT DOCUMENTS

(21) Appl. No.: **29/702,842**

CN 201630124748 * 1/2017

(22) Filed: **Aug. 22, 2019**

* cited by examiner

(51) **LOC (12) Cl.** **23-02**

Primary Examiner — Anhdao Doan

(52) **U.S. Cl.**

(74) *Attorney, Agent, or Firm* — Novoclaims Patent Services LLC; Mei Lin Wong

USPC **D24/203**

(58) **Field of Classification Search**

(57) **CLAIM**

USPC D24/201–205, 110; D23/276–278,
D23/280.1–280.3; D25/2

The ornamental design for a sauna, as shown and described.

CPC A61H 33/06; A61H 33/066; A61H 33/068;
A61H 2201/10; A61H 2201/0161; A61N

DESCRIPTION

5/06

See application file for complete search history.

FIG. 1 is a perspective view of a sauna, showing my new design;

FIG. 2 is a front view thereof;

FIG. 3 is a rear view thereof;

FIG. 4 is a left side view thereof;

FIG. 5 is a right side view thereof; and,

FIG. 6 is a top plan view thereof.


The broken lines in the drawings depict portions of the sauna that form no part of the claimed design.

(56) **References Cited**

U.S. PATENT DOCUMENTS

D346,015 S * 4/1994 Maskell D24/203
D676,974 S * 2/2013 Zack D24/203
D718,459 S * 11/2014 Johnson D24/203
D779,079 S * 2/2017 Perovi D24/203
D825,070 S * 8/2018 Henry D24/202

1 Claim, 6 Drawing Sheets



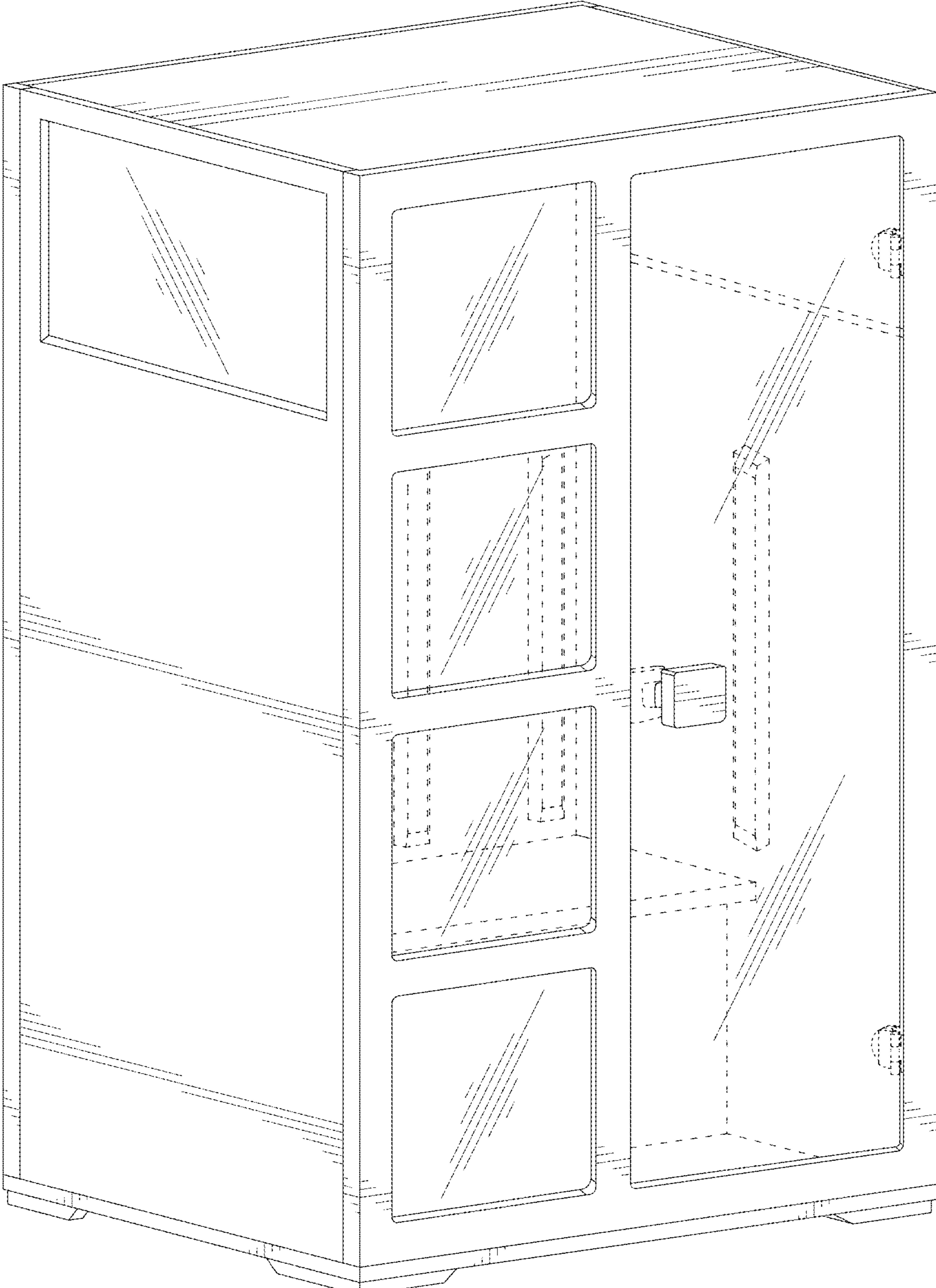


FIG.1

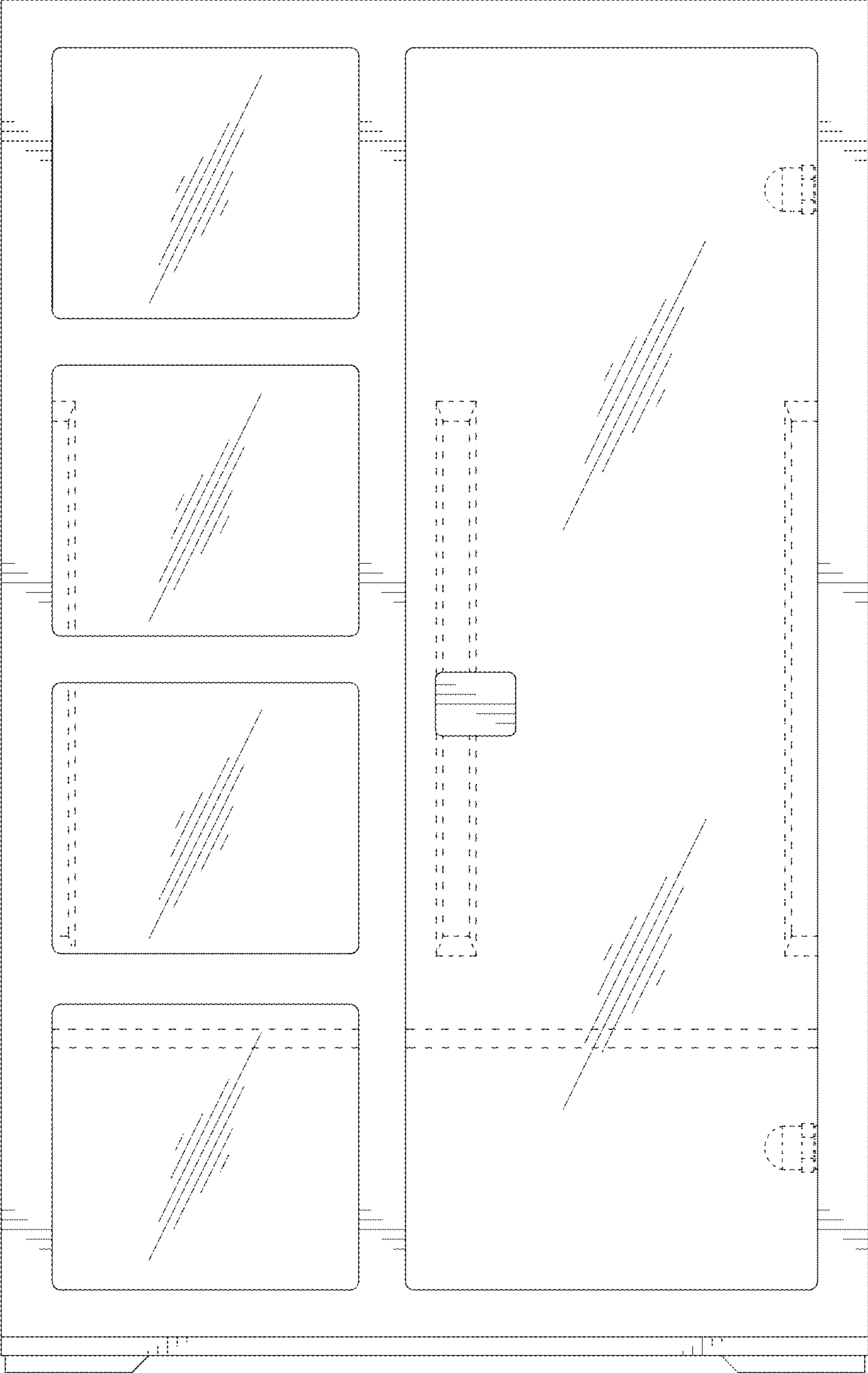


FIG.2




FIG.3




FIG.4




FIG.5



FIG.6