

US00D898927S

(12) **United States Design Patent** (10) **Patent No.:** **US D898,927 S**  
**Qiao** (45) **Date of Patent:** **\*\* Oct. 13, 2020**

(54) **SAUNA**  
(71) Applicant: **Pei Qiao**, Ontario, CA (US)  
(72) Inventor: **Pei Qiao**, Ontario, CA (US)  
(\*\*) Term: **15 Years**

2008/0005980 A1\* 1/2008 Lin ..... A61H 33/066  
52/127.1  
2009/0019635 A1\* 1/2009 Chen ..... A61H 33/066  
4/531  
2019/0167519 A1\* 6/2019 Kaps ..... A61H 33/067  
2020/0069516 A1\* 3/2020 Zack ..... A61H 33/066

(21) Appl. No.: **29/702,838**  
(22) Filed: **Aug. 22, 2019**  
(51) **LOC (12) Cl.** ..... **23-02**  
(52) **U.S. Cl.**  
USPC ..... **D24/203**  
(58) **Field of Classification Search**  
USPC ..... D24/201–205, 110; D23/276–278,  
D23/280.1–280.3; D25/2  
CPC .... A61H 33/06; A61H 33/066; A61H 33/068;  
A61H 2201/10; A61H 2201/0161; A61N  
5/06  
See application file for complete search history.

**FOREIGN PATENT DOCUMENTS**

CN 201630124748 \* 1/2017  
\* cited by examiner

*Primary Examiner* — Anhdao Doan  
(74) *Attorney, Agent, or Firm* — Novoclaims Patent  
Services LLC; Mei Lin Wong

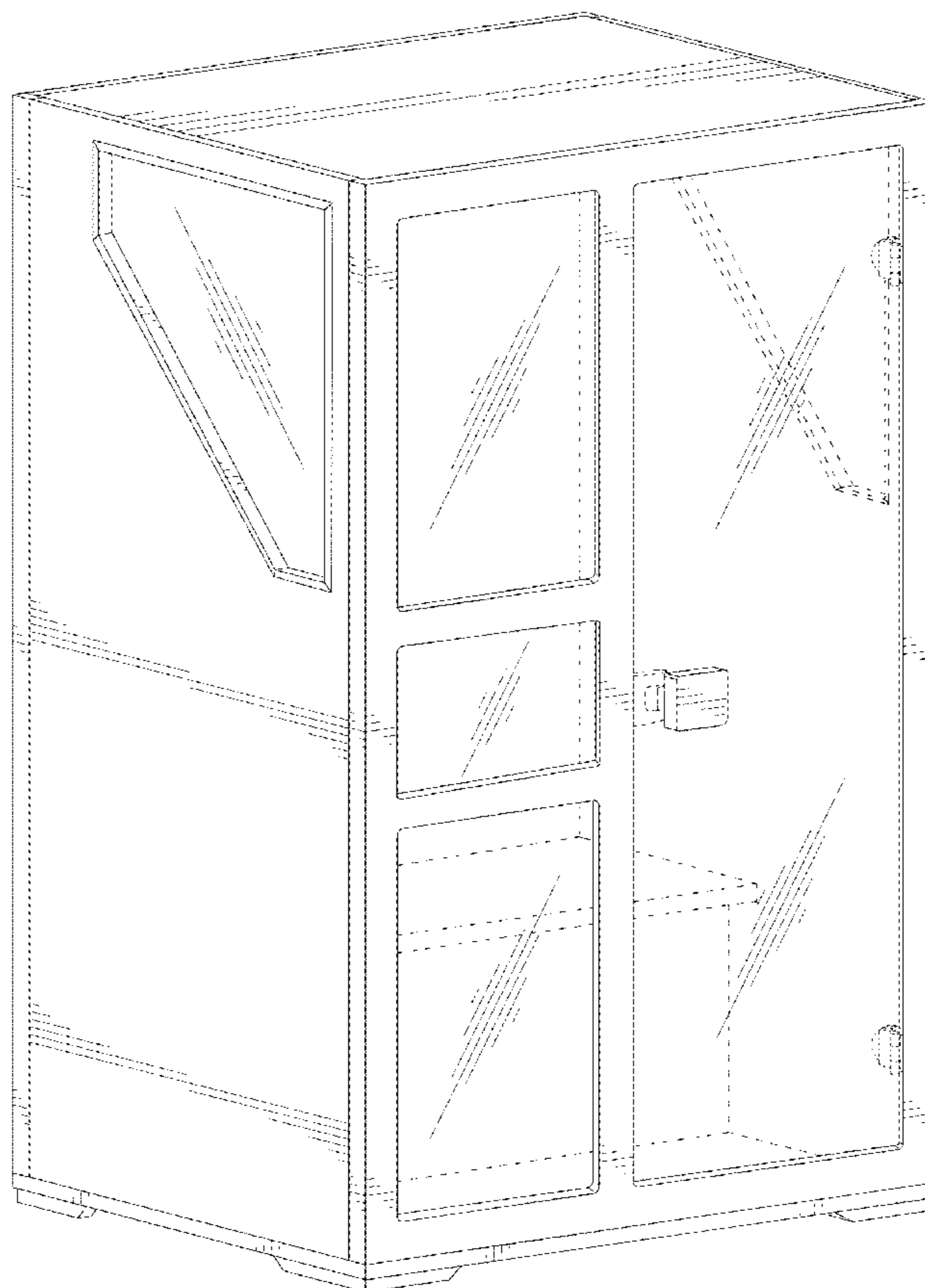
(57) **CLAIM**  
The ornamental design for a sauna, as shown and described.

**DESCRIPTION**

FIG. 1 is a perspective view of a sauna, showing my new design;  
FIG. 2 is a front view thereof;  
FIG. 3 is a rear view thereof;  
FIG. 4 is a left side view thereof;  
FIG. 5 is a right side view thereof; and,  
FIG. 6 is a top plan view thereof.  
The broken lines in the drawings depict portions of the sauna that form no part of the claimed design.

(56) **References Cited**  
U.S. PATENT DOCUMENTS  
D346,015 S \* 4/1994 Maskell ..... D24/203  
D676,974 S \* 2/2013 Zack ..... D24/203  
D718,459 S \* 11/2014 Johnson ..... D24/203  
D779,079 S \* 2/2017 Perovi ..... D24/203  
D825,070 S \* 8/2018 Henry ..... D24/202

**1 Claim, 6 Drawing Sheets**



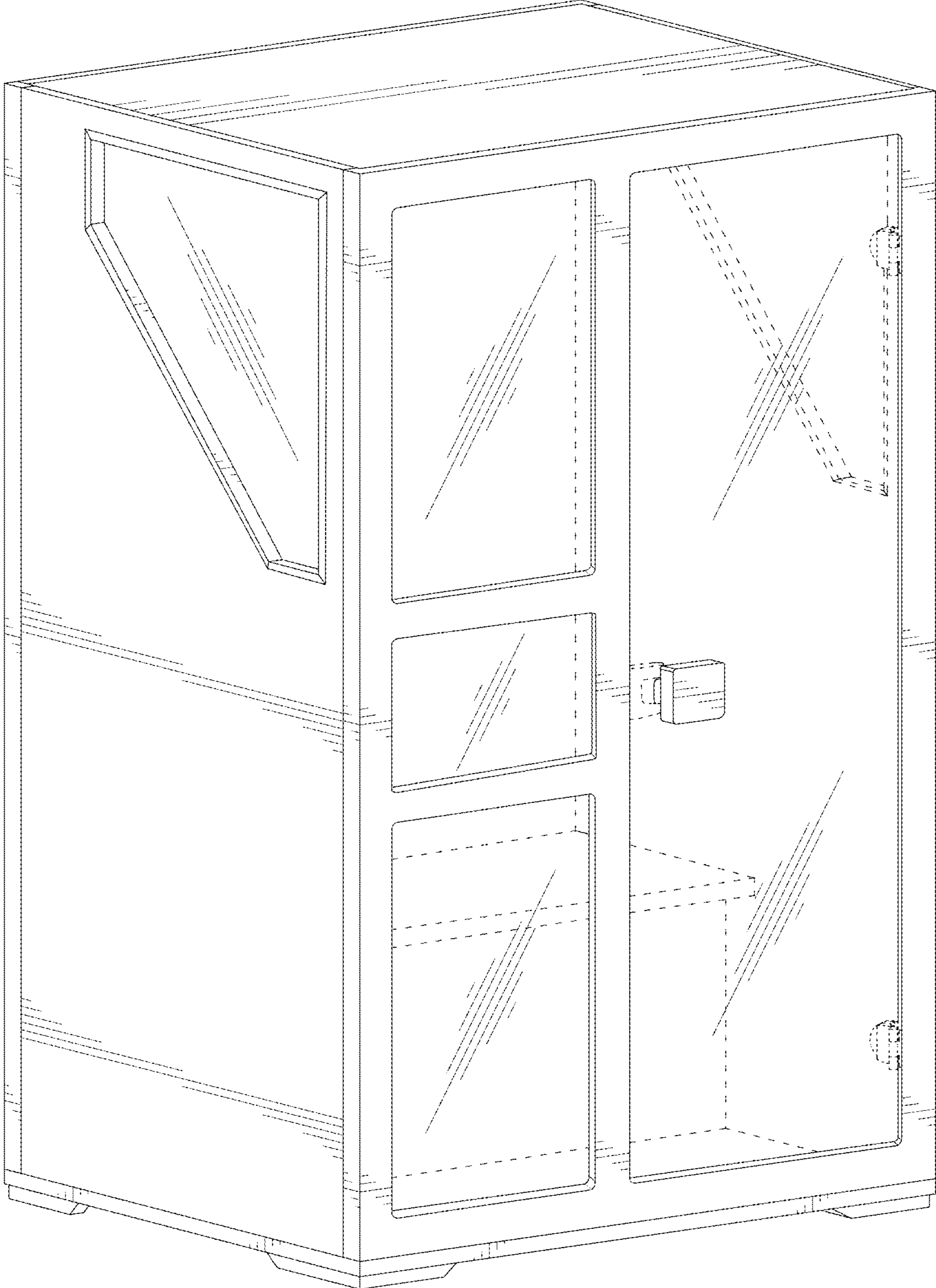


FIG.1

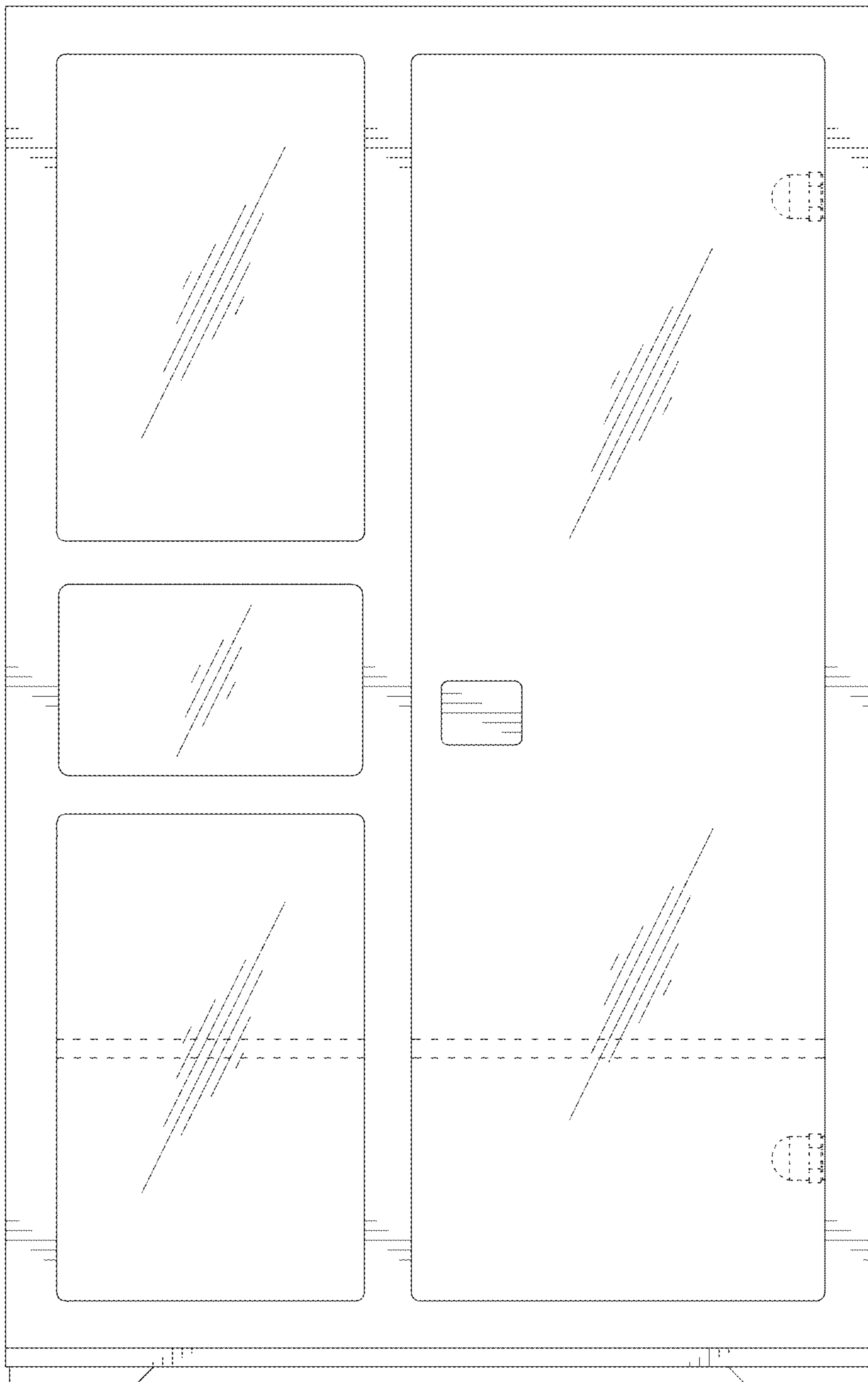


FIG.2




FIG.3

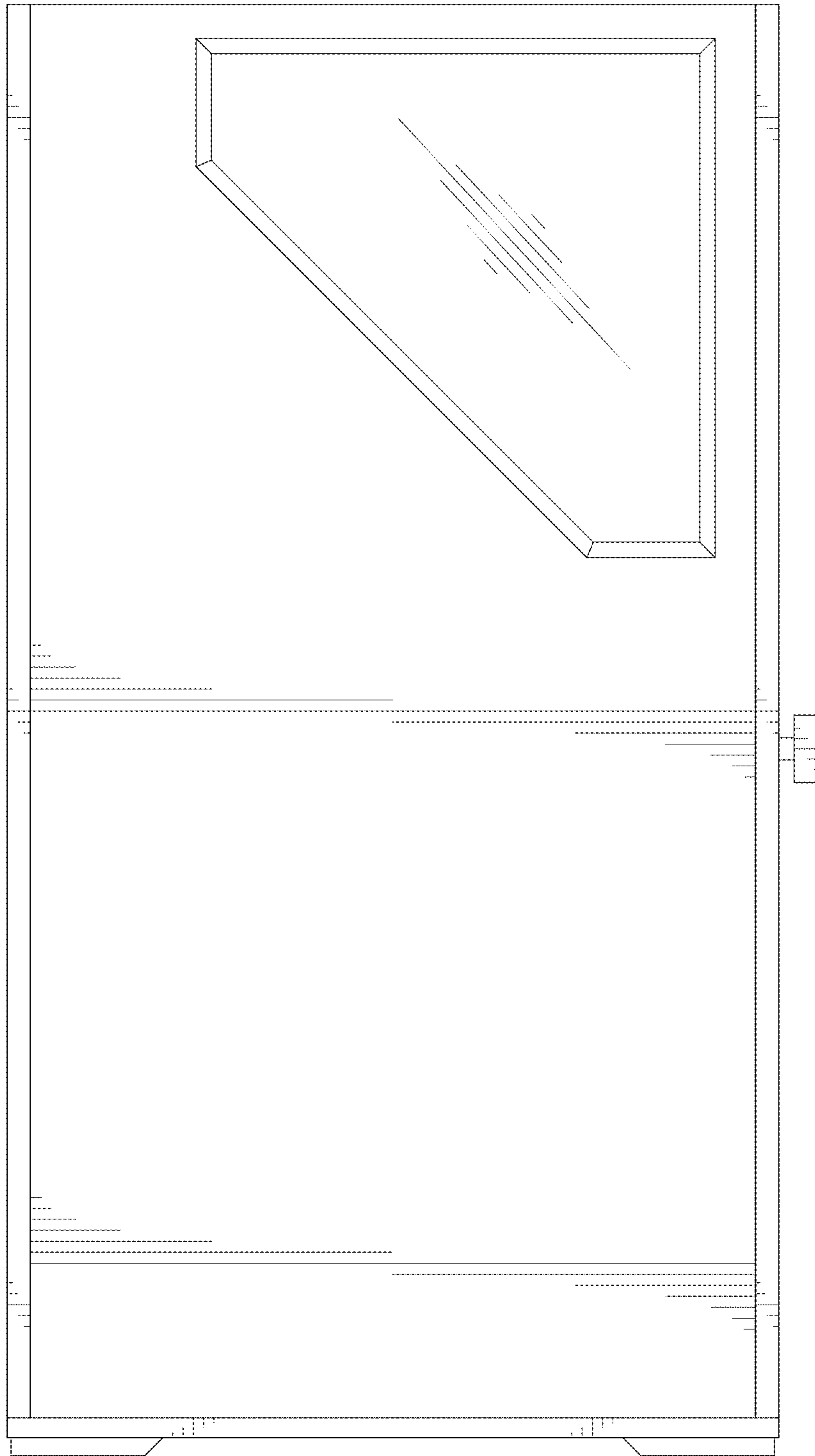


FIG.4

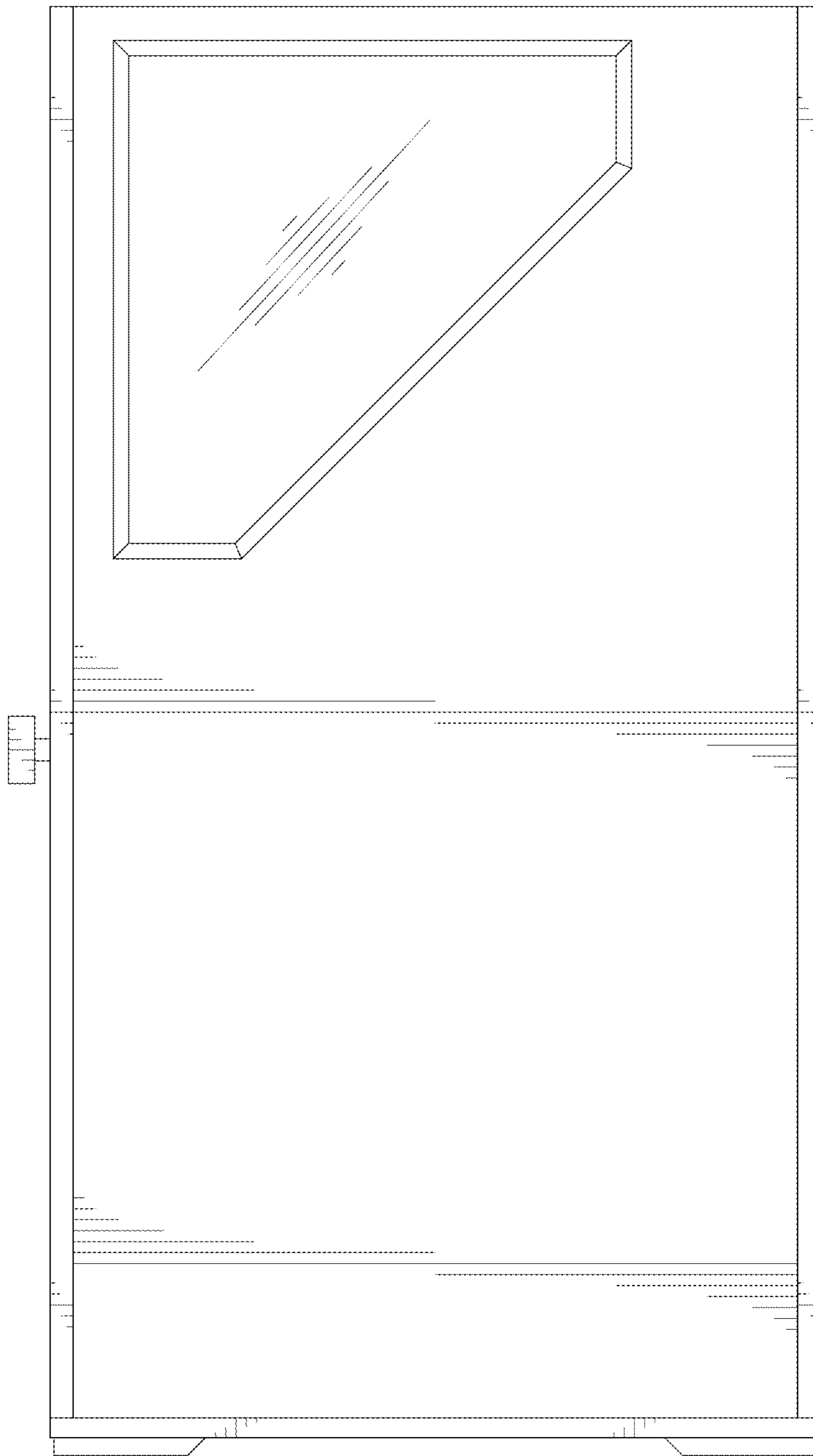


FIG.5



FIG.6