



US00D898906S

(12) **United States Design Patent** (10) **Patent No.:** **US D898,906 S**
Reaux (45) **Date of Patent:** **** Oct. 13, 2020**

(54) **MEDICAL EMESIS BASIN BEING CONVERTIBLE TO A MEDICAL TOOL HOLDER COMBINATION**

(71) Applicant: **Brian K. Reaux**, Red Oak, TX (US)

(72) Inventor: **Brian K. Reaux**, Red Oak, TX (US)

(73) Assignee: **Brian K. Reaux**, Red Oak, TX (US)

(**) Term: **15 Years**

(21) Appl. No.: **29/651,352**

(22) Filed: **May 31, 2018**

(51) **LOC (12) Cl.** **24-02**

(52) **U.S. Cl.**
USPC **D24/123**

(58) **Field of Classification Search**
USPC D24/121-123, 117, 224; D23/276, 295, D23/302, 274, 309, 200; 4/450-460, 4/144.1-144.4, DIG. 5
CPC A61G 9/00; A61G 9/006; A61G 9/003
See application file for complete search history.

(56) **References Cited**

U.S. PATENT DOCUMENTS

D340,768 S *	10/1993	Jabour	D10/46.2
D342,784 S *	12/1993	Passiak	D10/46.2
5,697,921 A *	12/1997	Blair	A61M 3/0287 4/450
D405,526 S *	2/1999	Bonelli	D24/123
D579,557 S *	10/2008	Washington	D24/122
D579,558 S *	10/2008	McBarnett	D24/123
D605,754 S *	12/2009	Nelson	D24/121
D662,217 S *	6/2012	Brown	D24/224
D668,331 S *	10/2012	Ren	D24/123
D669,979 S *	10/2012	Adams	D24/123
D672,051 S *	12/2012	Rannikko	D24/224

D688,370 S *	8/2013	Desai	D24/122
D694,905 S *	12/2013	Brown	D24/224
D710,701 S *	8/2014	Lai	D24/123
D711,195 S *	8/2014	Cornu	D10/46.2
8,800,071 B2 *	8/2014	Sanchez Moreno	...	A61G 9/003 4/452
D737,959 S *	9/2015	Wilson	D24/123
D746,979 S *	1/2016	Dominguez	D24/121
D791,934 S *	7/2017	Lehrman	D24/121
D813,381 S *	3/2018	Pilkington	D24/121
D816,213 S *	4/2018	Adams, III	D24/123

* cited by examiner

Primary Examiner — David G Muller

(57) **CLAIM**

The ornamental design for a medical emesis basin being convertible to a medical tool holder combination, and having a recessed cavity on the bottom surface when in the second position. And the basin having an extended hand held handle and the emesis basin having a left and right side mouth and chin cutouts, as show and described.

DESCRIPTION

FIG. 1 is a perspective view of the medical emesis basin being convertible to a medical tool holder combination, showing my new design.

FIG. 2 is a front view thereof;

FIG. 3 is a rear view thereof; with the extended handle.

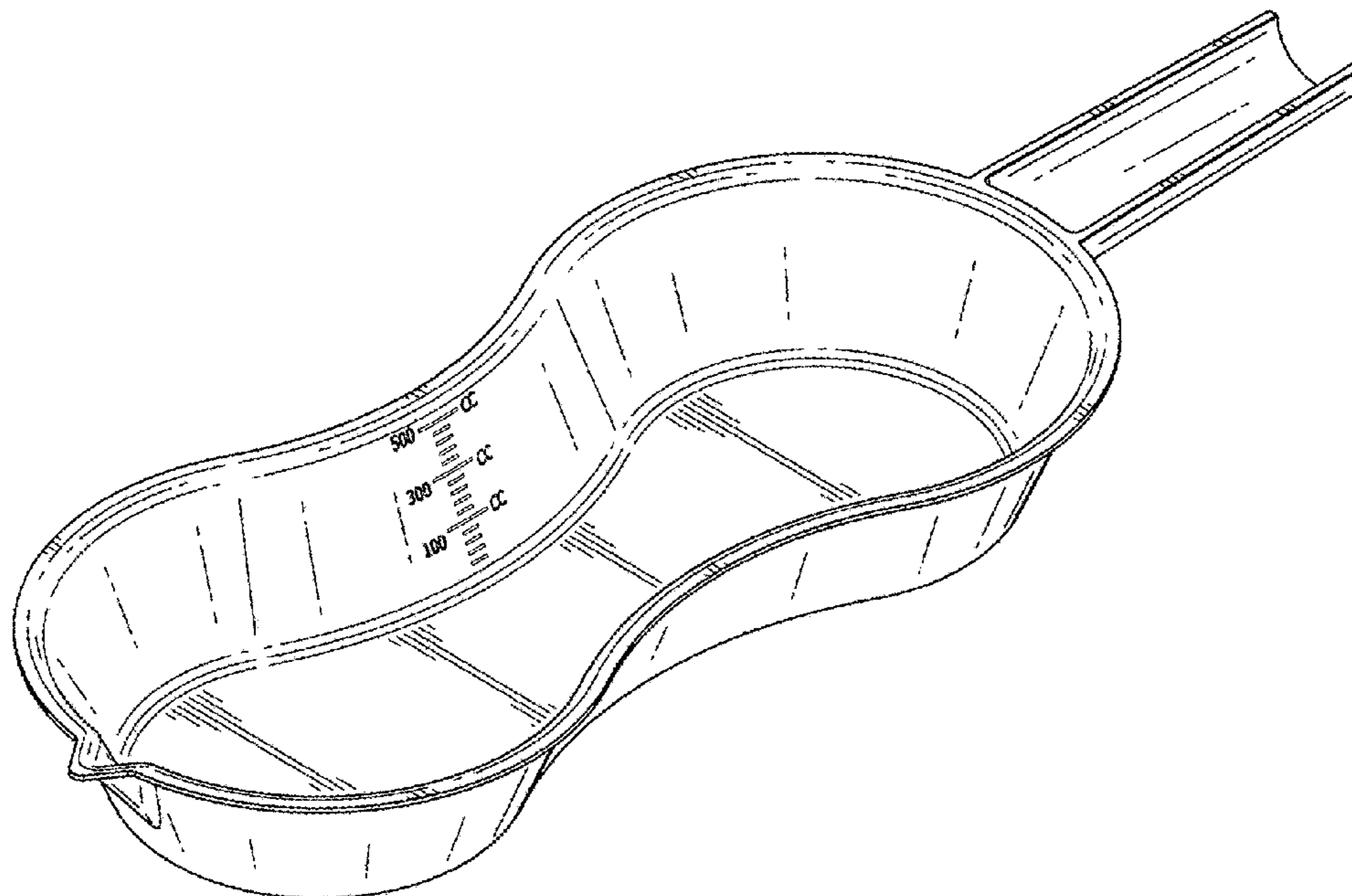
FIG. 4 is a right view thereof;

FIG. 5 is a left view thereof;

FIG. 6. is a top view thereof; with the right and left mouth and chin cutouts.

FIG. 7 is a bottom perspective view thereof; the medical emesis basin being convertible to a medical tool holder combination position having a recessed cavity on the bottom surface for the medical tool holder.

1 Claim, 5 Drawing Sheets



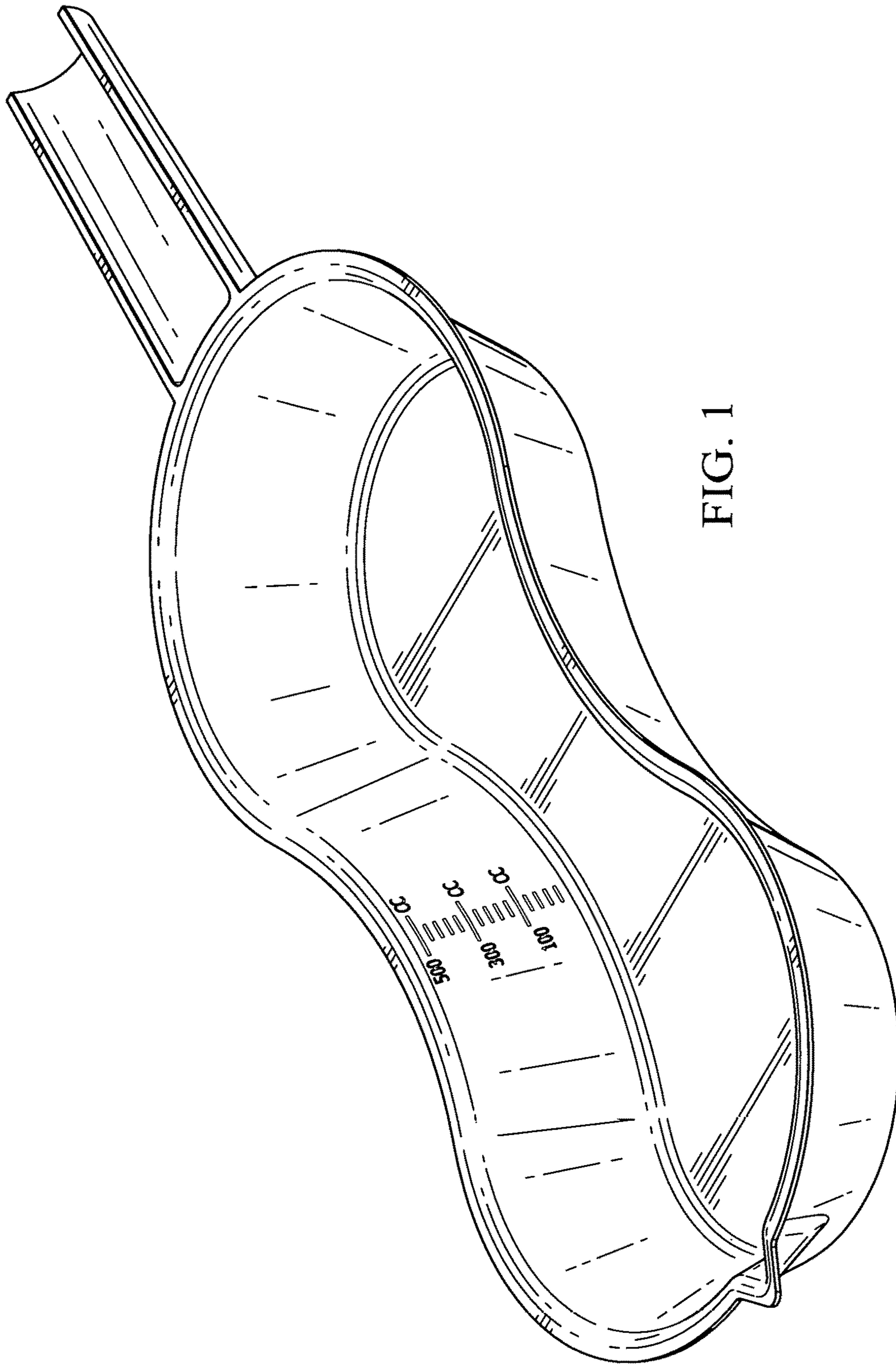


FIG. 1

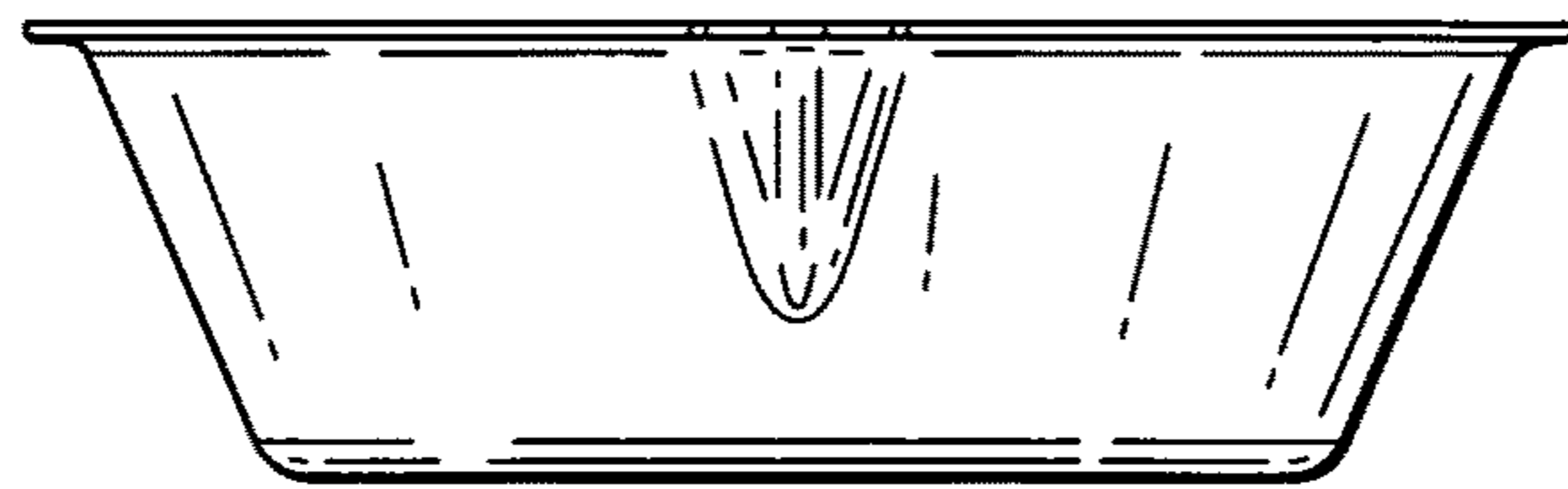


FIG. 2

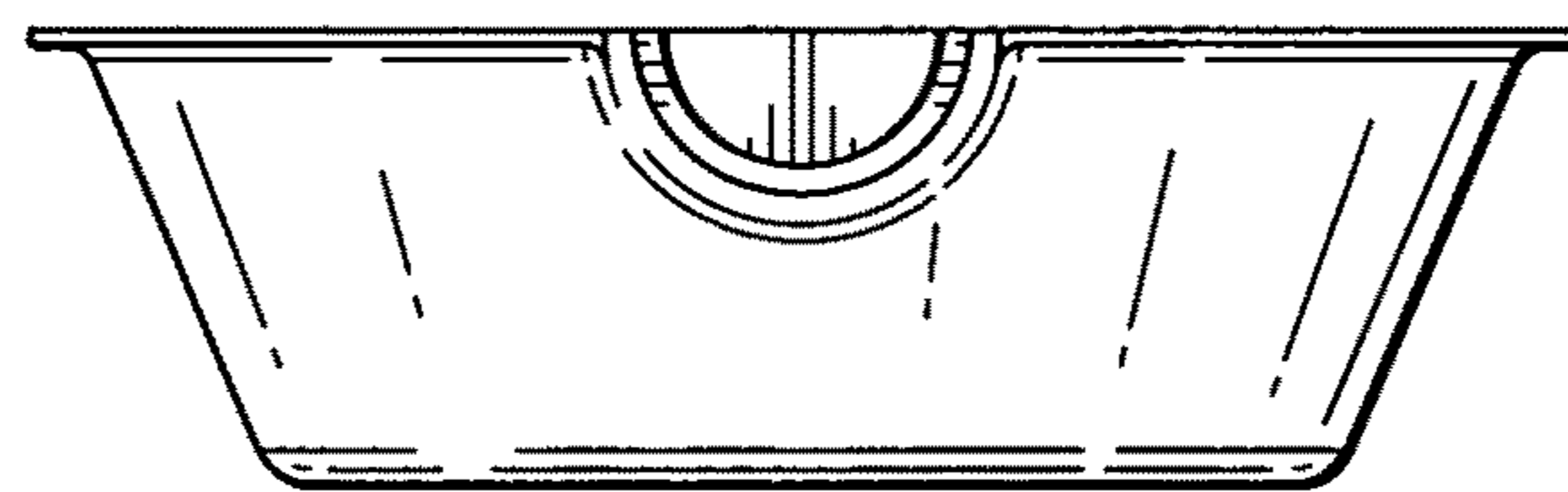


FIG. 3

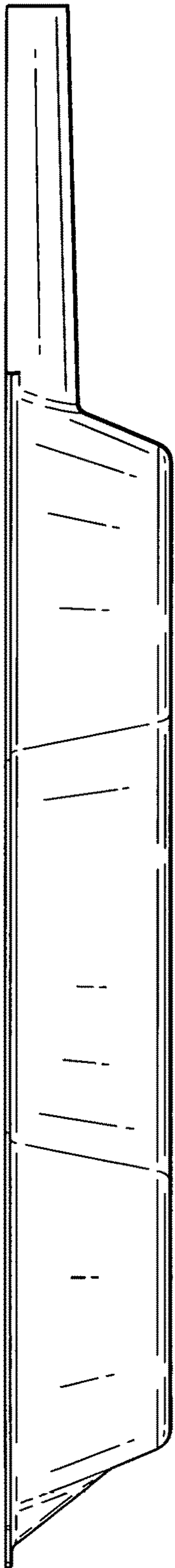


FIG. 4




FIG. 5

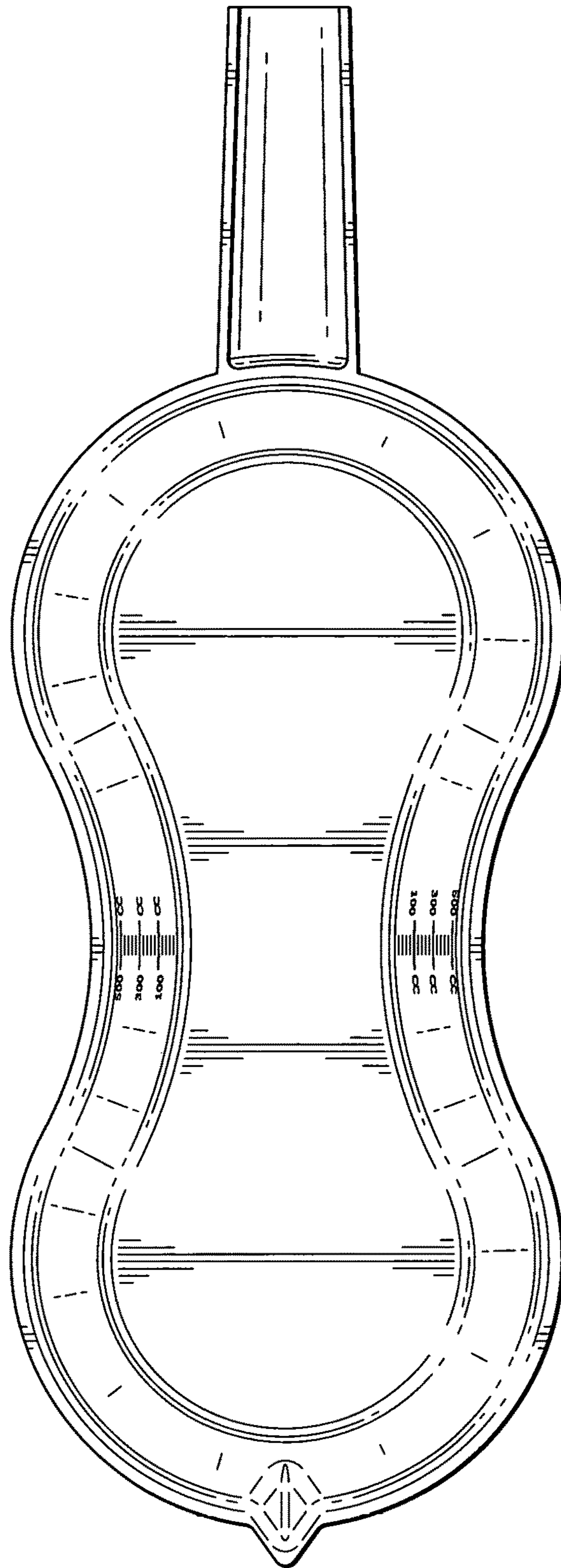


FIG. 6

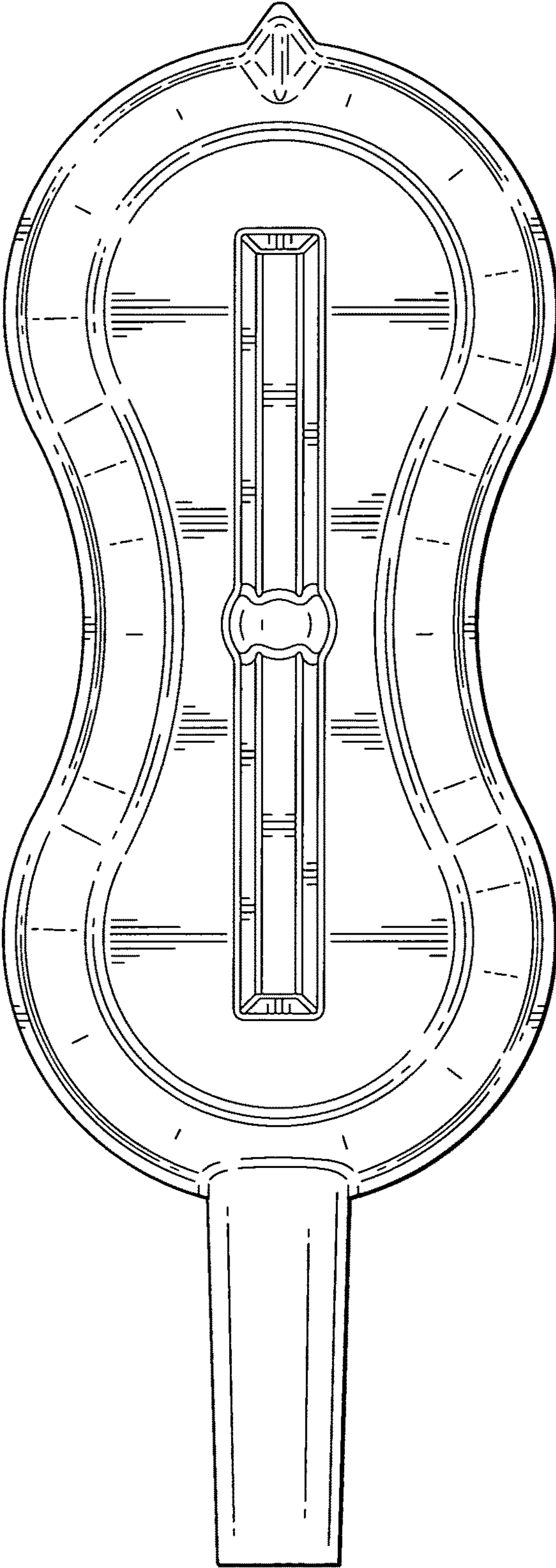


FIG. 7