



US00D898898S

(12) **United States Design Patent**
Walls et al.

(10) **Patent No.:** **US D898,898 S**
(45) **Date of Patent:** **** Oct. 13, 2020**

- (54) **HEADGEAR ASSEMBLY FOR BREATHING INTERFACE**
- (71) Applicant: **Fisher & Paykel Healthcare Limited**, Auckland (NZ)
- (72) Inventors: **Bruce Michael Walls**, Auckland (NZ); **Rex Gordon Faithfull**, Auckland (NZ); **Arvin San Jose Gardiola**, Auckland (NZ); **Wen Dong Huang**, Auckland (NZ)
- (73) Assignee: **FISHER & PAYKEL HEALTHCARE LIMITED**, Auckland (NZ)
- (**) Term: **15 Years**
- (21) Appl. No.: **29/725,249**
- (22) Filed: **Feb. 24, 2020**

Related U.S. Application Data

- (60) Continuation of application No. 29/686,954, filed on Apr. 9, 2019, now Pat. No. Des. 879,287, which is a continuation of application No. 29/649,779, filed on Jun. 1, 2018, now Pat. No. Des. 849,930, which is a division of application No. 29/582,556, filed on Oct. 28, 2016, now Pat. No. Des. 822,194, which is a division of application No. 29/490,331, filed on May 8, 2014, now Pat. No. Des. 771,239.
- (51) **LOC (12) Cl.** **29-02**
- (52) **U.S. Cl.**
USPC **D24/110.1; D24/110.4**
- (58) **Field of Classification Search**
USPC D24/110-110.5, 127; D29/108, 122
CPC A61M 16/0622; A61M 16/0616; A61M 16/0605; A61M 16/0644; A61M 16/0633; A61M 16/06; A61M 16/0683
See application file for complete search history.

(56) **References Cited**
U.S. PATENT DOCUMENTS

D189,112 S	10/1960	Klinger
3,047,876 A	8/1962	Malcolm
3,457,564 A	7/1969	Holloway
5,517,986 A	5/1996	Starr et al.

(Continued)

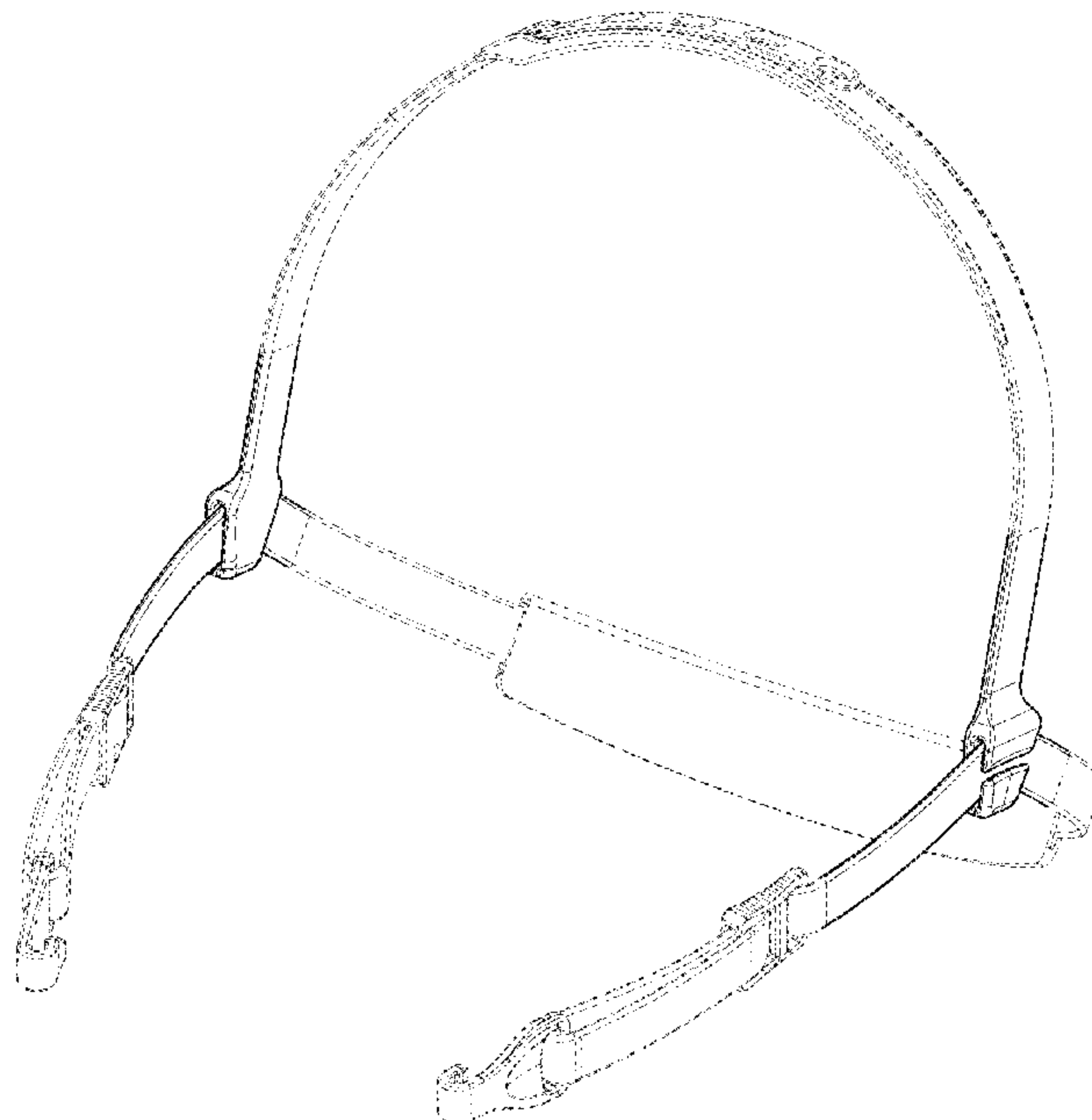
Primary Examiner — Lilyana Bekic
(74) *Attorney, Agent, or Firm* — Knobbe, Martens, Olson & Bear, LLP

(57) **CLAIM**
The ornamental design for a headgear assembly for breathing interface, as shown and described.

DESCRIPTION

FIG. 1 is a rear, right perspective view of a crown strap portion of a headgear assembly for breathing interface, shown separately from the headgear for ease of illustration; FIG. 2 is a right side view thereof; FIG. 3 is a rear view thereof; FIG. 4 is a left side view thereof; FIG. 5 is a top view thereof; FIG. 6 is a front view thereof; and FIG. 7 is a bottom view thereof. FIG. 8 is a front, right perspective view of the headgear assembly for breathing interface; FIG. 9 is a rear, right perspective view thereof; FIG. 10 is a right side view thereof; FIG. 11 is a rear view thereof; FIG. 12 is a left side view thereof; FIG. 13 is a top view thereof; FIG. 14 is a front view thereof; and, FIG. 15 is a bottom view thereof. Broken lines are used to illustrate portions of the headgear assembly for breathing interface that form no part of the claimed design.

1 Claim, 15 Drawing Sheets



(56)

References Cited

U.S. PATENT DOCUMENTS

D383,204 S	9/1997	Lomas		2006/0196511 A1	9/2006	Lau et al.	
6,119,694 A	9/2000	Correa et al.		2006/0237017 A1	10/2006	Davidson et al.	
D487,312 S	3/2004	Bailey		2007/0245466 A1	10/2007	Lilenthal et al.	
D542,912 S *	5/2007	Gunaratnam	D24/110.5	2009/0044808 A1	2/2009	Guney et al.	
D653,748 S *	2/2012	Henry	D24/110.1	2009/0183739 A1	7/2009	Wondka	
D668,328 S *	10/2012	Hill	D24/110.1	2010/0258136 A1	10/2010	Doherty	
D685,463 S	7/2013	Veliss et al.		2011/0000492 A1	1/2011	Veliss	
D692,554 S *	10/2013	Siew	D24/110.1	2011/0232649 A1	9/2011	Collazo et al.	
D693,459 S	11/2013	Prentice et al.		2011/0259335 A1	10/2011	Sullivan	
D696,767 S	12/2013	Scheiner et al.		2011/0308520 A1	12/2011	McAuley et al.	
D704,329 S *	5/2014	Collazo	D24/110.1	2012/0067349 A1	3/2012	Barlow et al.	
D706,413 S	6/2014	Veliss et al.		2012/0090622 A1	4/2012	Chang	
D709,181 S *	7/2014	Henry	D24/110.1	2012/0090622 A1	4/2012	Chang	
8,839,785 B2	9/2014	Castiglione et al.		2013/0042871 A1	2/2013	Chang	
8,875,318 B2	11/2014	Huh		2013/0186403 A1	7/2013	Chang	
D749,205 S *	2/2016	Chen	D24/110	2013/0199537 A1	8/2013	Formica et al.	
D757,252 S	5/2016	Von Moger et al.		2013/0220327 A1	8/2013	Barlow et al.	
D762,844 S	8/2016	Siew et al.		2014/0000614 A1	1/2014	Chang	
D770,036 S	10/2016	Walls et al.		2014/0283843 A1	9/2014	Eves	
D771,239 S	11/2016	Walls et al.		2015/0151071 A1	6/2015	Von Moger et al.	
9,517,320 B2	12/2016	Barlow et al.		2015/0335848 A1	11/2015	Eury et al.	
9,629,974 B2	4/2017	Gibson et al.		2016/0015921 A1	1/2016	Harrison et al.	
D787,662 S	5/2017	Guney et al.		2016/0074611 A1	3/2016	Higgins et al.	
D797,921 S	9/2017	Huang et al.		2016/0074614 A1	3/2016	Huddart et al.	
D815,728 S	4/2018	Walls et al.		2016/0271354 A1	9/2016	Grashow et al.	
D822,194 S	7/2018	Walls et al.		2016/0287830 A1	10/2016	Walls et al.	
10,039,894 B2	8/2018	Walls et al.		2016/0317772 A1	11/2016	Ging et al.	
D849,930 S	5/2019	Walls et al.		2017/0021121 A1	1/2017	Guney et al.	
D867,577 S *	11/2019	Walls	D24/110.1	2017/0080173 A1	3/2017	Barlow et al.	
D875,242 S *	2/2020	Gordon	D24/110.4	2018/0318541 A1	11/2018	Walls et al.	
D879,287 S *	3/2020	Walls	D24/110.1	2019/0030272 A1	1/2019	Graham et al.	
10,668,242 B2 *	6/2020	Bearne	A61M 16/0616	2019/0151592 A1	5/2019	Bornholdt et al.	
				2019/0217040 A1	7/2019	Amarasinghe	
				2020/0114109 A1 *	4/2020	Klenner	A61M 16/1095
				2020/0179636 A1 *	6/2020	Gunaratnam	A61M 16/0622

* cited by examiner

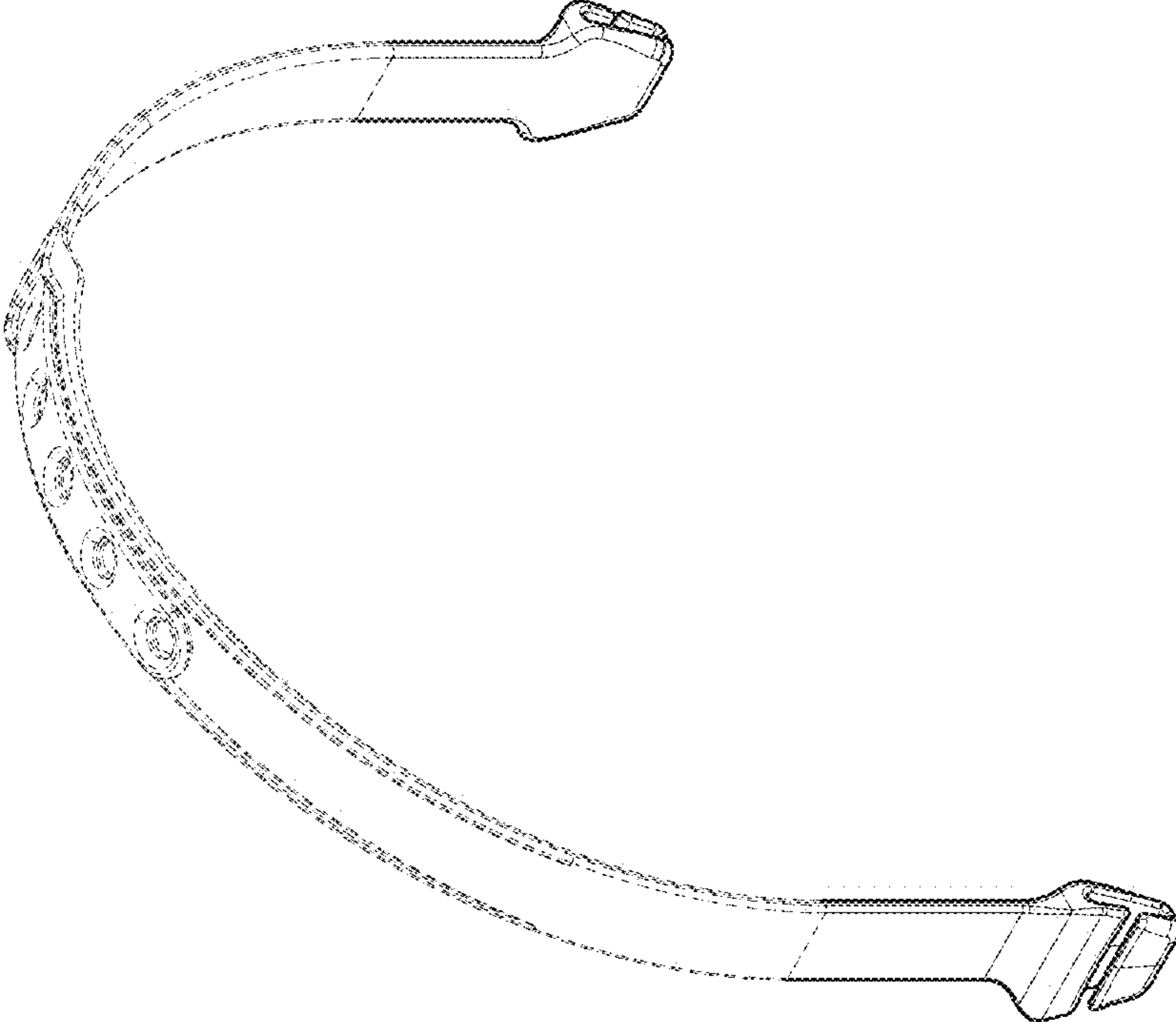


FIG. 1

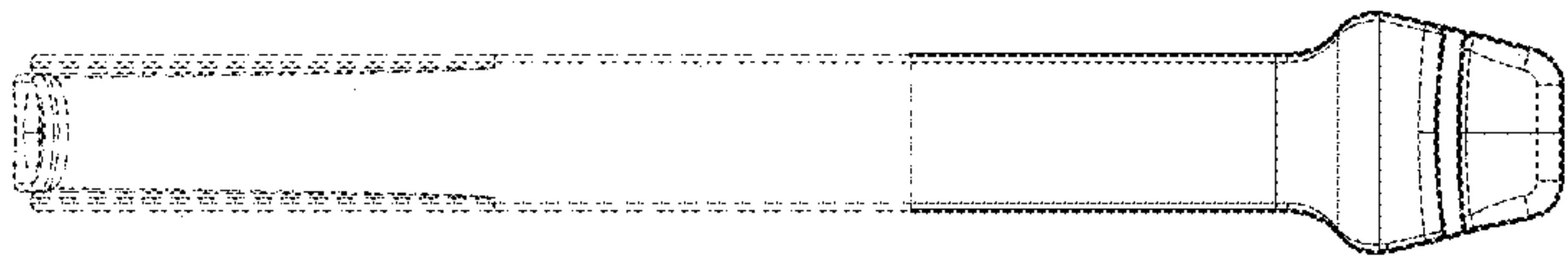


FIG. 2




FIG. 3




FIG. 4

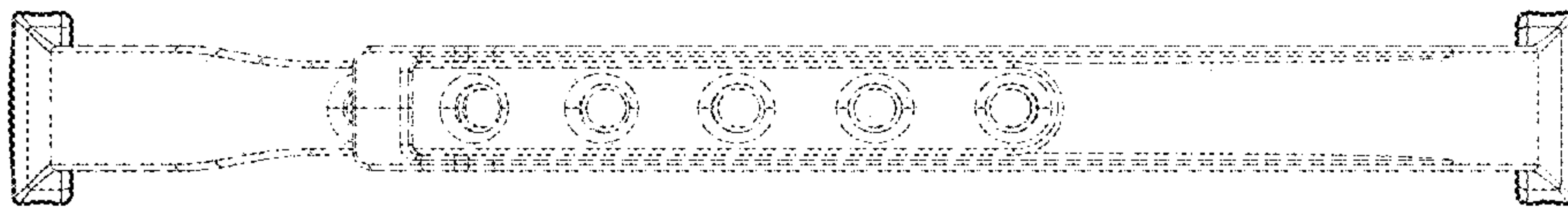


FIG. 5




FIG. 6




FIG. 7

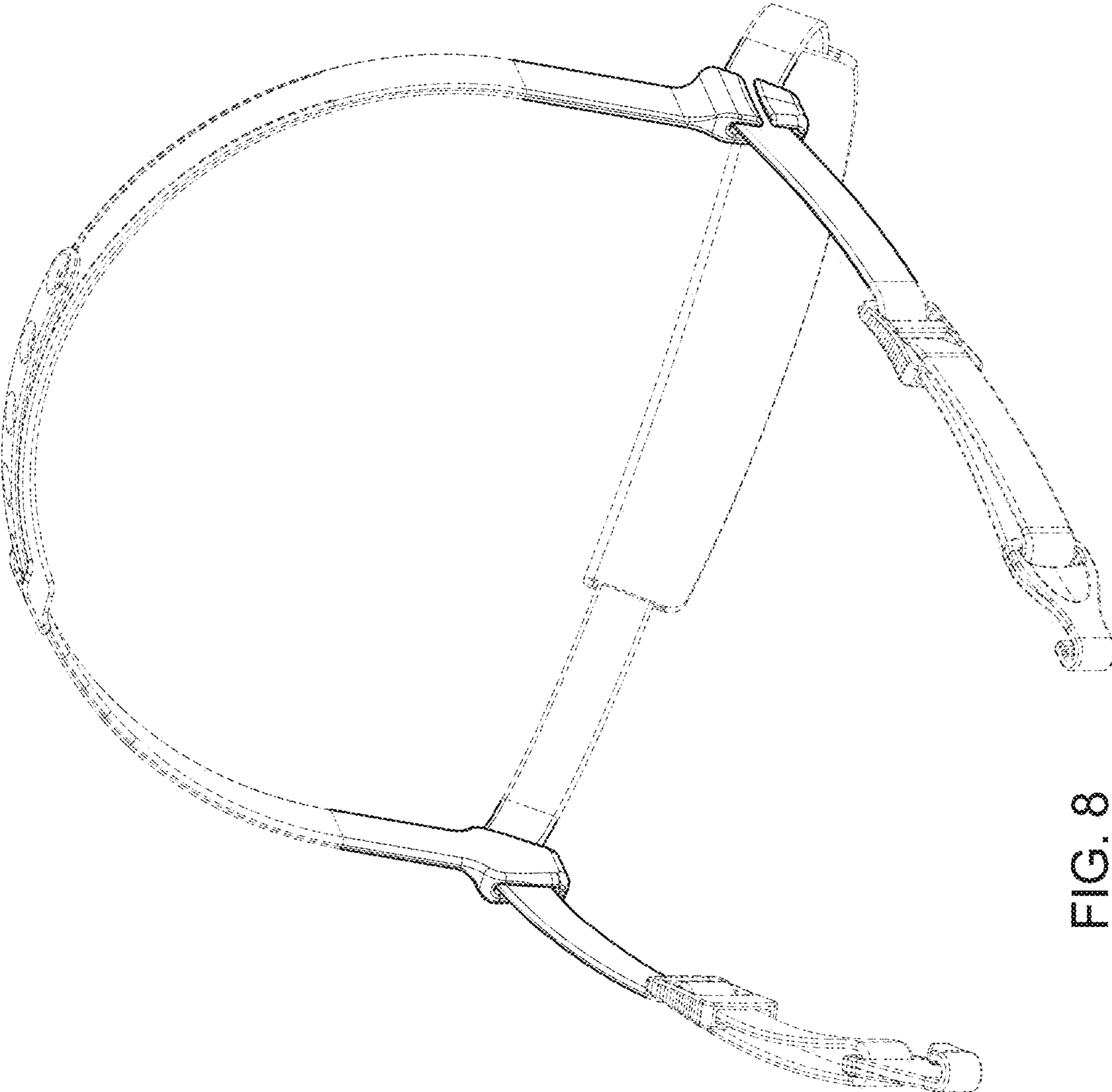


FIG. 8

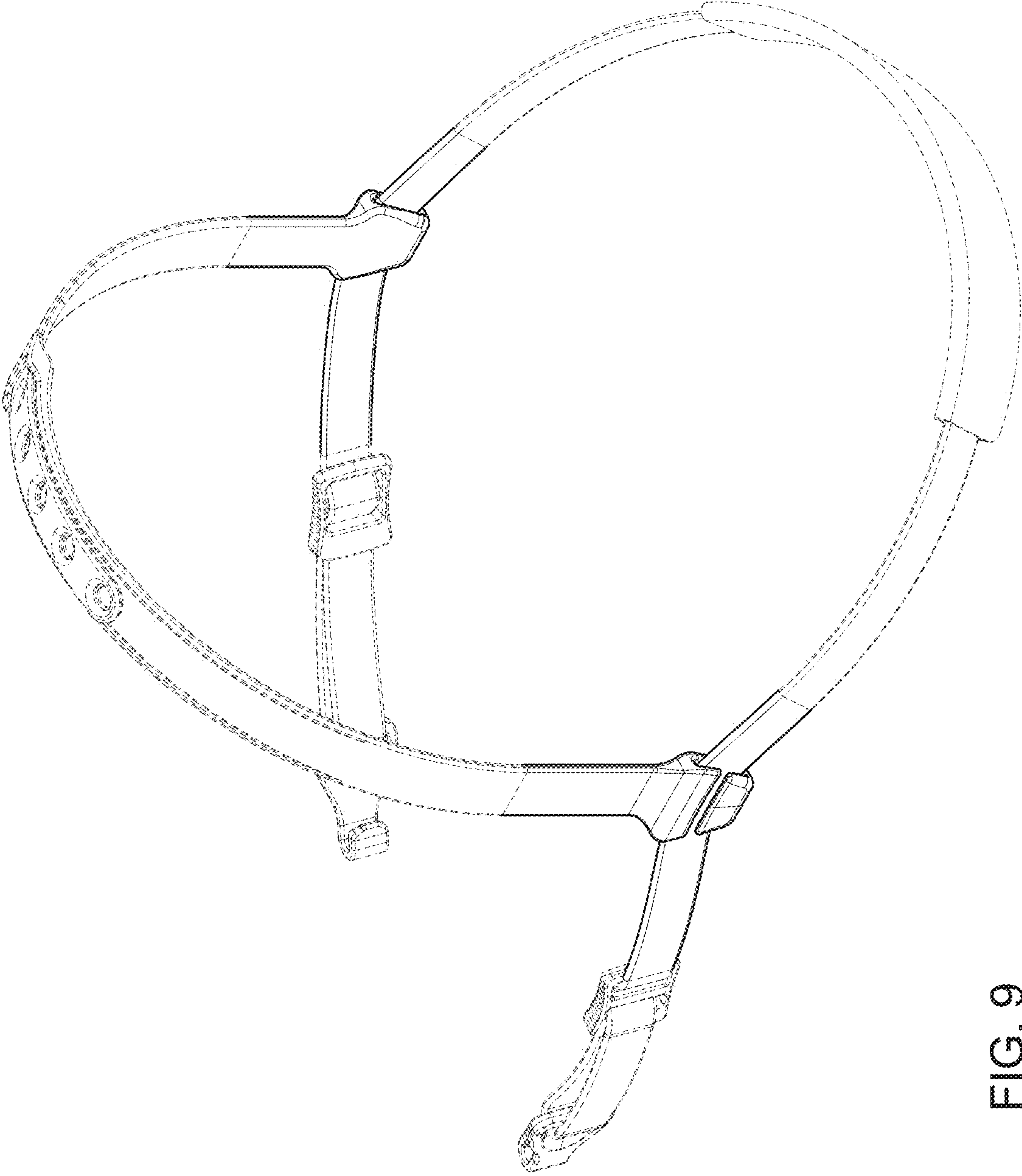


FIG. 9

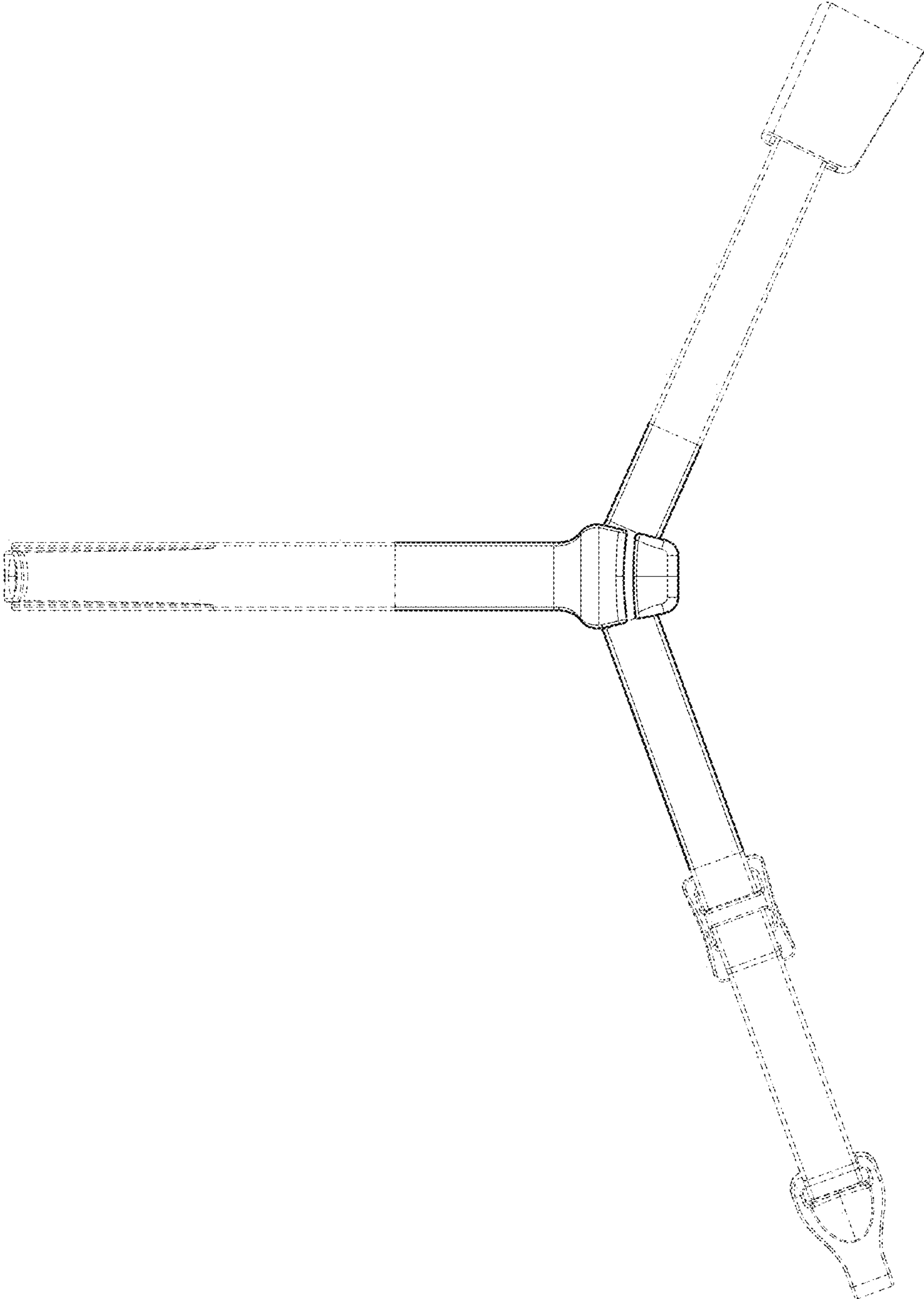


FIG. 10

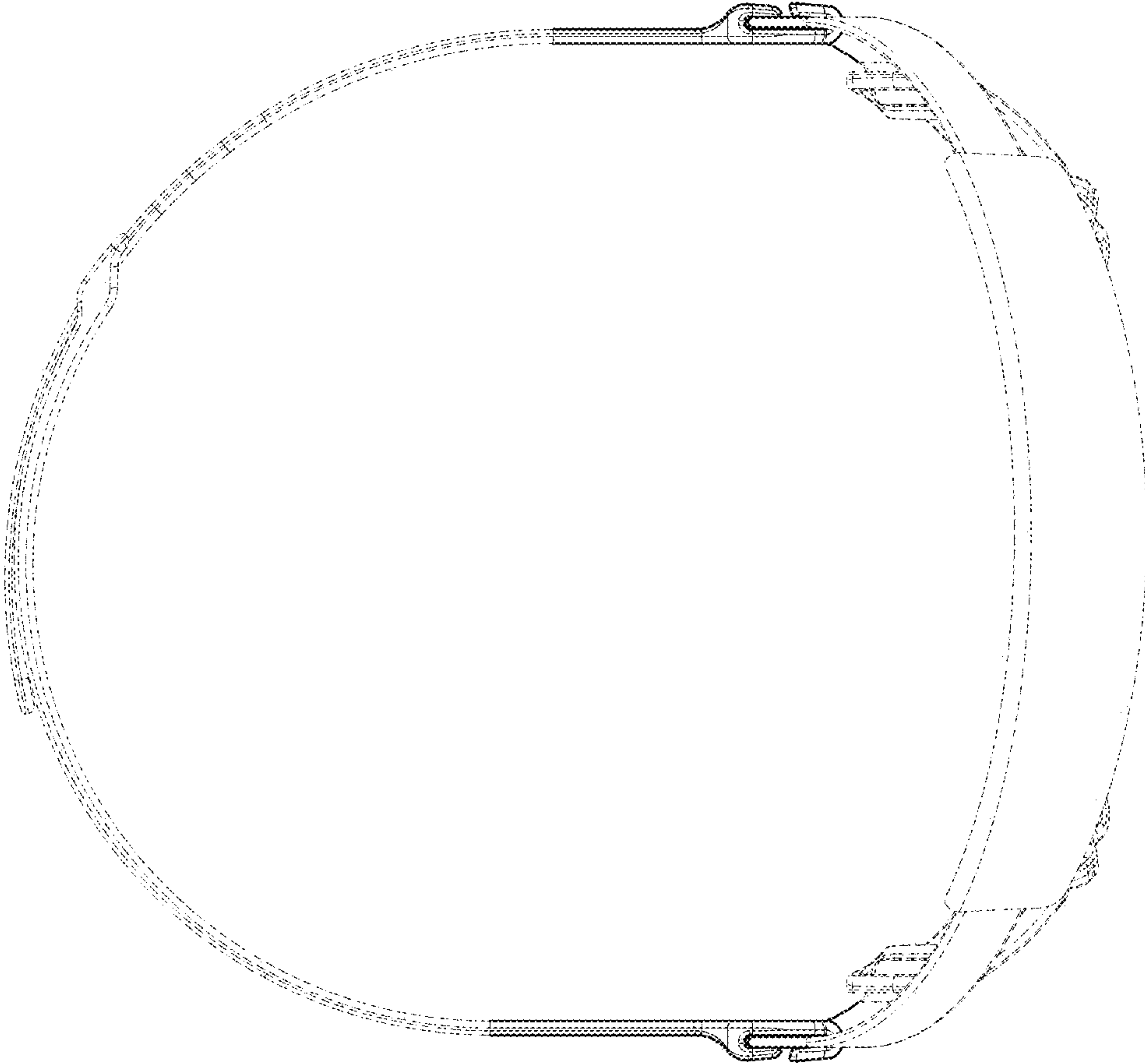


FIG. 11

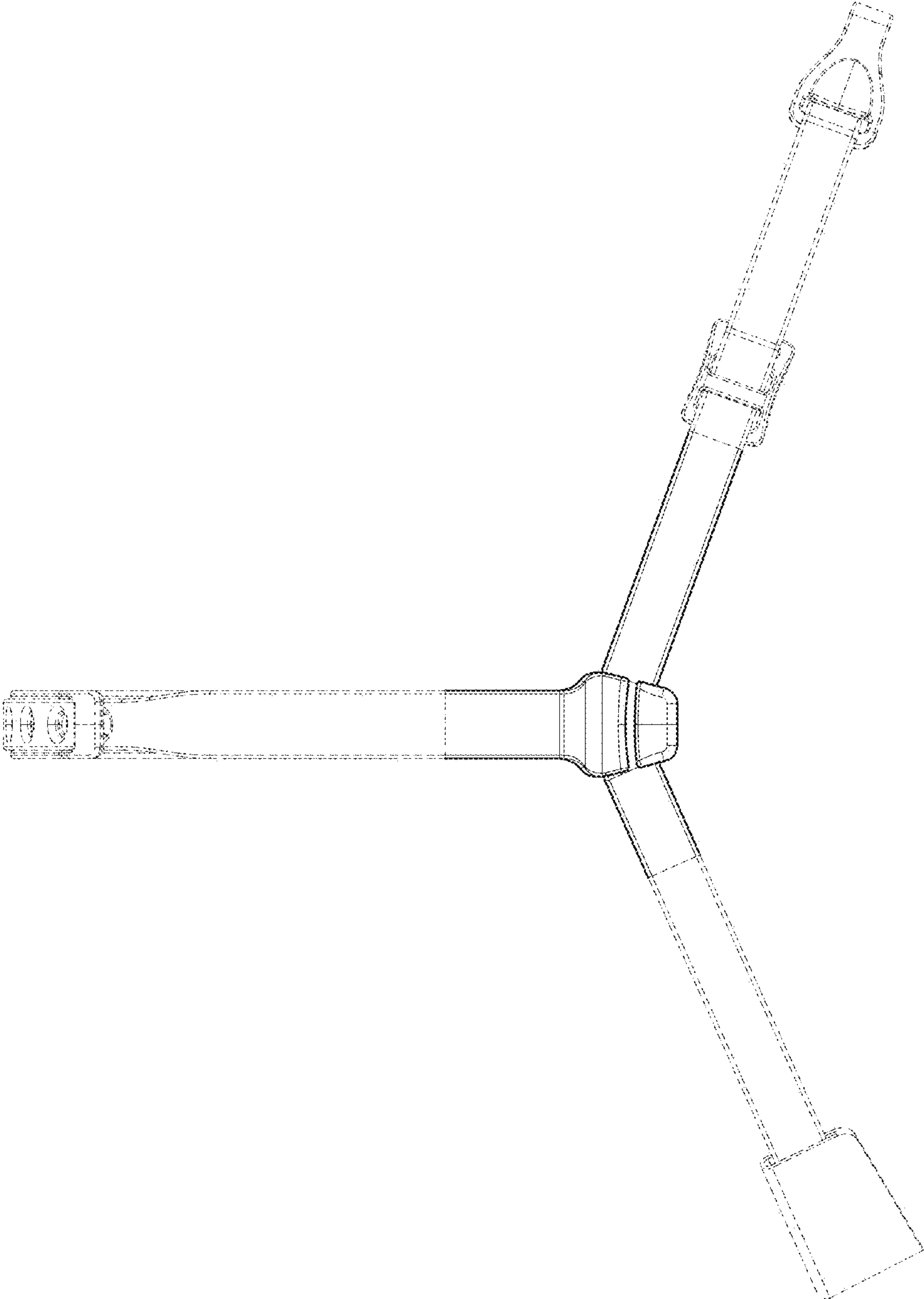


FIG. 12




FIG. 13

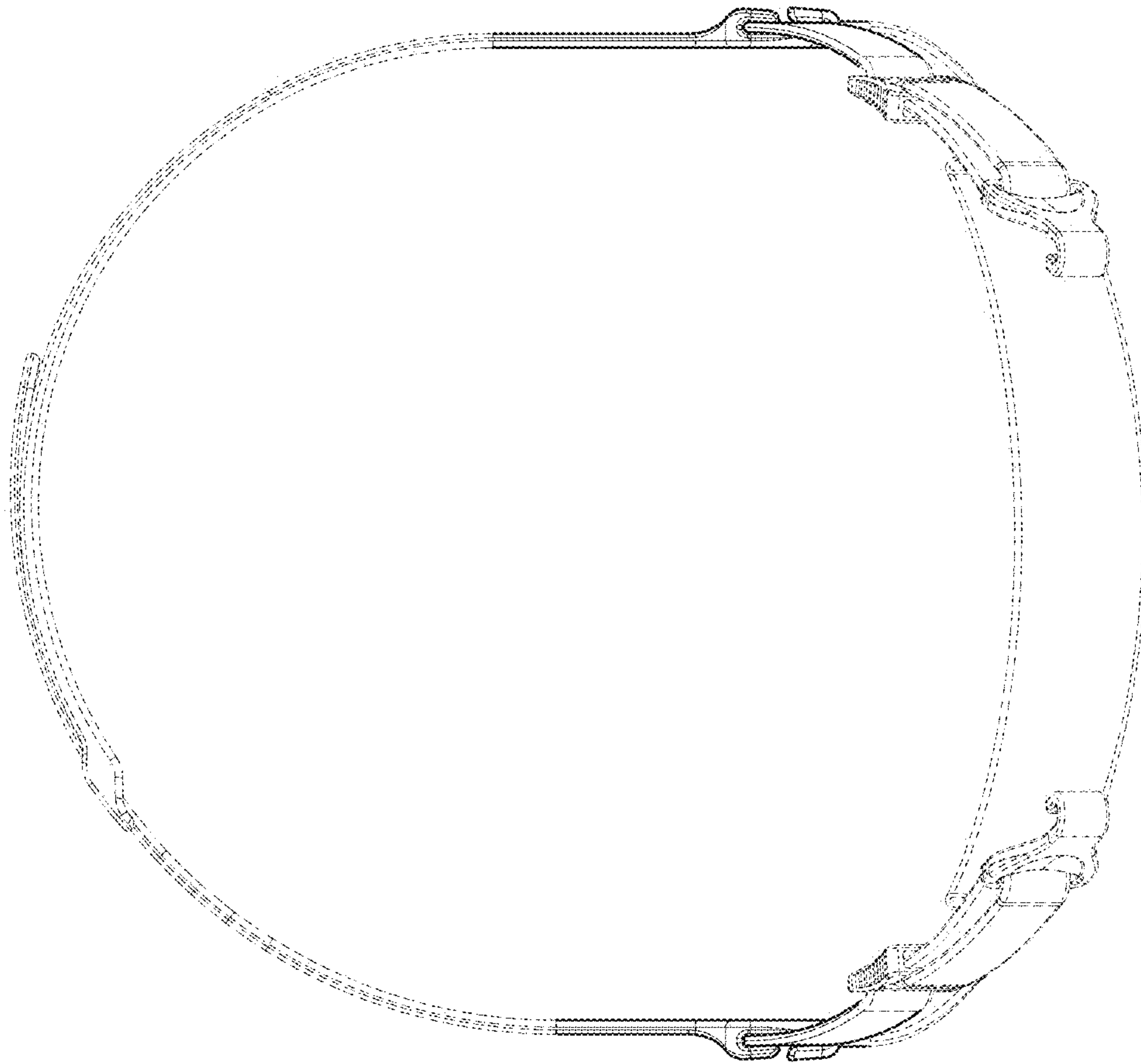


FIG. 14

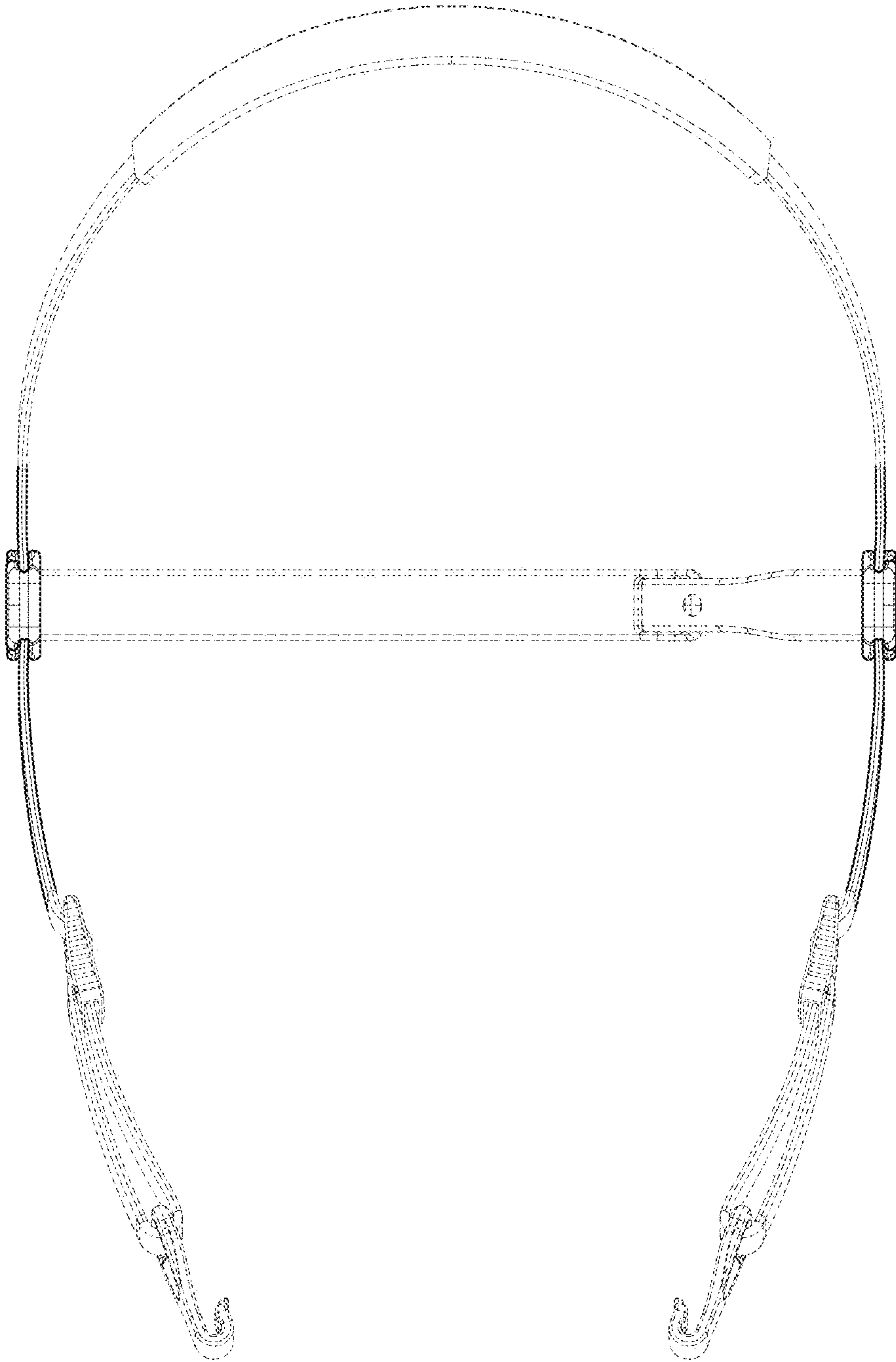


FIG. 15