



US00D898884S

(12) **United States Design Patent** (10) **Patent No.:** **US D898,884 S**
Price et al. (45) **Date of Patent:** **** Oct. 13, 2020**

(54) **FRAME FOR HVAC UNIT**

OTHER PUBLICATIONS

(71) Applicant: **BARD MANUFACTURING COMPANY, INC.**, Bryan, OH (US)

Cisco-Eagle "Utility Box Security Cage" <http://www.cisco-eagle.com/catalog/c-4314-utility-box-security-cage.aspx> printed Jun. 6, 2017, 2 pages.

(72) Inventors: **Randall Price**, Bryan, OH (US); **Sean David Skiver**, Defiance, OH (US); **Dean F. Anderson**, Bryan, OH (US)

(Continued)

(73) Assignee: **BARD MANUFACTURING COMPANY, INC.**, Bryan, OH (US)

Primary Examiner — Ania Aman

(74) *Attorney, Agent, or Firm* — McDonnell Boehnen Hulbert & Berghoff LLP

(**) Term: **15 Years**

(57) **CLAIM**

(21) Appl. No.: **29/693,531**

The ornamental design for a frame for HVAC unit, as shown and described.

(22) Filed: **Jun. 3, 2019**

(51) **LOC (12) Cl.** **23-03**

(52) **U.S. Cl.**

USPC **D23/329**

(58) **Field of Classification Search**

USPC D23/314, 317, 318, 320, 322, 325, 329, D23/342; D15/89, 91; D13/184

CPC G08B 13/08; F24F 1/62; F24F 1/56; F24F 1/58

See application file for complete search history.

DESCRIPTION

(56) **References Cited**

U.S. PATENT DOCUMENTS

3,240,862 A * 3/1966 Merkl H05K 9/0015

174/371

3,357,419 A * 12/1967 Duchinsky F24H 9/02

126/114

5,200,735 A 4/1993 Hines

5,455,625 A 10/1995 Englander

5,610,583 A 3/1997 Drebika et al.

(Continued)

FIG. 1 is a first embodiment of a frame for HVAC unit in a perspective view;

FIG. 2 is a front view thereof;

FIG. 3 is a rear view thereof;

FIG. 4 is a left side view thereof;

FIG. 5 is a right side view thereof;

FIG. 6 is a top view thereof;

FIG. 7 is a bottom view thereof;

FIG. 8 shows the frame for HVAC unit positioned on a wall mount HVAC unit;

FIG. 9 is a second embodiment of a frame for HVAC unit in a perspective view;

FIG. 10 is a front view thereof;

FIG. 11 is a rear view thereof;

FIG. 12 is a left side view thereof;

FIG. 13 is a right side view thereof;

FIG. 14 is a top view thereof; and,

FIG. 15 is a bottom view thereof.

In the drawings, the broken lines in FIG. 8 depict environmental subject matter and the other broken lines depict unclaimed portions of the design only and form no part of the claimed design.

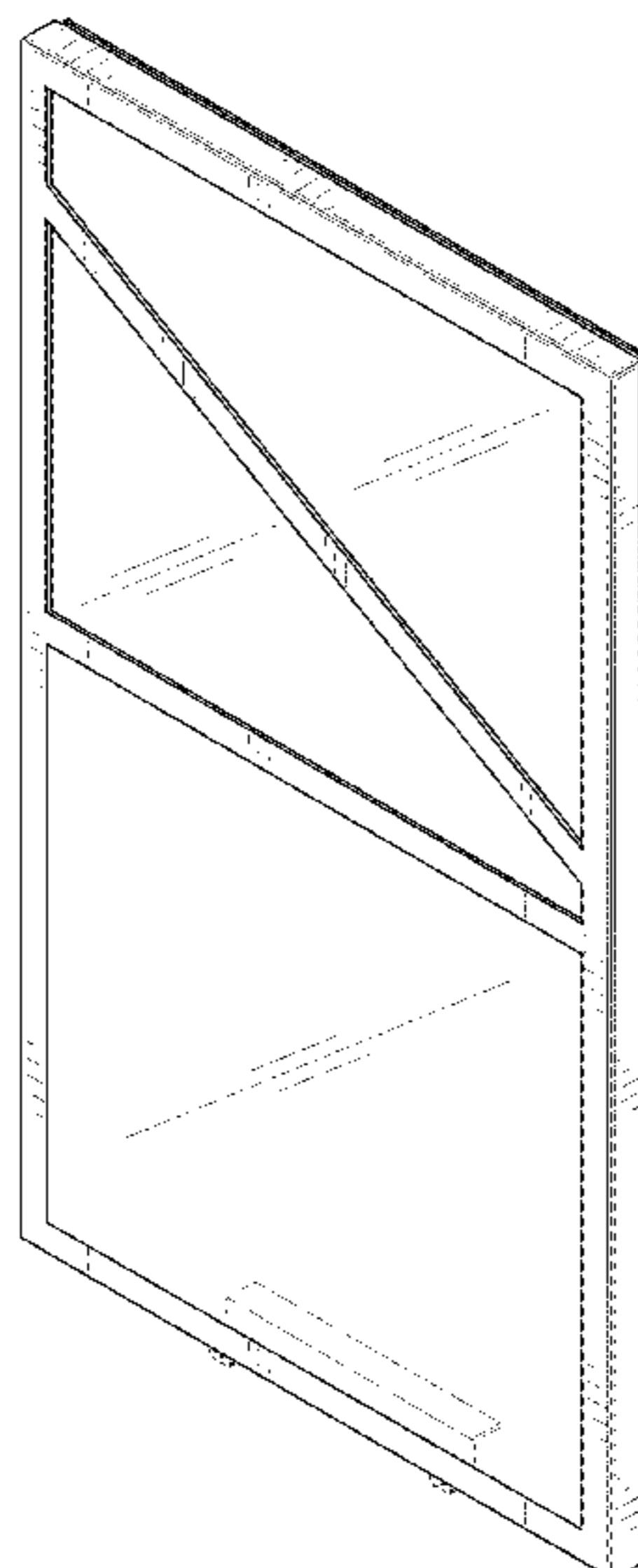
FOREIGN PATENT DOCUMENTS

CN 201364628 12/2009

CN 202257811 5/2012

(Continued)

1 Claim, 11 Drawing Sheets



(56)

References Cited

U.S. PATENT DOCUMENTS

D379,004 S * 4/1997 Keijser D13/184
 5,801,632 A 9/1998 Opal
 D402,639 S * 12/1998 Baxter D13/184
 5,997,117 A * 12/1999 Krietzman H02B 1/301
 312/265.4
 D427,454 S * 7/2000 Munch D13/184
 6,400,267 B1 6/2002 Gordon-Levitt et al.
 D543,161 S * 5/2007 Stepputat D13/184
 D578,538 S * 10/2008 Frank D14/441
 D589,722 S * 4/2009 Greiner D6/661
 D591,077 S * 4/2009 Greiner D6/646
 D623,433 S * 9/2010 Richardson D6/663
 7,812,734 B2 10/2010 Hardin
 7,834,772 B2 11/2010 Frederick
 D630,173 S * 1/2011 Donowho D13/184
 8,001,797 B2 8/2011 Tidrick
 8,130,100 B2 3/2012 Barger
 D675,556 S * 2/2013 Isakov D12/402
 D684,128 S * 6/2013 Krietzman D13/184
 8,510,998 B1 8/2013 Martinez
 D689,011 S * 9/2013 Isakov B62H 3/12
 D12/402
 8,540,557 B1 * 9/2013 Derks F24F 13/24
 454/184
 8,596,099 B1 12/2013 Eldred
 8,816,852 B2 8/2014 Dunson
 8,902,065 B2 12/2014 Willis et al.
 9,135,799 B2 9/2015 Fraley
 D743,130 S * 11/2015 Choi D32/25
 D743,358 S * 11/2015 Cagliani D13/184
 D799,245 S * 10/2017 Bezborordko D6/663
 D803,602 S * 11/2017 Hightower D6/663
 D812,025 S * 3/2018 Cagliani D13/184
 D860,854 S * 9/2019 Mehmetalioglu D11/145
 2003/0020379 A1 * 1/2003 Larsen E05D 15/502
 312/218
 2003/0201892 A1 10/2003 Chance et al.
 2004/0237559 A1 * 12/2004 Kim F24F 1/52
 62/259.1
 2005/0200482 A1 9/2005 Kurple et al.
 2007/0064391 A1 * 3/2007 Lewis, II H05K 7/20
 361/695
 2008/0308253 A1 12/2008 Knape, Jr.

2009/0244884 A1 * 10/2009 Trulaske, Sr. A47F 3/043
 362/94
 2009/0277205 A1 * 11/2009 Matsuda F24F 1/40
 62/259.1
 2009/0322106 A1 * 12/2009 Wood E05C 7/00
 292/288
 2010/0061059 A1 * 3/2010 Krietzman H05K 7/20754
 361/690
 2011/0005257 A1 * 1/2011 Crow F25B 30/06
 62/260
 2012/0126971 A1 5/2012 Robinson
 2013/0194095 A1 8/2013 Willis et al.
 2014/0027392 A1 * 1/2014 Crippen H05K 7/1488
 211/26
 2014/0137401 A1 5/2014 Lannert
 2015/0204600 A1 7/2015 Fay et al.
 2016/0195343 A1 * 7/2016 Jeung F24F 1/50
 165/162
 2017/0122619 A1 * 5/2017 Hansen F24F 1/005
 2017/0150636 A1 * 5/2017 Segroves H05K 7/20836
 2017/0164773 A1 * 6/2017 Wirtz A47G 29/30
 2017/0172015 A1 * 6/2017 Yu H05K 7/20909
 2018/0261056 A1 9/2018 Austermler et al.
 2019/0137119 A1 * 5/2019 Koike F24F 1/36
 2020/0124297 A1 * 4/2020 Qiu F24F 1/50
 2020/0158355 A1 * 5/2020 Chu F24F 1/16

FOREIGN PATENT DOCUMENTS

KR 20020063746 8/2002
 WO WO2002035488 5/2002

OTHER PUBLICATIONS

Roulo, Candace "Copper crooks target houses, commercial jobsites and county parks too," < <http://contractormag.com/commercial-plumbing/copper-crooks-target-houses-commercial-j...> > Aug. 14, 2013, printed Jun. 6, 2017, 10 pages.
 Vulcan Metal Stampings, "Modular Wall Mount HVAC Protective Cages" <http://vulcanmetalstampings.com/modular-wall-mount-hvac-protective-cage.php>, 5 pages, printed Jun. 6, 2017.
 Jack, Steven "Why would someone steal an air conditioner? Here's why and how to protect you're A/C unit." Protect Your A/C From Theft: Angie's List issued Sep. 15, 2015, 4 pages.

* cited by examiner




FIG. 1

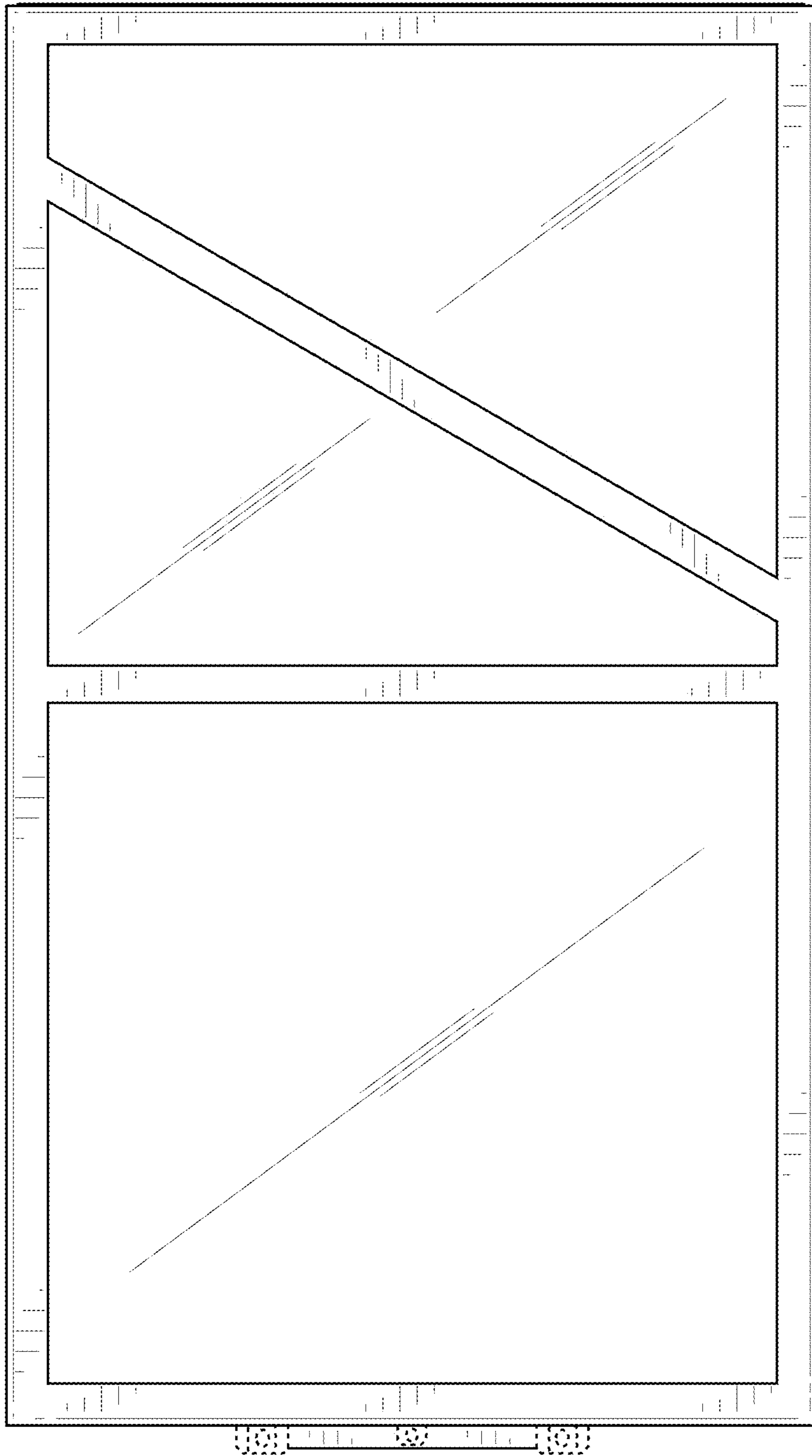


FIG. 2

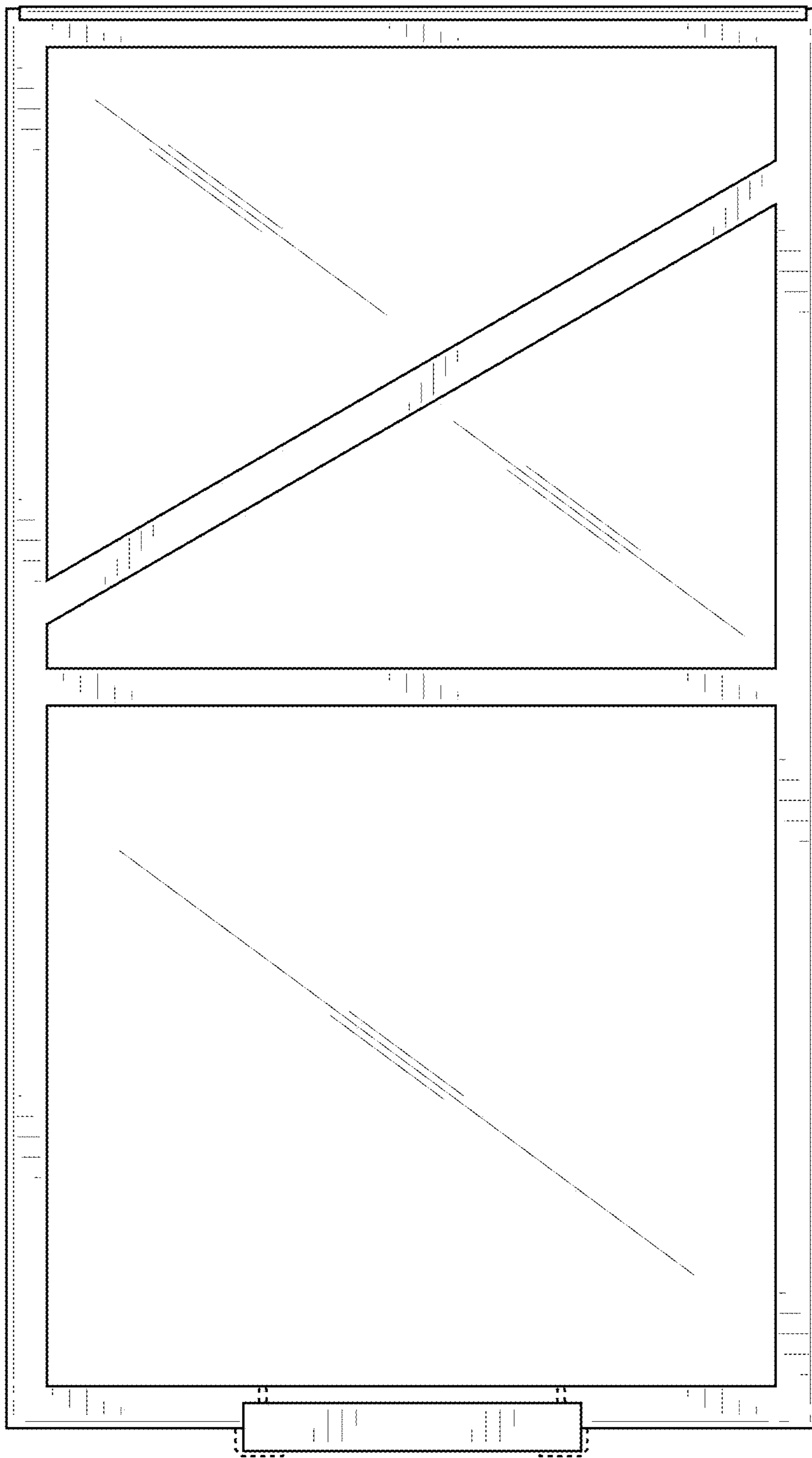


FIG. 3




FIG. 4

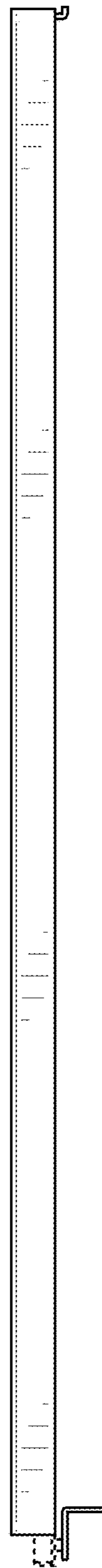


FIG. 5

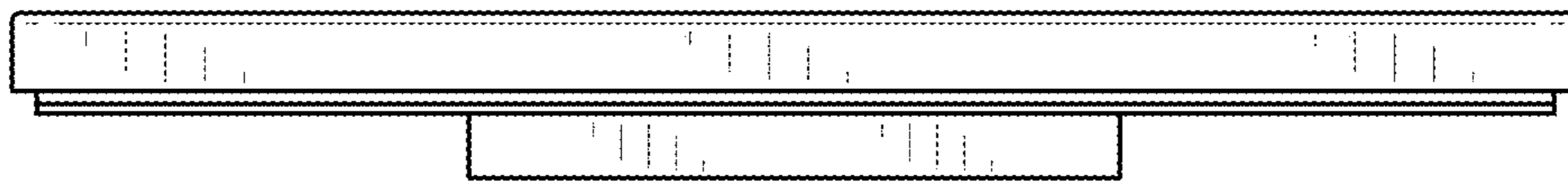


FIG. 6

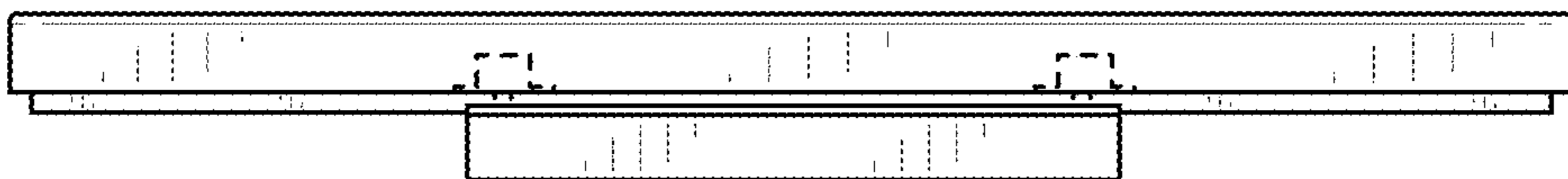


FIG. 7

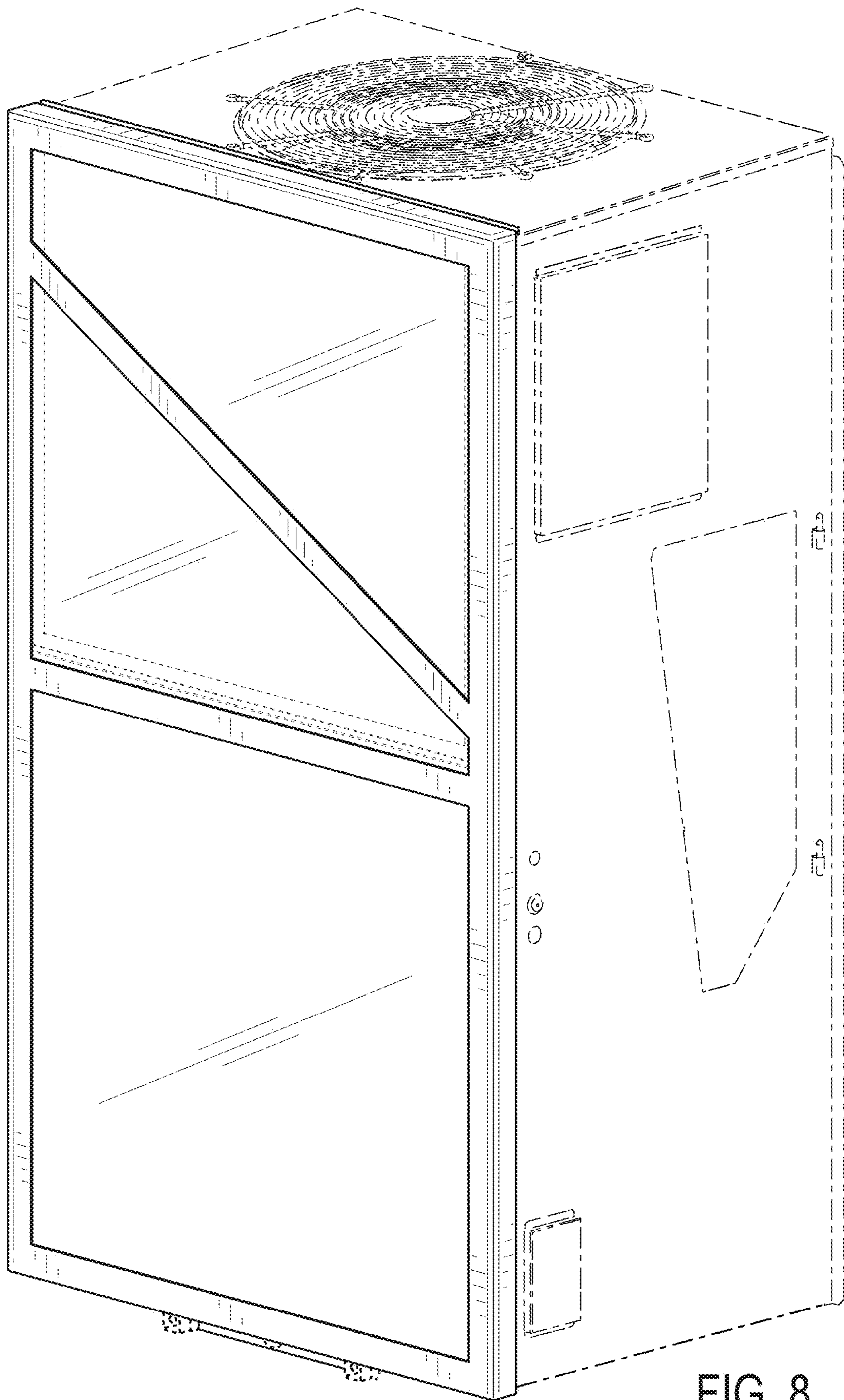


FIG. 8




FIG. 9

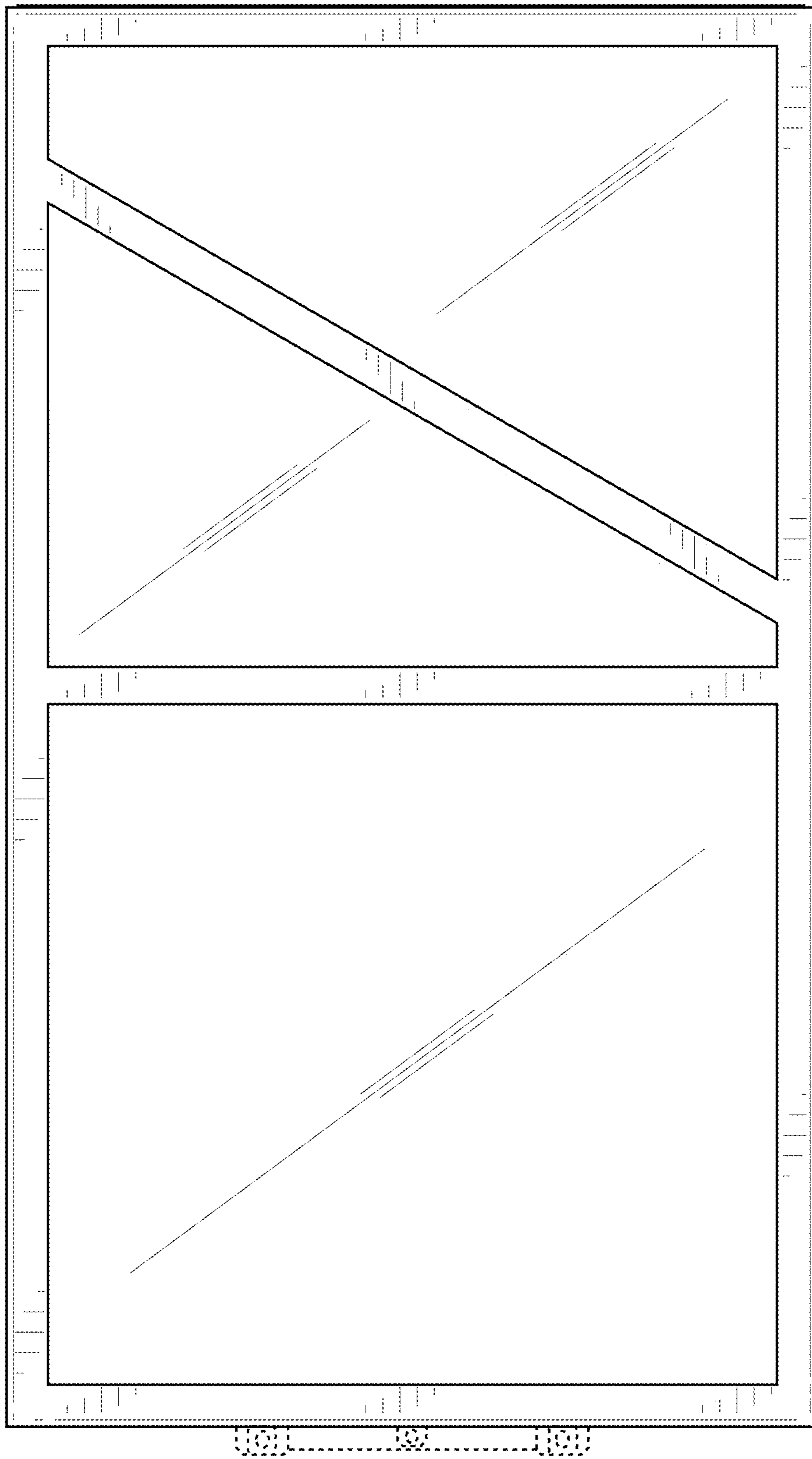


FIG. 10

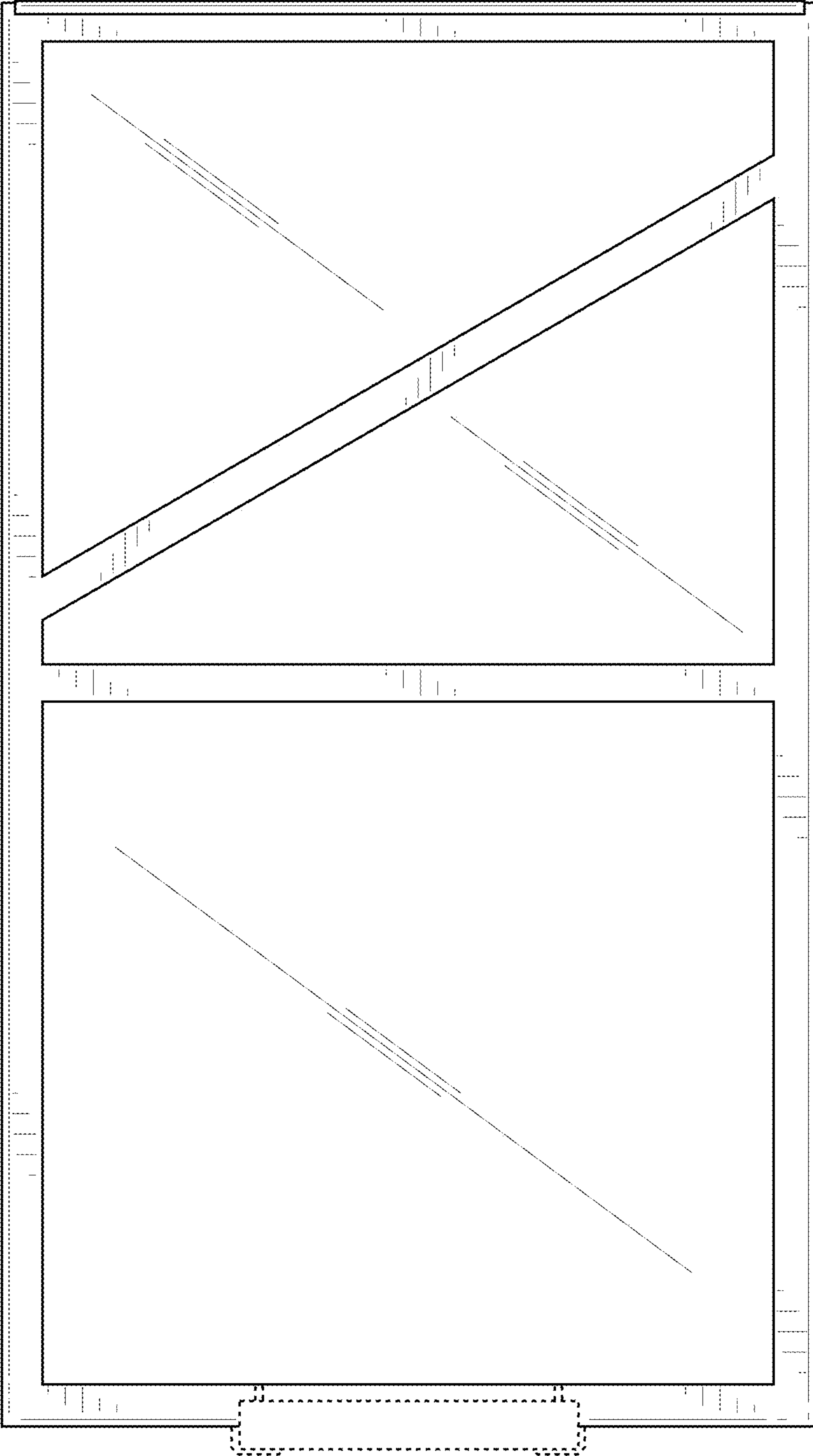


FIG. 11



FIG. 12




FIG. 13

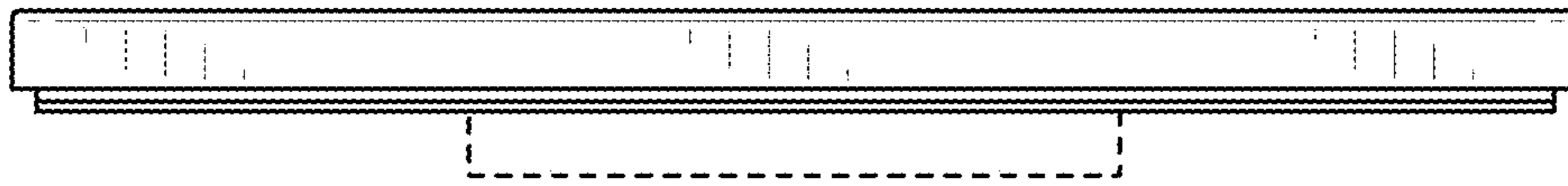


FIG. 14

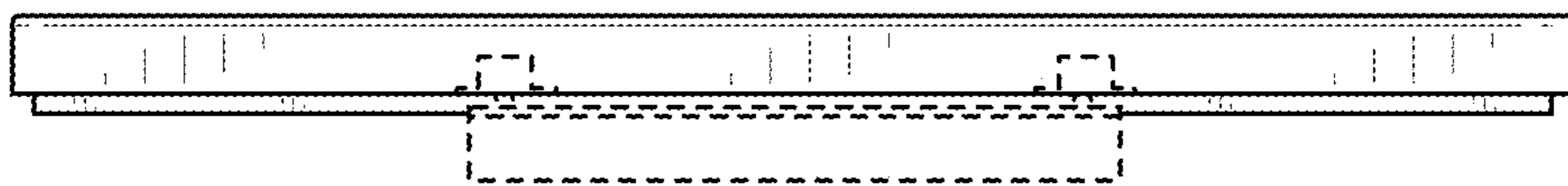


FIG. 15