



US00D898840S

(12) **United States Design Patent** (10) **Patent No.:** **US D898,840 S**
Mehta (45) **Date of Patent:** **** Oct. 13, 2020**

(54) **PLUSH TOY**
(71) Applicant: **Nerdbugs LLC**, Marshfield, WI (US)
(72) Inventor: **Ronak Mehta**, Washington, DC (US)
(73) Assignee: **Nerdbugs LLC**, Madison, WI (US)
(**) Term: **15 Years**
(21) Appl. No.: **29/675,647**
(22) Filed: **Jan. 4, 2019**
(51) **LOC (12) Cl.** **21-01**
(52) **U.S. Cl.**
USPC **D21/627**
(58) **Field of Classification Search**
USPC D21/622, 623, 627, 628, 630, 658-661;
D6/595-601; D19/62
CPC A63H 3/00; G09B 23/28
See application file for complete search history.

D624,973 S 10/2010 Lipov
D645,524 S * 9/2011 Maalouf D21/623
8,038,447 B1 10/2011 Day-McCray
D714,881 S * 10/2014 Michalowski D21/576
2006/0205319 A1 9/2006 Colvin

OTHER PUBLICATIONS

cdn.shopify.com [online]. "I Heart Guts! Plus Internal Organs", 2015, [Retrieved on Oct. 4, 2018], Retrieved from the Internet: URL <https://cdn.shopify.com/s/files/1/0392/9333/products/2015-IHEARTGUTS-PLUSH-POSTER_1024x1024.jpg?v=1422390820>.
iheartguts.com [online]. "Plush Organs", No Date, [Retrieved on Oct. 4, 2018], Retrieved from the Internet: URL <<https://iheartguts.com/collections/plush-organs?view=all>>. 3 pages.

* cited by examiner

Primary Examiner — Zenia I Bennett
(74) *Attorney, Agent, or Firm* — Fish & Richardson P.C.

(56) **References Cited**

U.S. PATENT DOCUMENTS

2,678,505 A * 5/1954 Munson G09B 23/34
434/272
D242,641 S * 12/1976 Neville D21/623
4,288,222 A 9/1981 Kling
D292,302 S 10/1987 Hale
4,822,285 A 4/1989 Summerville
4,917,607 A 4/1990 Van Hoose
D314,992 S * 2/1991 Spangsberg D21/623
D315,246 S * 3/1991 Drake D21/623
D329,671 S * 9/1992 Yang D11/121
D334,024 S 3/1993 Ganansia
7,083,418 B2 8/2006 Balduaf
D610,213 S * 2/2010 Walton D21/623


(57) **CLAIM**

The ornamental design for a plush toy, as shown and described.

DESCRIPTION

FIG. 1 is a front perspective view of a plush toy;
FIG. 2 is a front view;
FIG. 3 is a rear view;
FIG. 4 is a left side view;
FIG. 5 is a right side view;
FIG. 6 is a top view; and,
FIG. 7 is a bottom view.

1 Claim, 3 Drawing Sheets






FIG. 1




FIG. 2

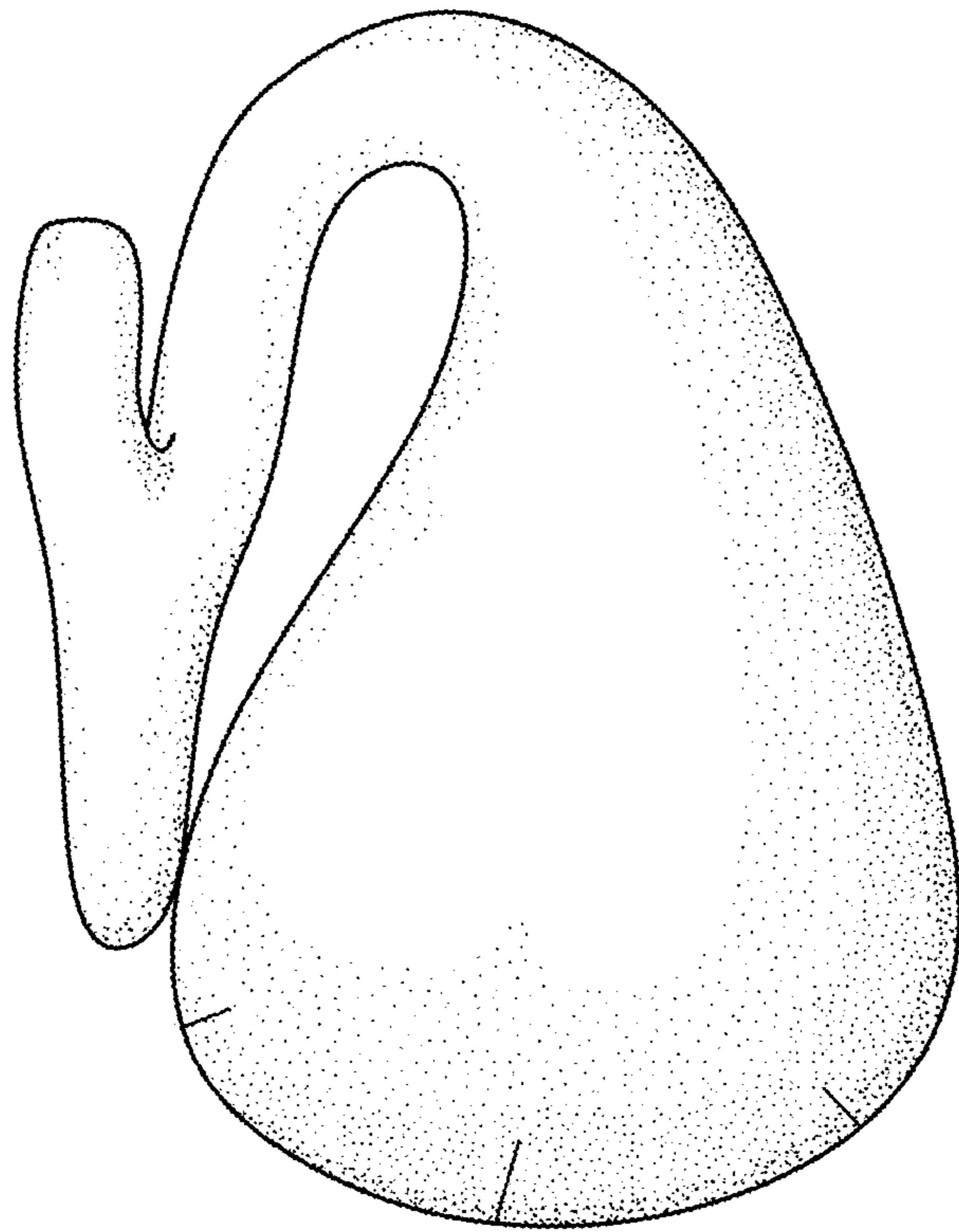


FIG. 3

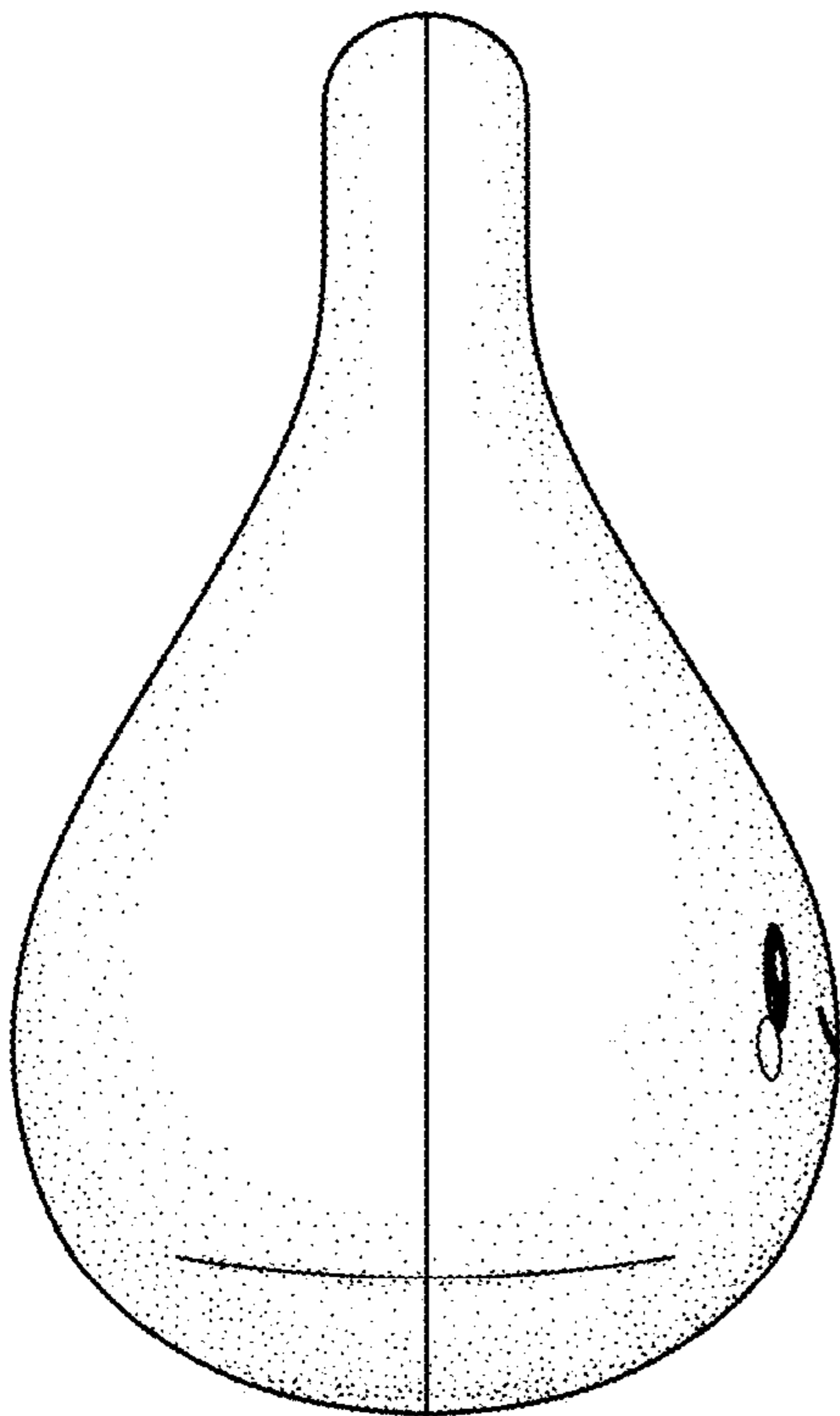


FIG. 4

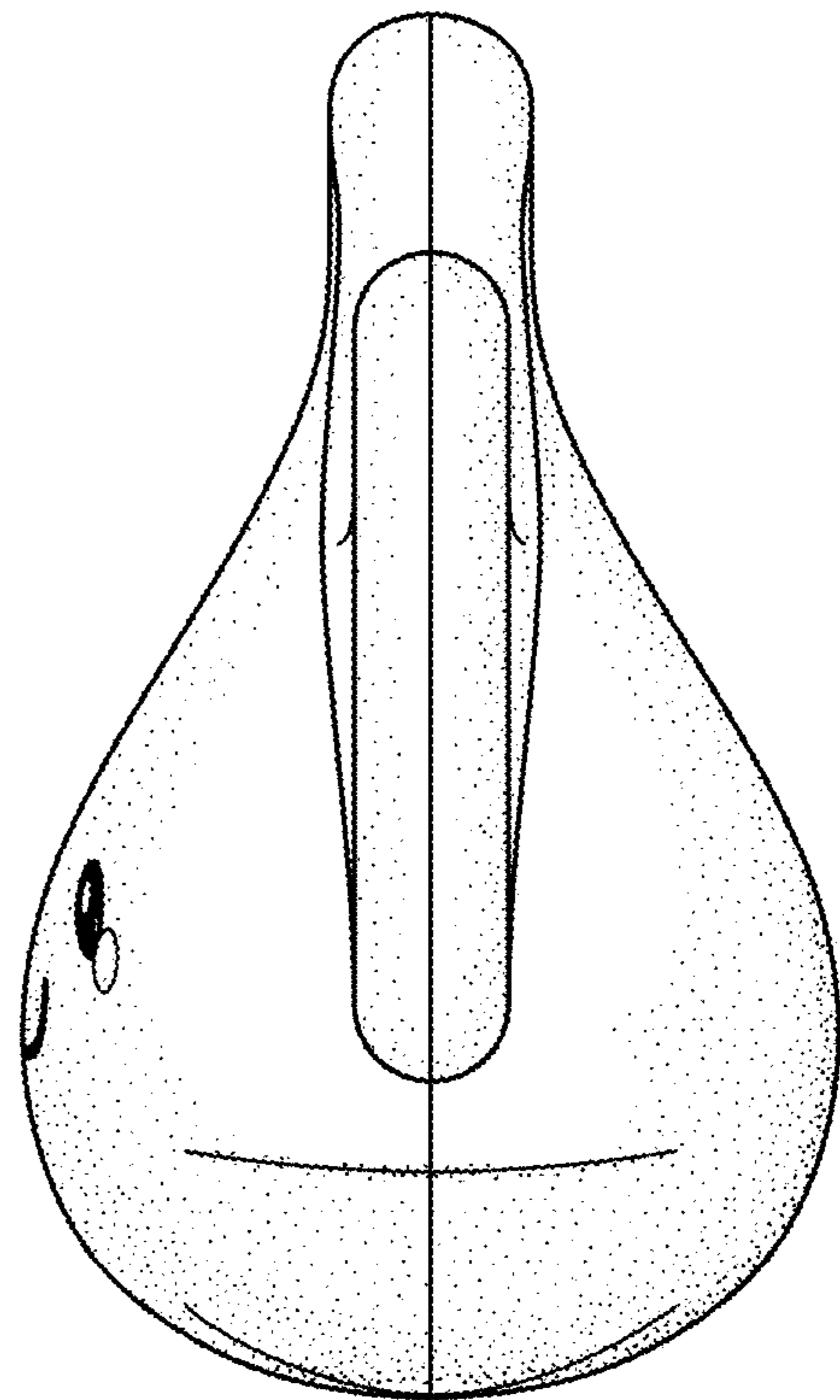


FIG. 5




FIG. 6

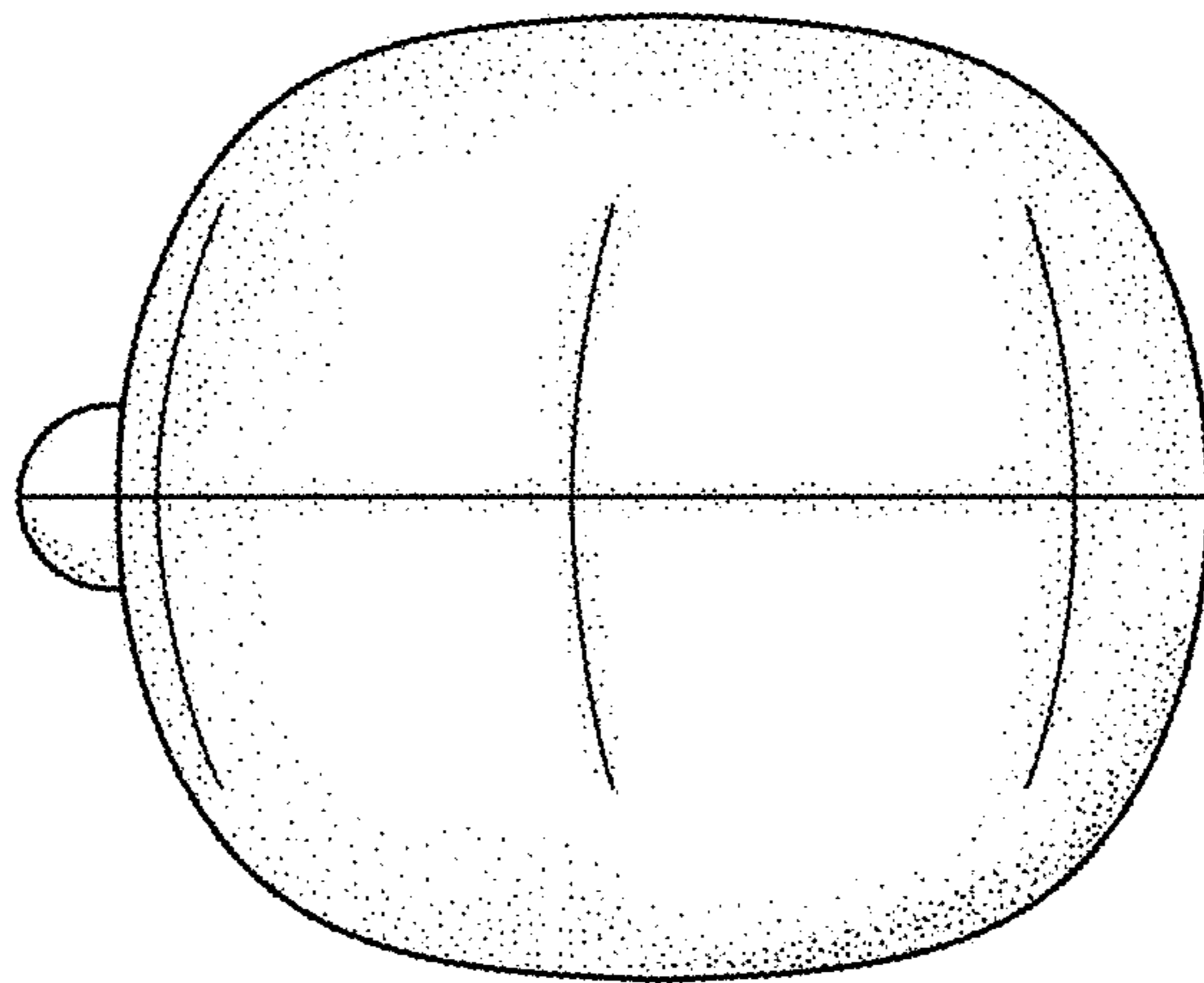


FIG. 7