



US00D898831S

(12) **United States Design Patent**  
**Chia et al.**

(10) **Patent No.:** **US D898,831 S**

(45) **Date of Patent:** **\*\* Oct. 13, 2020**

- (54) **RIDGED FOAM DART**
- (71) Applicant: **Easebon Services Limited**, Kwun Tong (HK)
- (72) Inventors: **Francis See Chong Chia**, Kowloon (GB); **Xubin Xia**, Guangdong (CN)
- (73) Assignee: **EASEBON SERVICES LIMITED**, Kwun Tong (HK)

- D846,030 S \* 4/2019 Brown ..... D21/387
- D852,922 S \* 7/2019 Langner ..... D22/115
- D858,655 S \* 9/2019 Bernal ..... D21/570
- D872,804 S \* 1/2020 Chia ..... F42B 6/10  
D21/387
- D878,487 S \* 3/2020 Lallier ..... D21/570
- 2006/0046877 A1\* 3/2006 Gajda, Jr. .... F42B 6/10  
473/572
- 2015/0141181 A1\* 5/2015 Chia ..... F42B 12/745  
473/582
- 2018/0051966 A1\* 2/2018 Isenmann ..... F42B 6/08

\* cited by examiner

(\*\*) Term: **15 Years**

(21) Appl. No.: **29/696,470**

(22) Filed: **Jun. 27, 2019**

(51) **LOC (12) Cl.** ..... **21-01**

(52) **U.S. Cl.**  
USPC ..... **D21/387**

(58) **Field of Classification Search**  
USPC ..... D21/300–302, 307, 308, 334, 335, 363,  
D21/365, 370, 385–389, 392, 397  
CPC . A63H 33/18; F42B 6/003; F42B 6/02; F42B  
6/04; F42B 6/06; F42B 6/08; F42B 6/10  
See application file for complete search history.

(56) **References Cited**

**U.S. PATENT DOCUMENTS**

- D477,640 S \* 7/2003 Gamble ..... B29C 48/06  
D21/387
- D791,246 S \* 7/2017 Foley ..... D21/387
- D802,681 S \* 11/2017 Falkowski, II ..... F42B 6/08  
D21/387
- D803,326 S \* 11/2017 Wong ..... B29C 48/06  
D21/387
- 10,030,950 B1\* 7/2018 Chia ..... F42B 6/08

*Primary Examiner* — George D. Kirschbaum  
*Assistant Examiner* — Joseph J Kukella  
(74) *Attorney, Agent, or Firm* — Amster, Rothstein & Ebenstein LLP

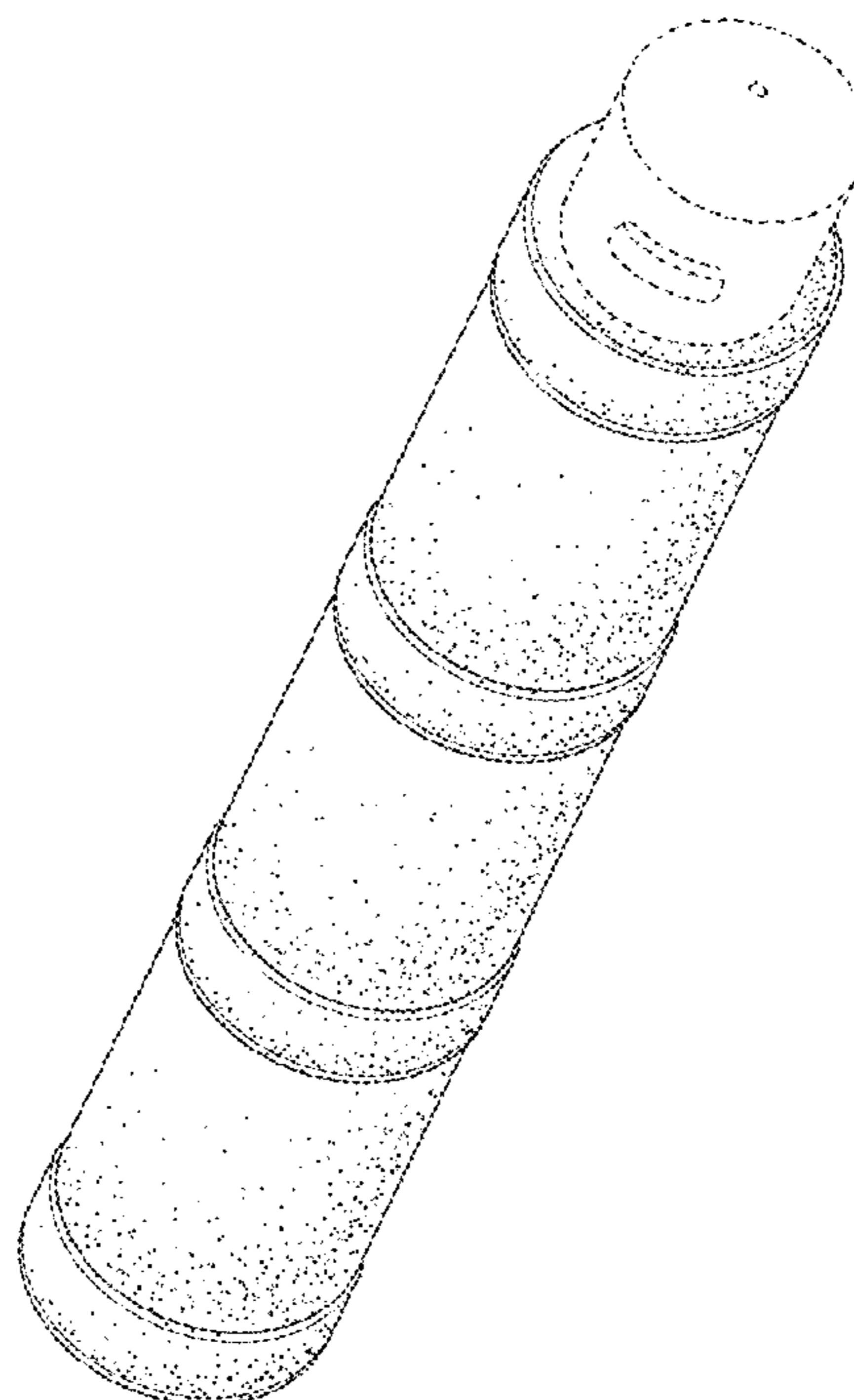
(57) **CLAIM**

The ornamental design for a ridged foam dart, as shown and described.

**DESCRIPTION**

FIG. 1 is a first perspective view of a ridged foam dart showing our new design;  
FIG. 2 is a front view thereof;  
FIG. 3 is a back view thereof;  
FIG. 4 is a left side view thereof;  
FIG. 5 is a right side view thereof;  
FIG. 6 is a top view thereof  
FIG. 7 is a bottom view thereof; and,  
FIG. 8 is a second perspective view thereof.  
The broken lines in FIGS. 1-8 depict portions that represent unclaimed environment and form no part of the claimed design.

**1 Claim, 5 Drawing Sheets**



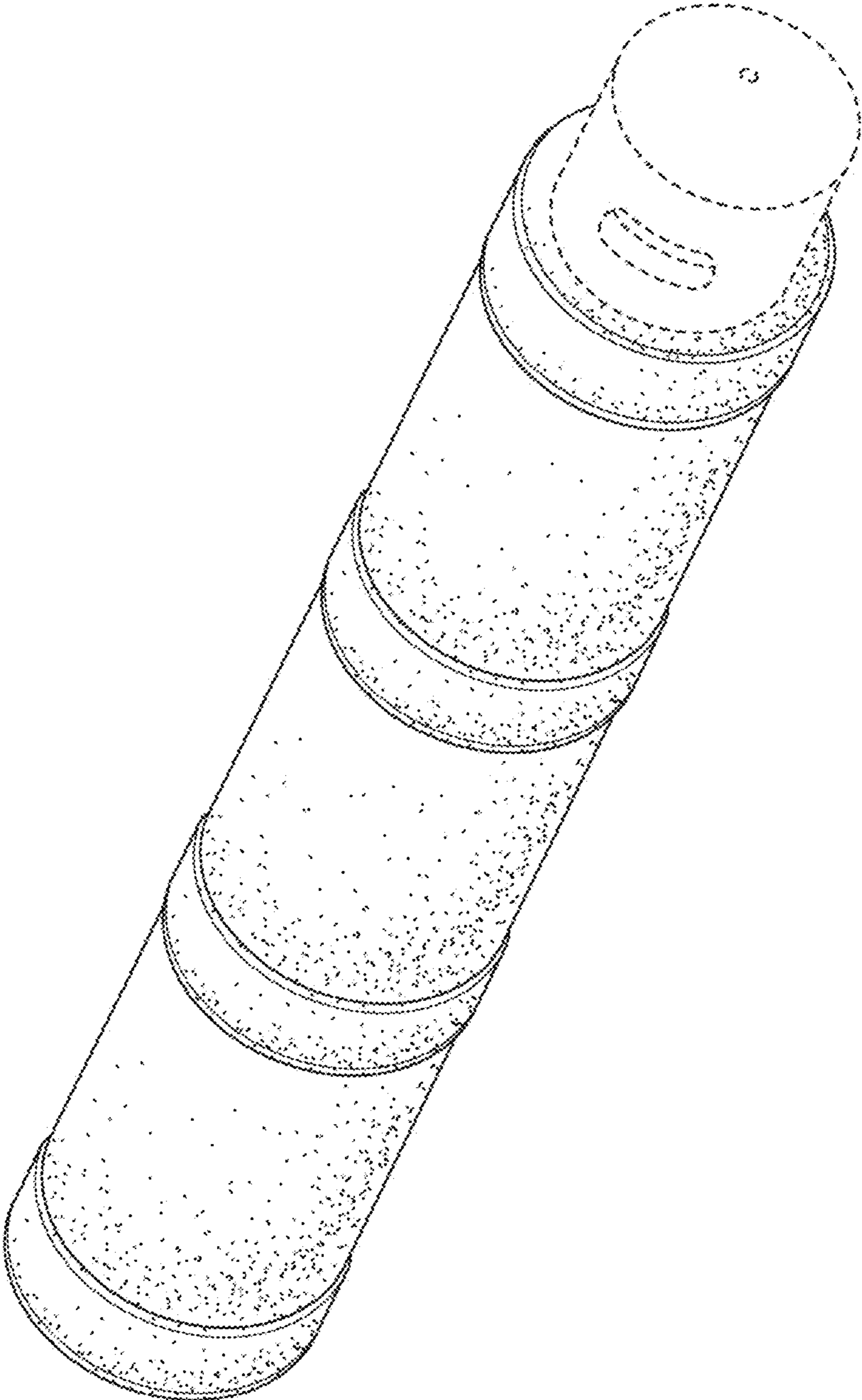


FIG. 1

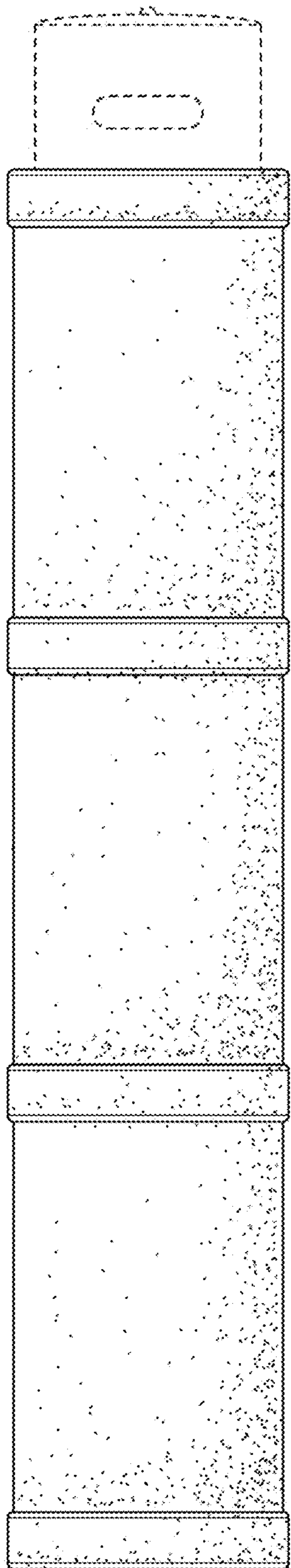


FIG. 2

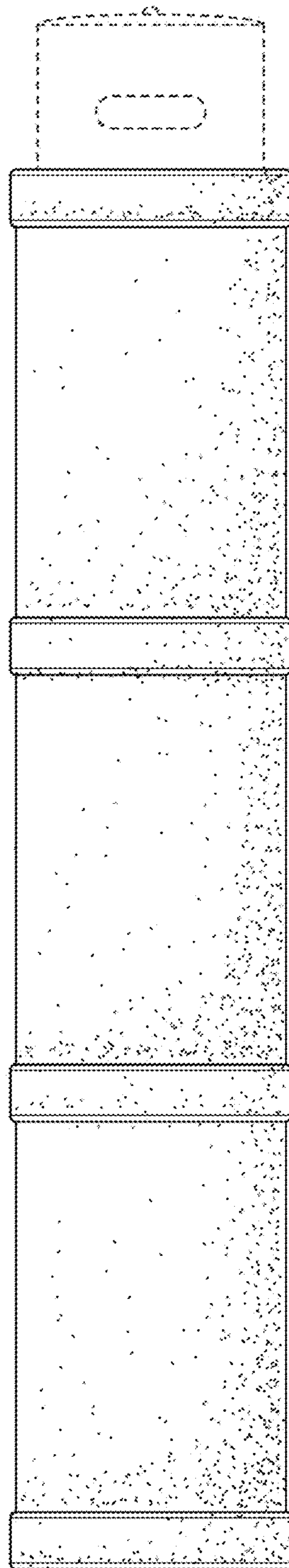


FIG. 3

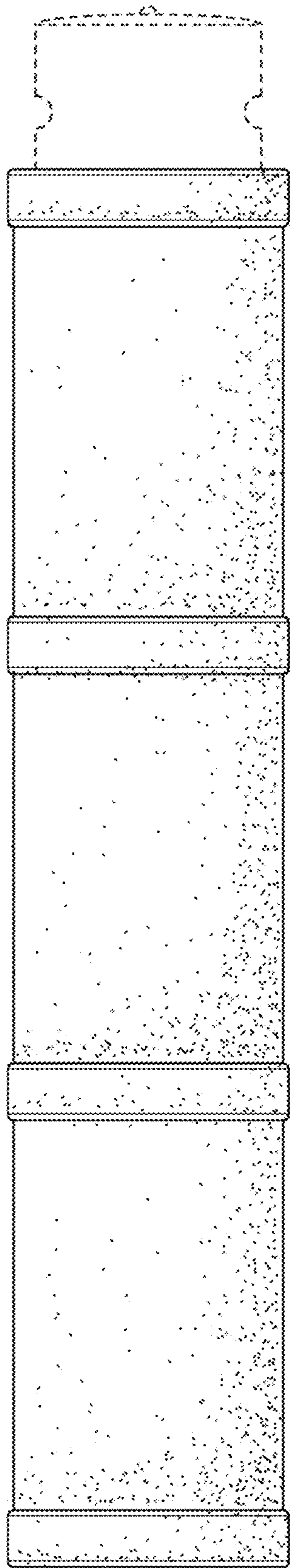


FIG. 4

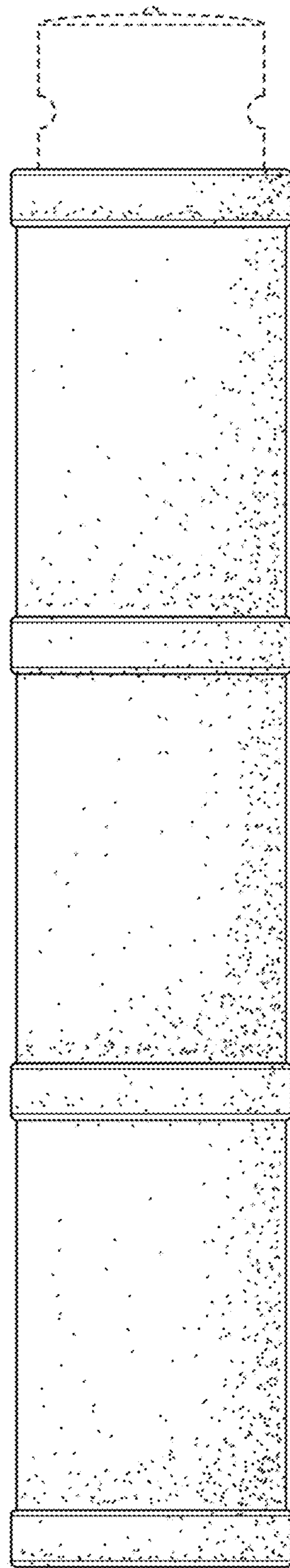


FIG. 5

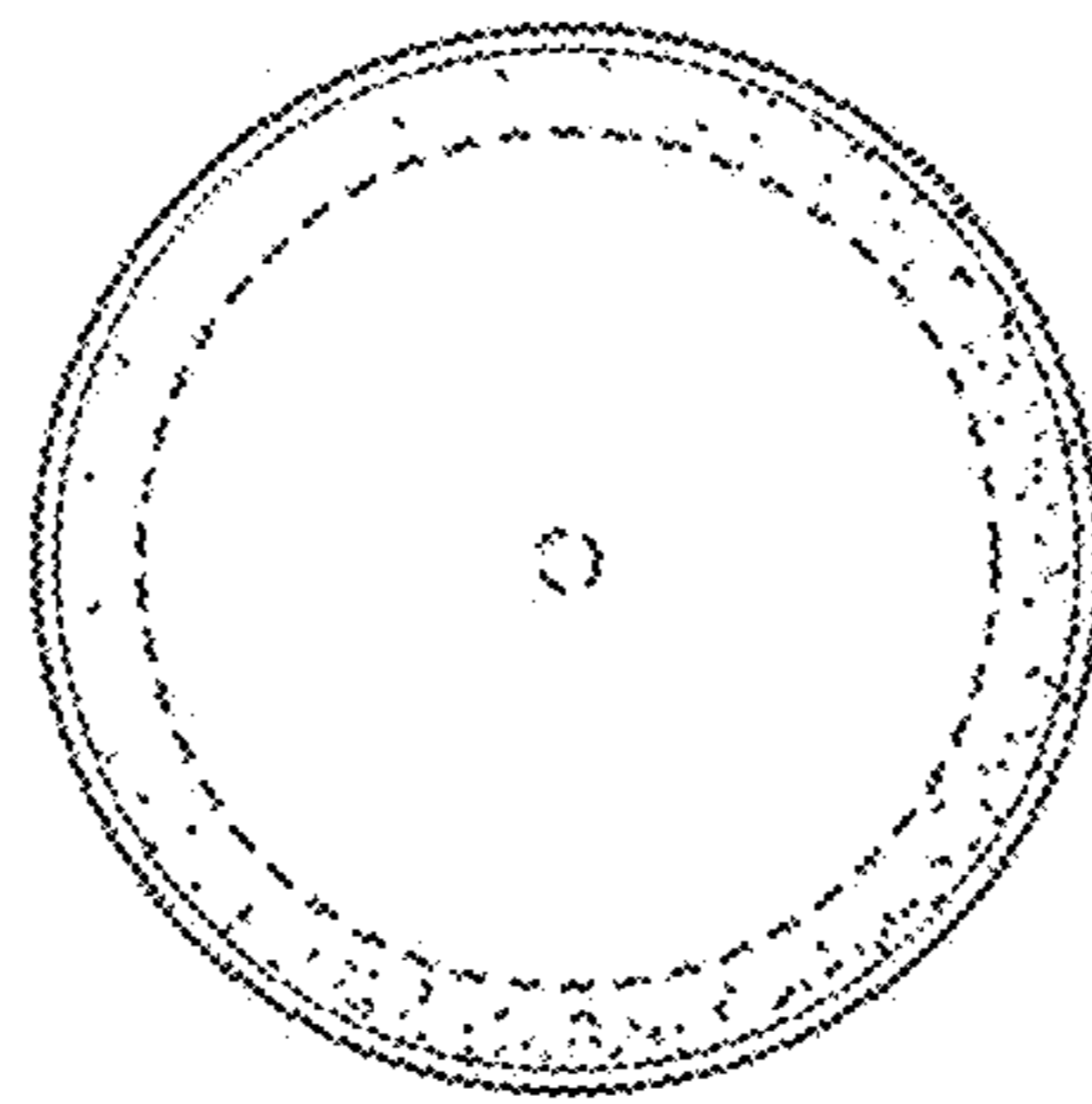


FIG. 6

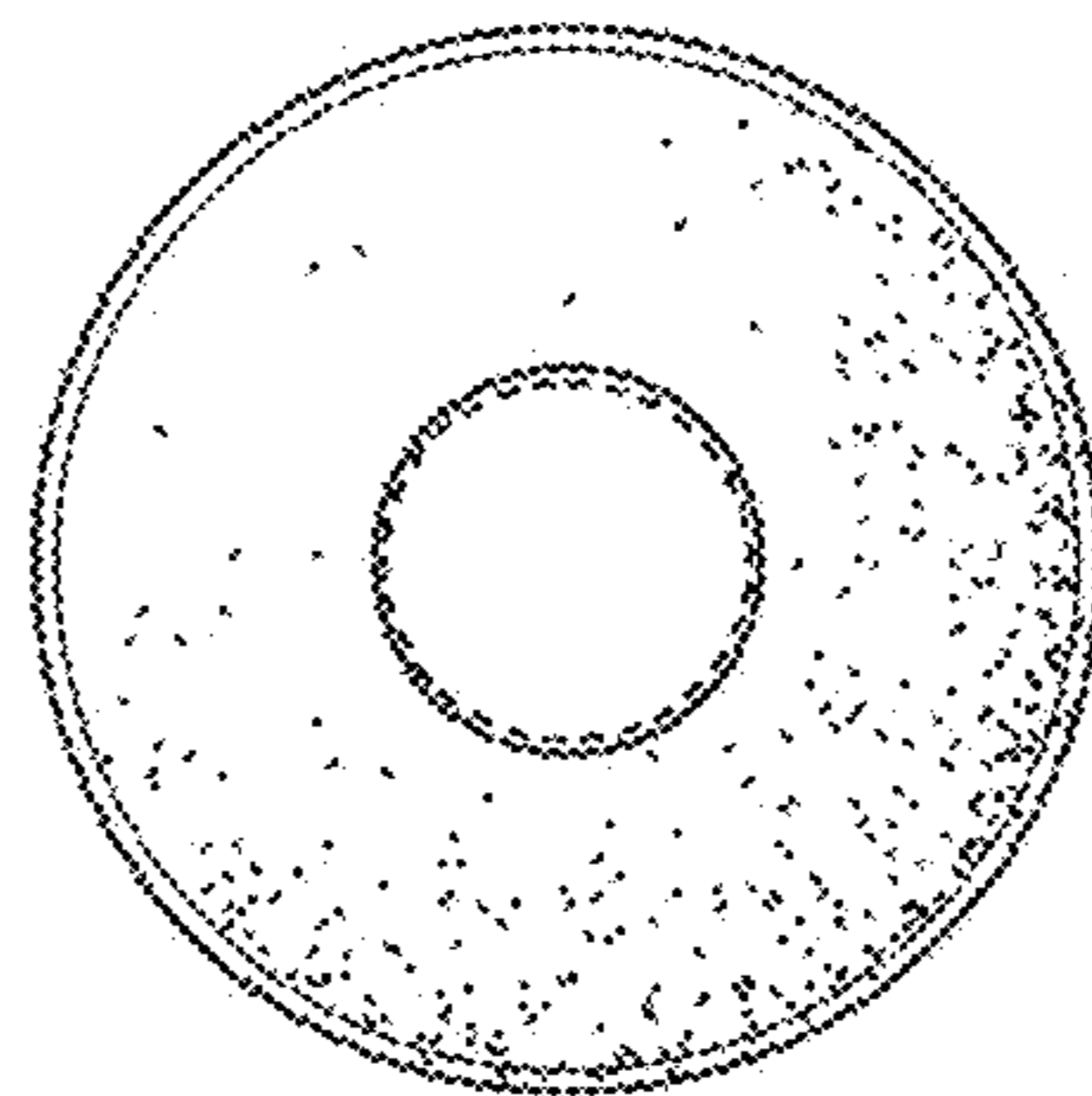


FIG. 7

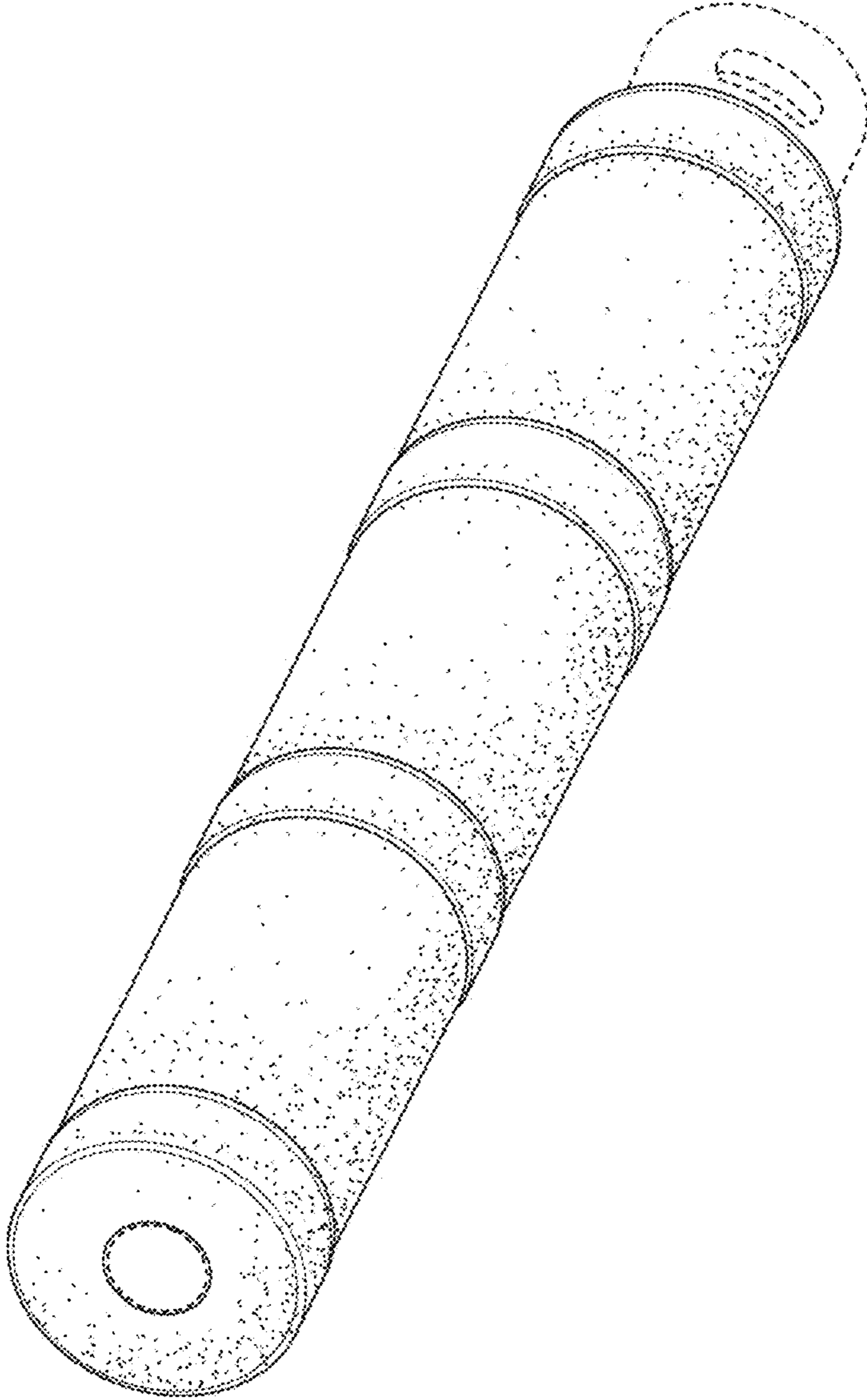


FIG. 8