



US00D898830S

(12) **United States Design Patent**
Chia et al.

(10) **Patent No.:** **US D898,830 S**

(45) **Date of Patent:** **** Oct. 13, 2020**

(54) **RIDGED FOAM DART WITH CAP**

(71) Applicant: **Easebon Services Limited**, Kwun Tong (HK)

(72) Inventors: **Francis See Chong Chia**, Kowloon (GB); **Xubin Xia**, Guangdong (CN)

(73) Assignee: **EASEBON SERVICES LIMITED**, Kwun Tong (HK)

(**) Term: **15 Years**

(21) Appl. No.: **29/696,455**

(22) Filed: **Jun. 27, 2019**

(51) **LOC (12) Cl.** **21-01**

(52) **U.S. Cl.**
USPC **D21/387**

(58) **Field of Classification Search**
USPC D21/300, 301–302, 307, 308, 334, 335, D21/363, 365, 370, 385–389, 392, 397
CPC F42B 6/003; F42B 6/02; F42B 6/04; F42B 6/06; F42B 6/08; F42B 6/10; A63H 33/18
See application file for complete search history.

(56) **References Cited**

U.S. PATENT DOCUMENTS

D477,640 S *	7/2003	Gamble	D21/387
D791,246 S *	7/2017	Foley	D21/387
D802,681 S *	11/2017	Falkowski, II	D21/387
D803,326 S *	11/2017	Wong	F42B 6/003
				D21/387
10,030,950 B1 *	7/2018	Chia	F42B 12/745
D846,030 S *	4/2019	Brown	F42B 12/745
				D21/387
D852,922 S *	7/2019	Langner	F42B 6/08
				D22/115

D858,655 S * 9/2019 Bernal F42B 12/745
D21/570

D872,804 S * 1/2020 Chia F42B 6/10
D21/387

D878,487 S * 3/2020 Lallier D21/570

2006/0046877 A1* 3/2006 Gajda, Jr. F42B 6/10
473/572

2015/0141181 A1* 5/2015 Chia F42B 12/745
473/582

2018/0051966 A1* 2/2018 Isenmann F42B 6/08

* cited by examiner

Primary Examiner — George D. Kirschbaum

Assistant Examiner — Joseph J Kukella

(74) *Attorney, Agent, or Firm* — Amster, Rothstein & Ebenstein LLP

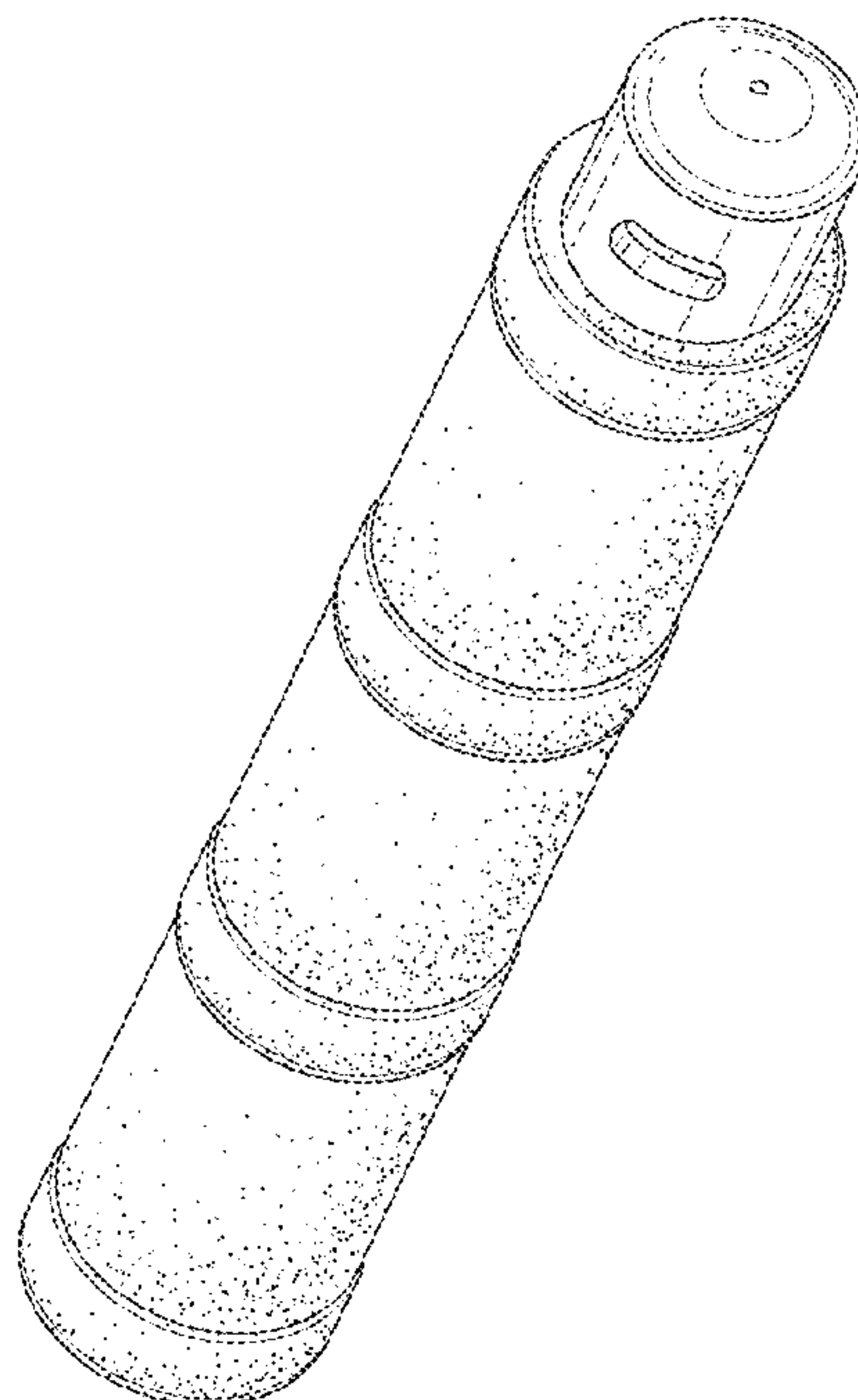
(57) **CLAIM**

The ornamental design for a ridged foam dart with cap, as shown and described.

DESCRIPTION

FIG. 1 is a first perspective view of a ridged foam dart with cap showing our new design;
FIG. 2 is a front view thereof;
FIG. 3 is a back view thereof;
FIG. 4 is a left side view thereof;
FIG. 5 is a right side view thereof;
FIG. 6 is a top view thereof
FIG. 7 is a bottom view thereof; and,
FIG. 8 is a second perspective view thereof.
The portions of the design shown in broken lines are for the purpose of illustrating environment only and form no part of the claimed design.

1 Claim, 5 Drawing Sheets



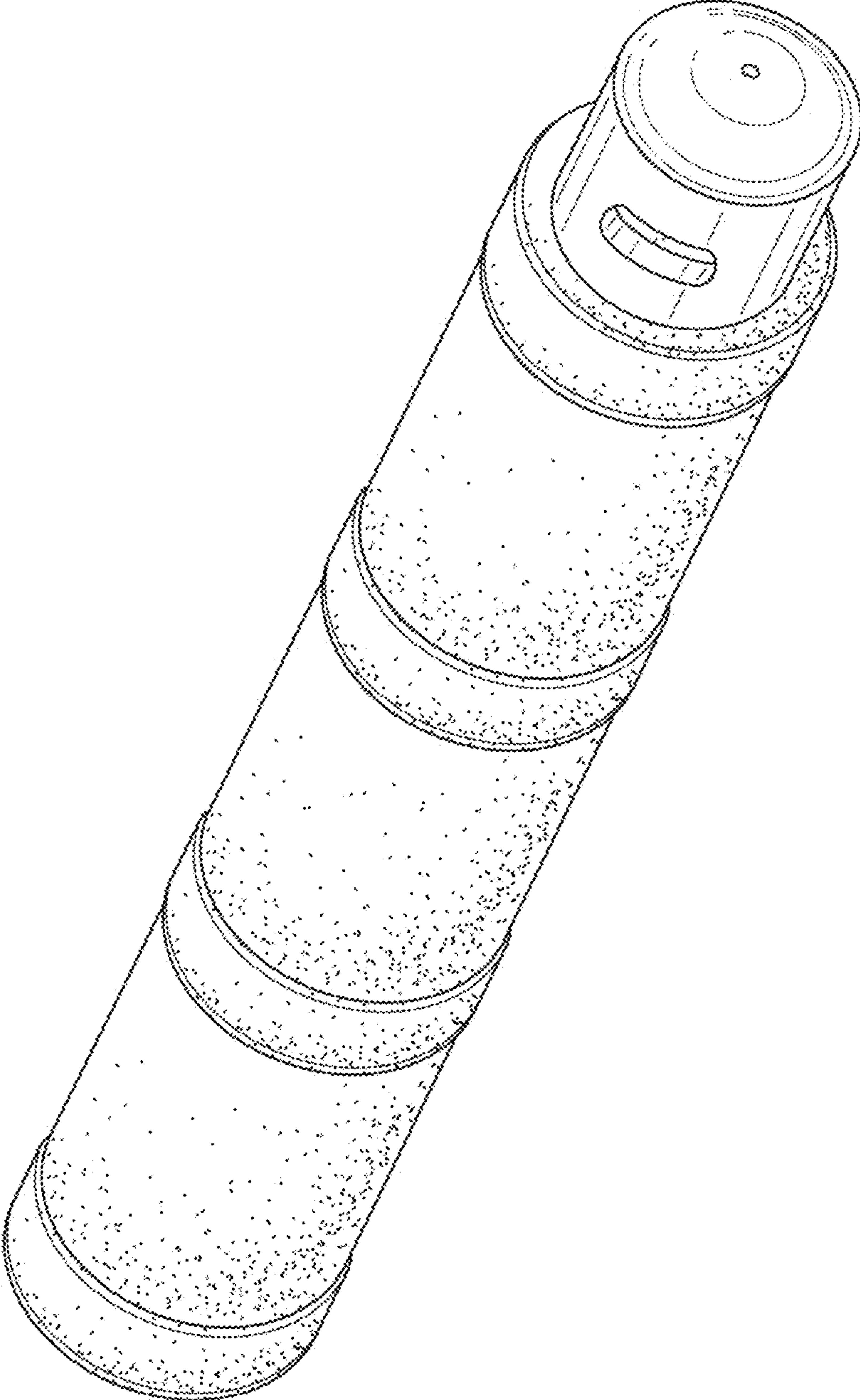


FIG. 1

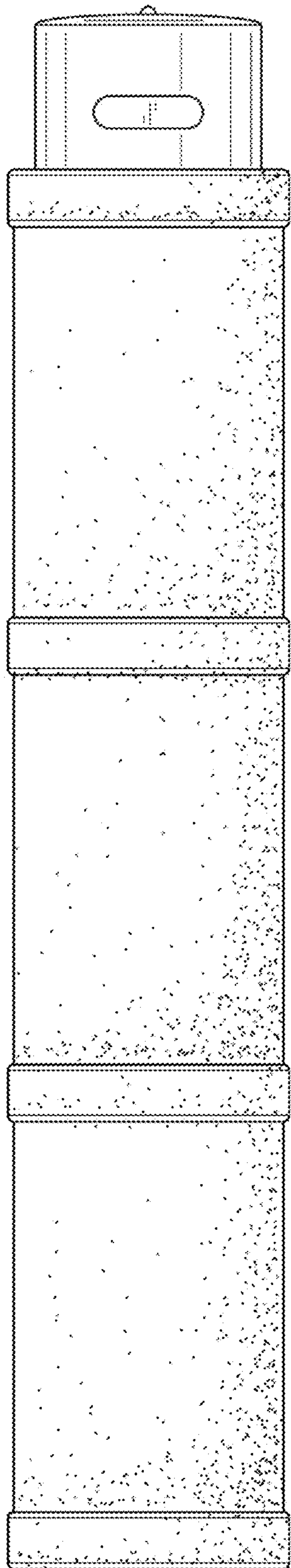


FIG. 2

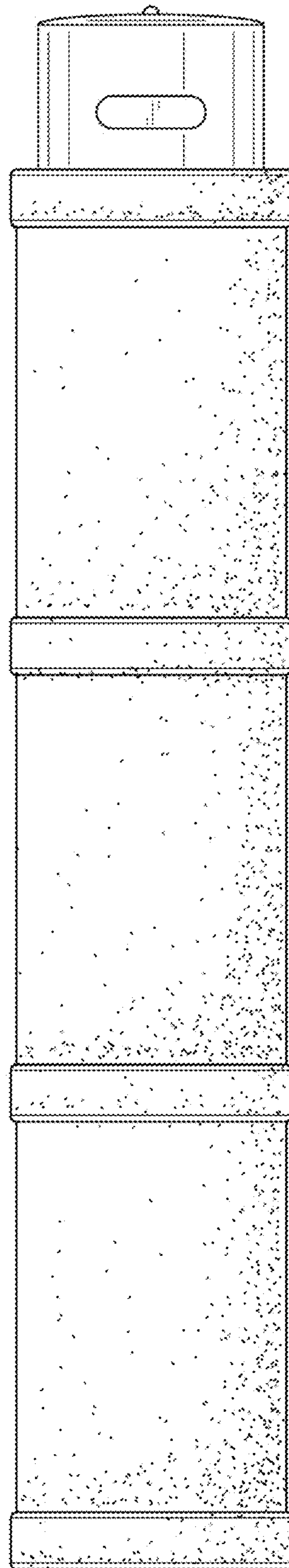


FIG. 3

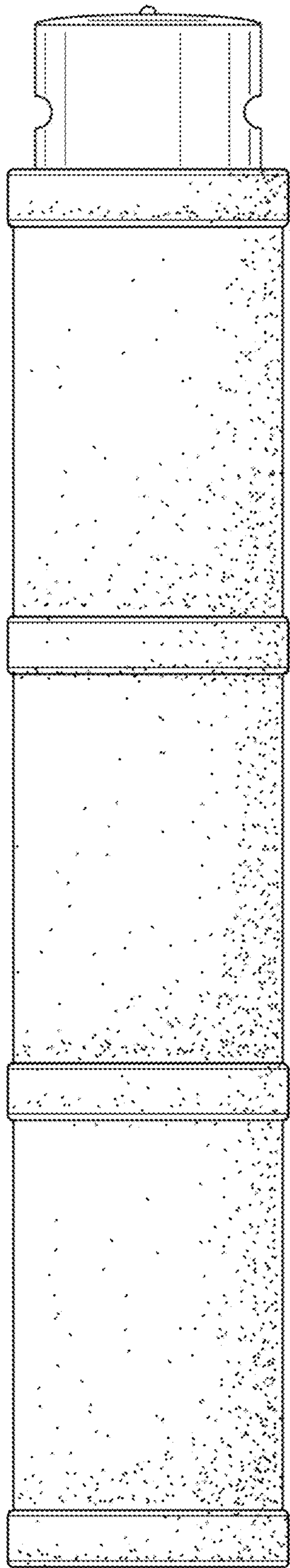


FIG. 4

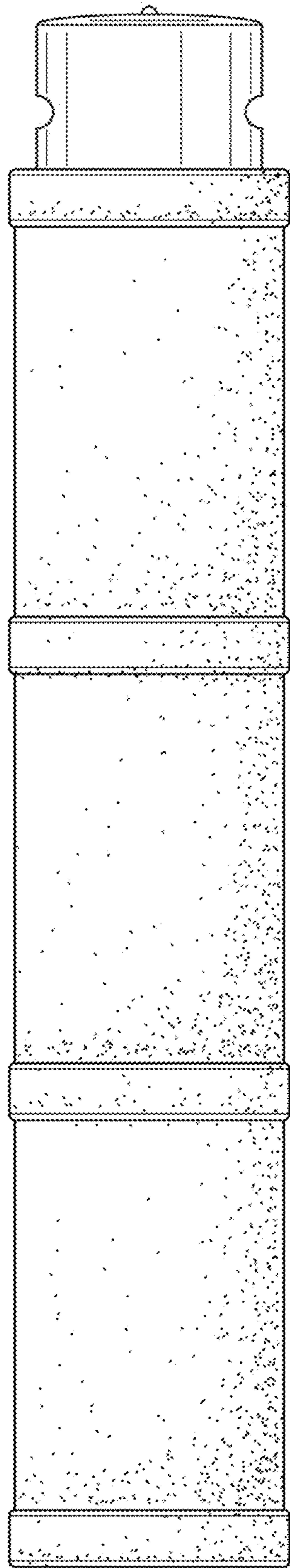


FIG. 5

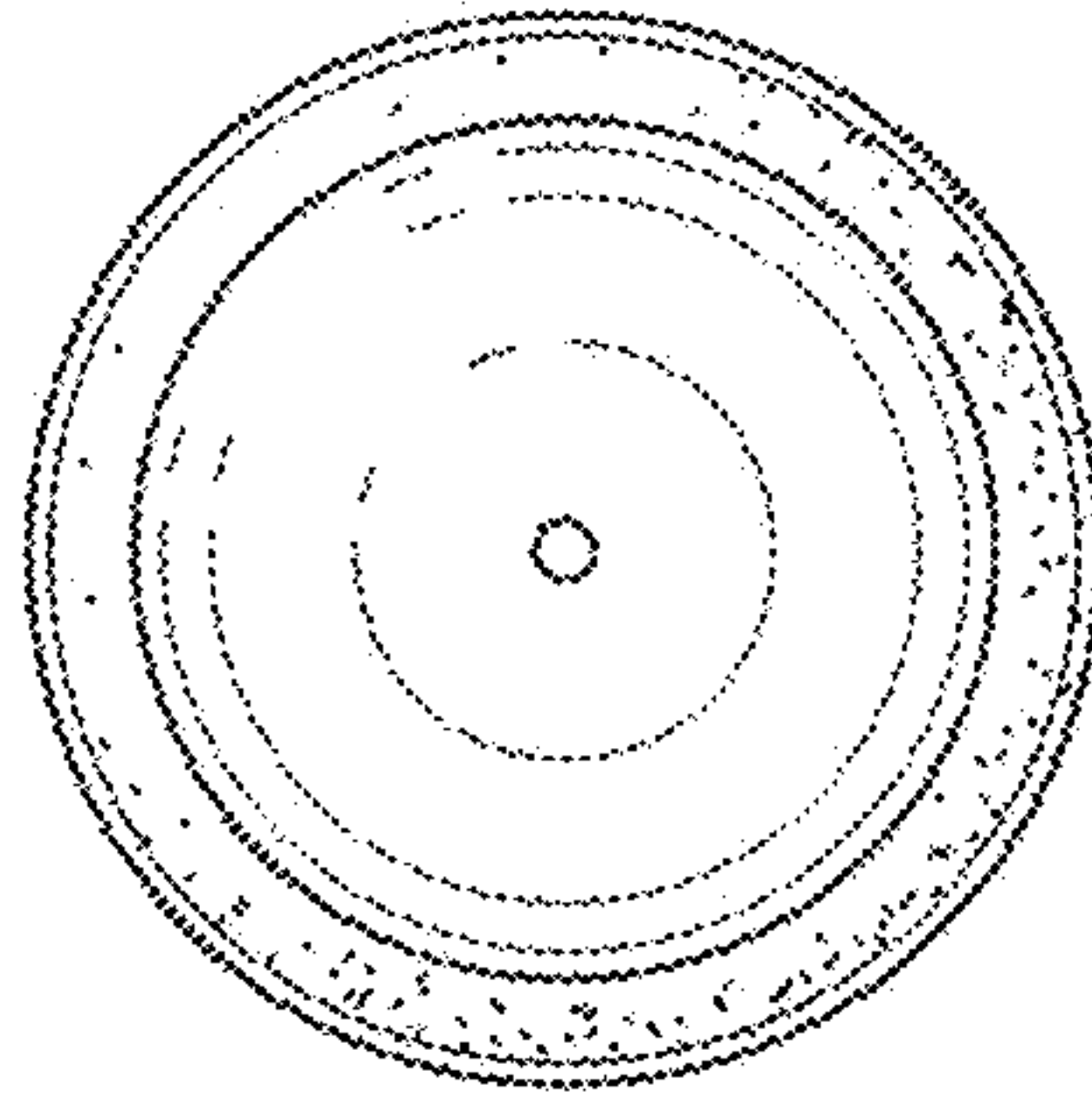


FIG. 6

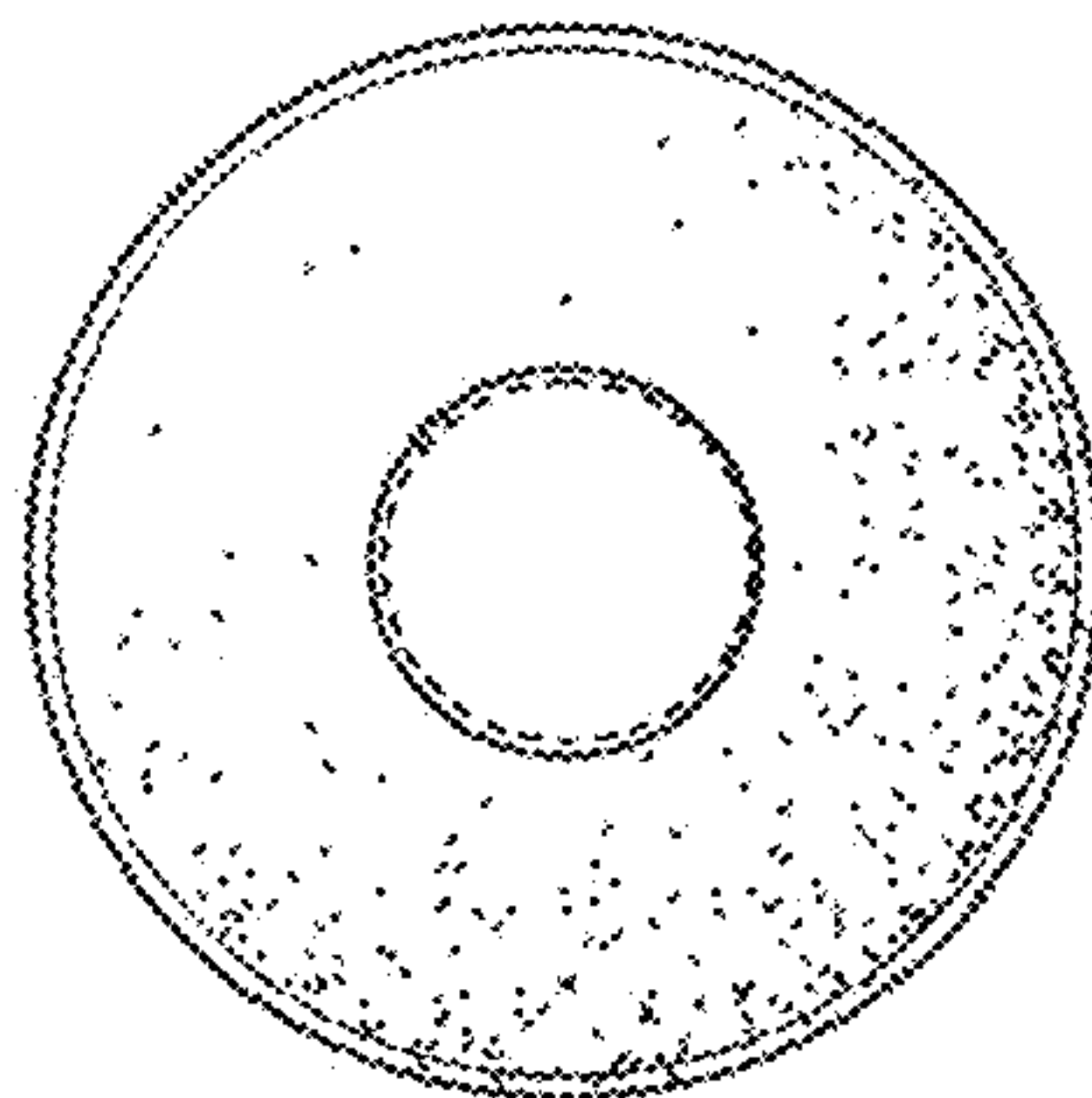


FIG. 7

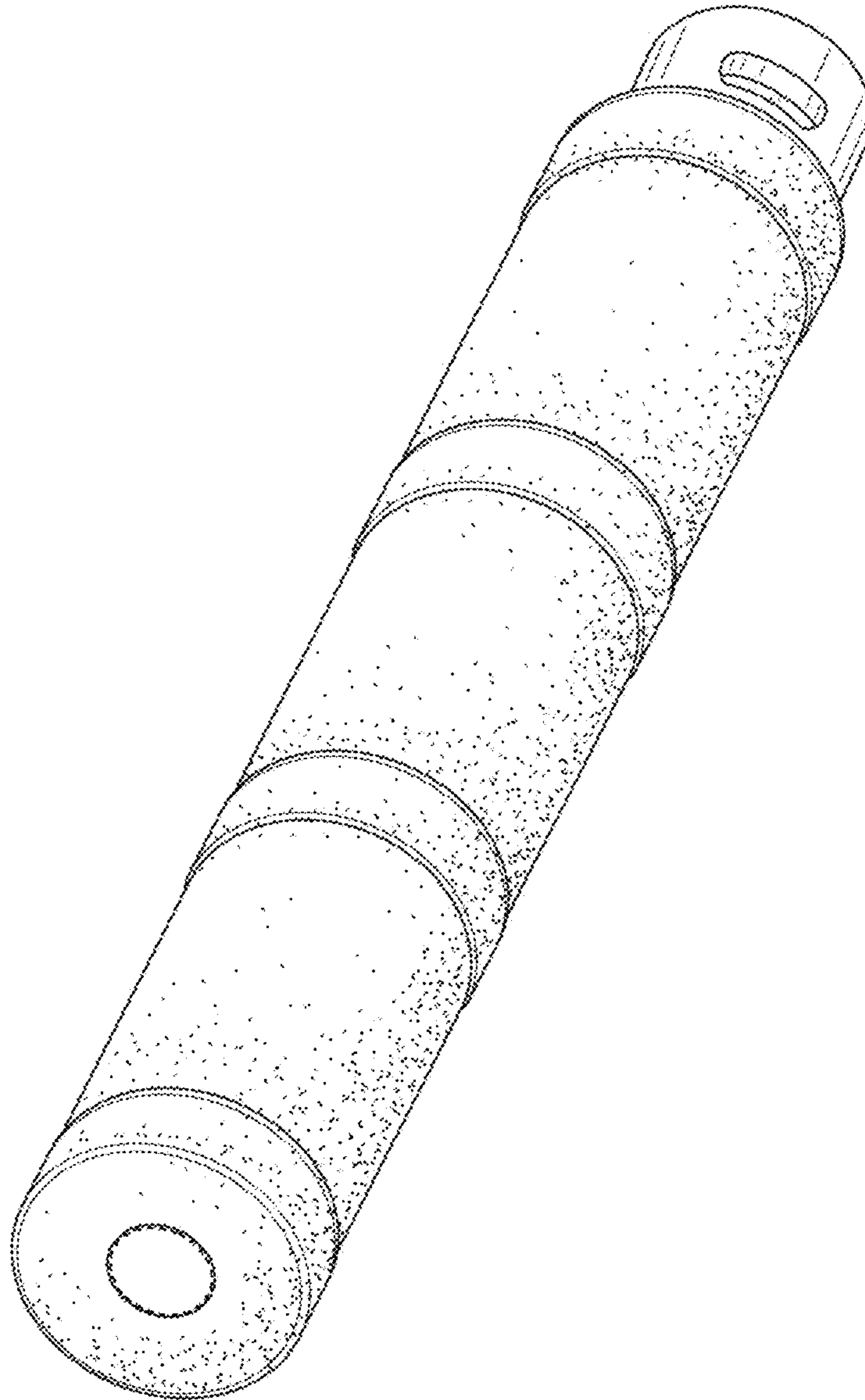


FIG. 8