



US00D898804S

(12) **United States Design Patent**  
**Nikaido et al.**

(10) **Patent No.:** **US D898,804 S**

(45) **Date of Patent:** **\*\* Oct. 13, 2020**

(54) **DIGITAL CAMERA**

(71) Applicant: **Nikon Corporation**, Tokyo (JP)

(72) Inventors: **Yutaka Nikaido**, Kamakura (JP);  
**Shoko Ryuen**, Ichikawa (JP)

(73) Assignee: **Nikon Corporation**, Tokyo (JP)

(\*\*) Term: **15 Years**

(21) Appl. No.: **29/632,399**

(22) Filed: **Jan. 8, 2018**

(30) **Foreign Application Priority Data**

Jul. 11, 2017 (JP) ..... 2017-014951

(51) **LOC (12) Cl.** ..... **16-05**

(52) **U.S. Cl.**  
USPC ..... **D16/219**

(58) **Field of Classification Search**  
USPC ..... D16/200, 202–206, 208, 218, 219;  
348/373–376; 396/535, 539–541  
CPC ..... G03B 15/03; G03B 17/02; G03B 17/04;  
G03B 17/56; G03B 19/04; H04N 5/2251;  
H04N 5/2252; H04N 5/2253; H04N  
5/2254; H04N 2101/00  
See application file for complete search history.

(56) **References Cited**

**U.S. PATENT DOCUMENTS**

6,351,609 B1 \* 2/2002 Hosokawa ..... G03B 15/03  
396/177  
D594,892 S \* 6/2009 Kamiya ..... D16/202  
D672,802 S \* 12/2012 Nojima ..... D16/219  
D690,755 S \* 10/2013 Nikaido ..... D16/202  
D698,840 S \* 2/2014 Nakamura ..... D16/202

D701,550 S \* 3/2014 Umehara ..... D16/202  
D720,793 S \* 1/2015 Tajima ..... D16/219  
D724,131 S \* 3/2015 Kim ..... D16/202  
D736,846 S \* 8/2015 Jang ..... D16/202  
D749,658 S \* 2/2016 Watanabe ..... D16/202  
D806,771 S \* 1/2018 Nikaido ..... D16/202  
D810,811 S \* 2/2018 Imamizu ..... D16/219  
D816,146 S \* 4/2018 Nikaido ..... D16/219

**FOREIGN PATENT DOCUMENTS**

JP 1548309 S 4/2016  
JP 1548310 S 4/2016  
JP 1548311 S 4/2016  
JP 1548546 S 4/2016  
JP 1548547 S 4/2016

\* cited by examiner

*Primary Examiner* — Ramzi S Almatrahi

(74) *Attorney, Agent, or Firm* — Wolf, Greenfield & Sacks, P.C.

(57) **CLAIM**

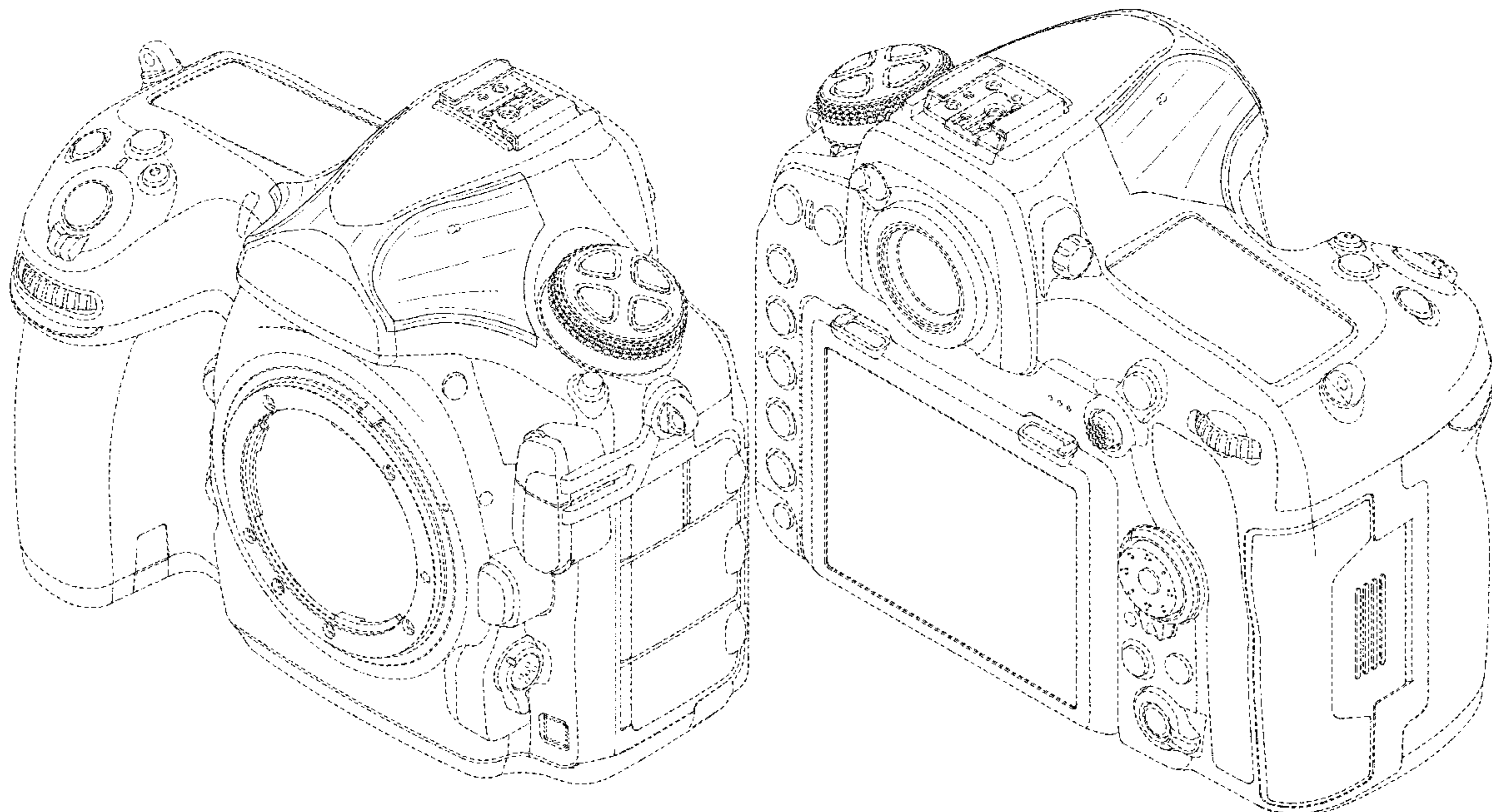
The ornamental design for a digital camera, as shown and described.

**DESCRIPTION**

FIG. 1 is a front, top and right side perspective view of a digital camera showing our new design;  
FIG. 2 is a rear, top, and left side perspective view thereof;  
FIG. 3 is a front view thereof;  
FIG. 4 is a top plan view thereof;  
FIG. 5 is a right side view thereof; and,  
FIG. 6 is a left side view thereof.

The broken lines illustrate portions of the digital camera and form no part of the claimed design. The dash-dotted lines denote the boundary of the claim and form no part of the claimed design.

**1 Claim, 6 Drawing Sheets**



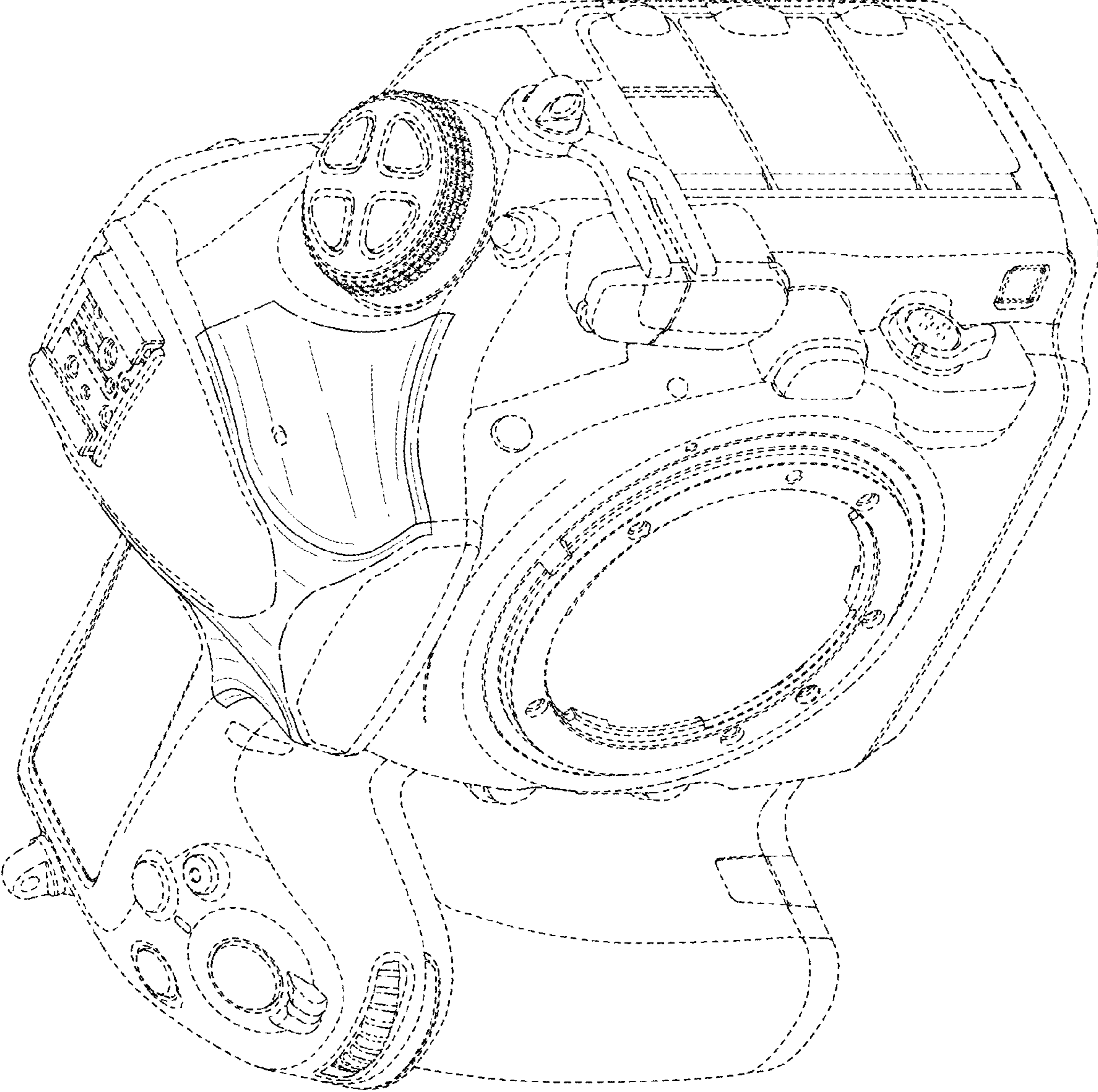


FIG.1

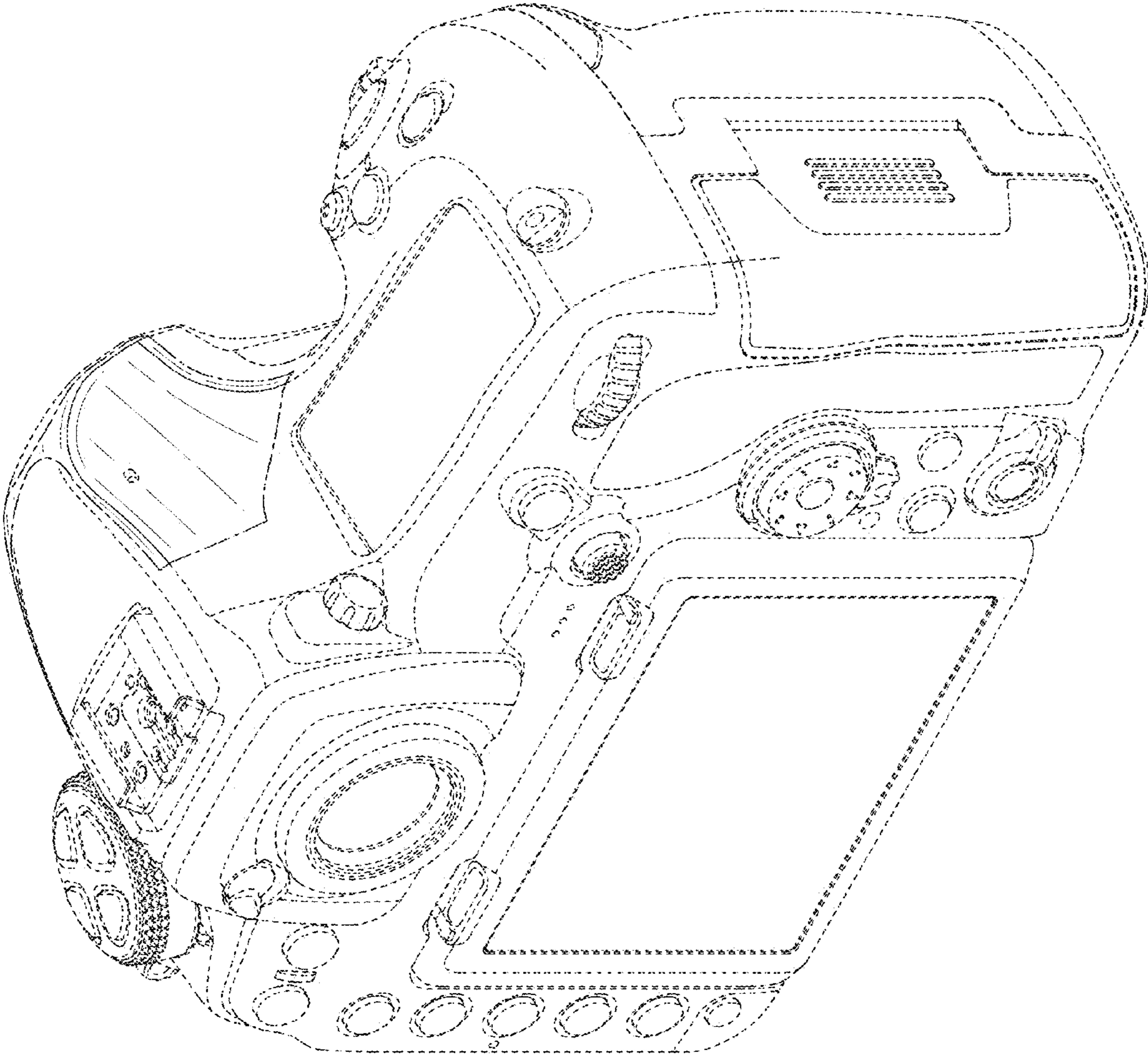


FIG.2

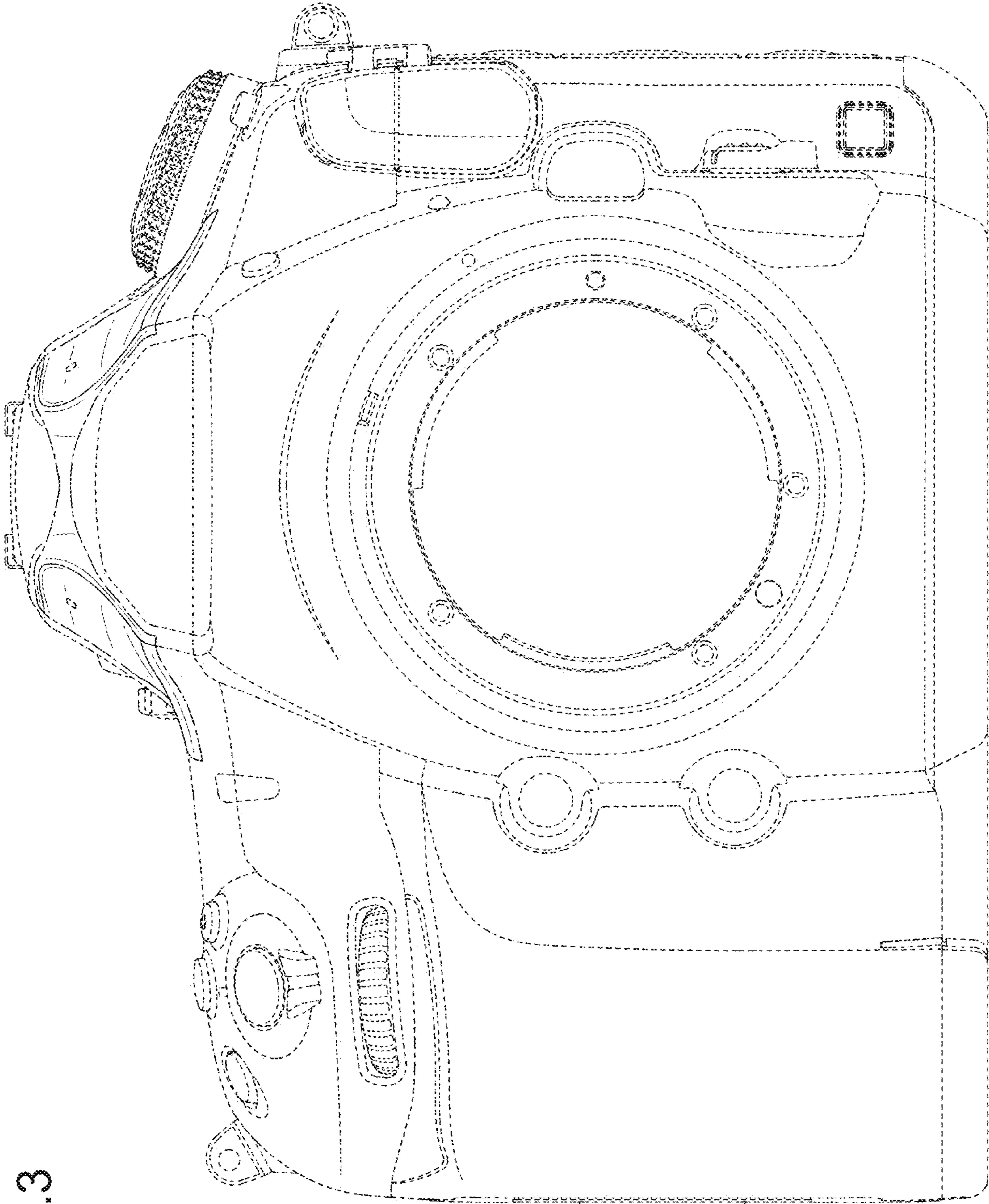


FIG.3

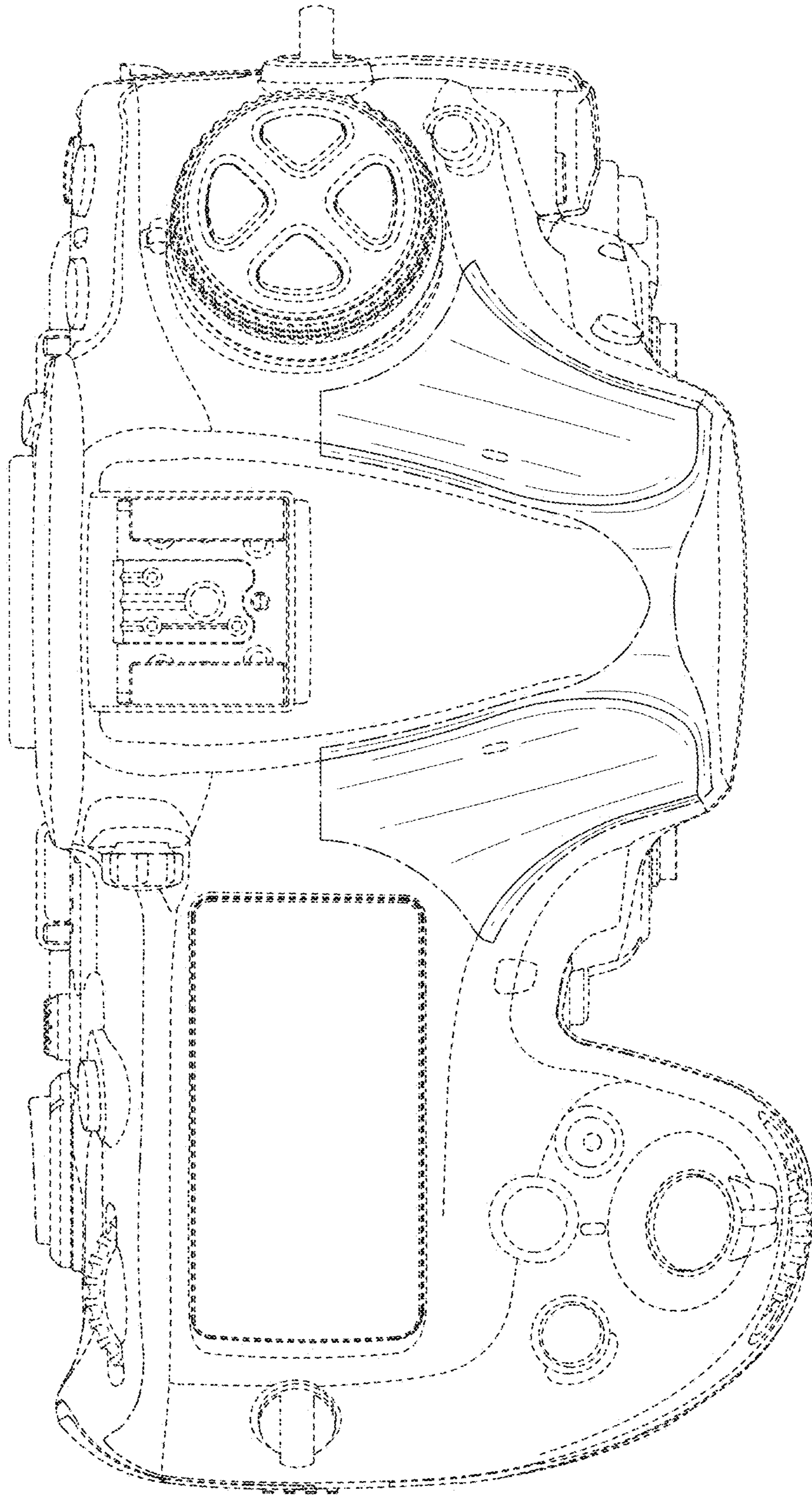


FIG.4

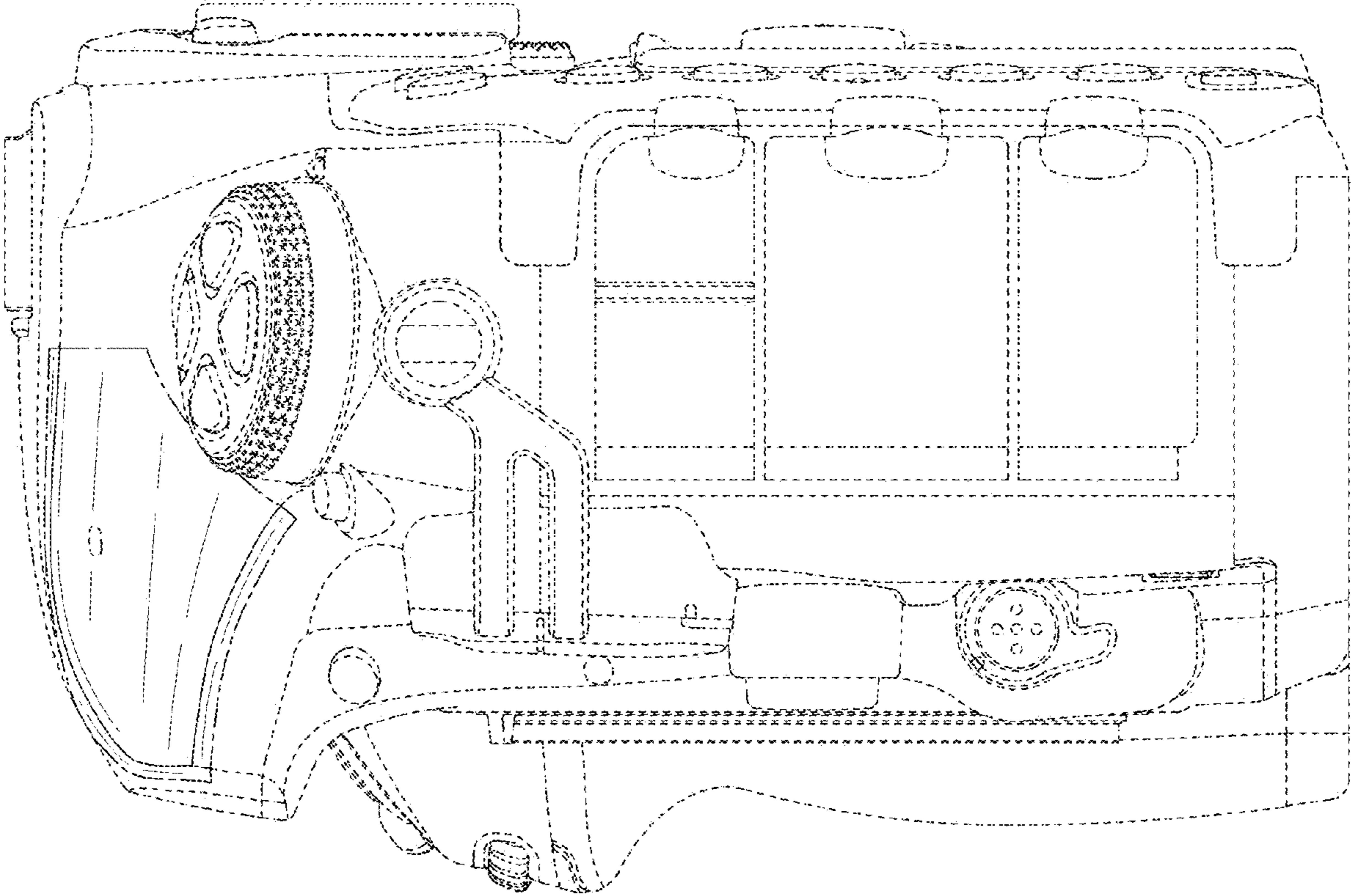


FIG.5

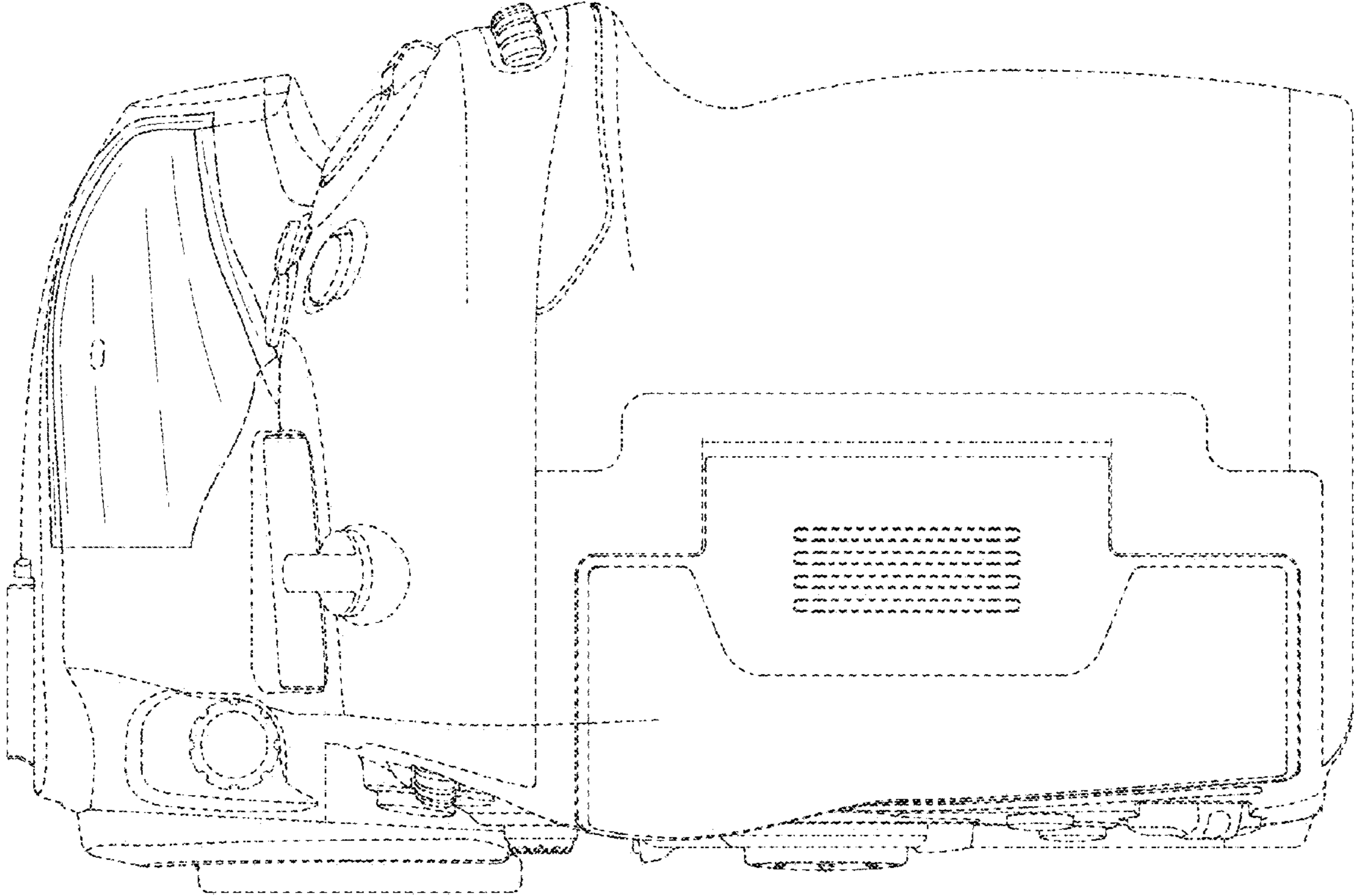


FIG. 6