



US00D898773S

(12) **United States Design Patent**  
**Arkwright et al.**

(10) **Patent No.:** **US D898,773 S**

(45) **Date of Patent:** **\*\* Oct. 13, 2020**

(54) **PUMP FOR NON-FLAMMABLE LIQUIDS**

(71) Applicant: **Reed Manufacturing Company**, Erie,  
PA (US)

(72) Inventors: **Christopher Arkwright**, Erie, PA (US);  
**Isaac Scott Howard**, East Springfield,  
PA (US); **Nicholas Anthony Eades**,  
North East, PA (US); **William Lewis**  
**Edwards, III**, Dubois, PA (US)

(73) Assignee: **Reed Manufacturing Company**, Erie,  
PA (US)

(\*\*) Term: **15 Years**

(21) Appl. No.: **29/674,668**

(22) Filed: **Dec. 22, 2018**

(51) **LOC (12) Cl.** ..... **15-01**

(52) **U.S. Cl.**  
USPC ..... **D15/7**

(58) **Field of Classification Search**  
USPC ..... D15/7-9; D23/231, 232, 225  
CPC ..... F02M 37/04; F02M 37/14; F04B 53/92;  
F04B 1/005; F04B 41/02; F04B 35/06;  
F04B 53/00; B23K 28/00  
See application file for complete search history.

(56) **References Cited**

U.S. PATENT DOCUMENTS

- 3,549,015 A \* 12/1970 Willinger ..... A01K 63/10  
210/416.2
- 3,963,376 A \* 6/1976 Miskin ..... F04B 49/04  
417/40
- D280,902 S \* 10/1985 Maruyama ..... D15/7
- D280,991 S \* 10/1985 Maruyama ..... D15/7
- D280,992 S \* 10/1985 Maruyama ..... D15/7
- 4,552,515 A \* 11/1985 Endo ..... B67D 7/0205  
137/147
- D283,225 S \* 4/1986 Canvasser ..... D15/7

- D295,522 S \* 5/1988 Martin ..... D15/7
- D296,103 S \* 6/1988 Harvey ..... D15/7
- D299,720 S \* 2/1989 Yoo ..... D15/7
- D327,275 S \* 6/1992 Sheldon ..... D15/7
- 6,447,261 B1 \* 9/2002 McCook ..... F04B 17/03  
417/234
- D643,053 S \* 8/2011 Langlois ..... D15/144
- D691,641 S \* 10/2013 Landry ..... D15/7
- 9,273,677 B2 \* 3/2016 Youell ..... F04B 23/021
- D800,176 S \* 10/2017 Soto ..... D15/7
- D828,401 S \* 9/2018 Leggett ..... D15/7
- D838,750 S \* 1/2019 Wang ..... D15/7

(Continued)

*Primary Examiner* — Mitchell I. Siegel

(74) *Attorney, Agent, or Firm* — Robert M. Bauer; Bauer  
Law Offices

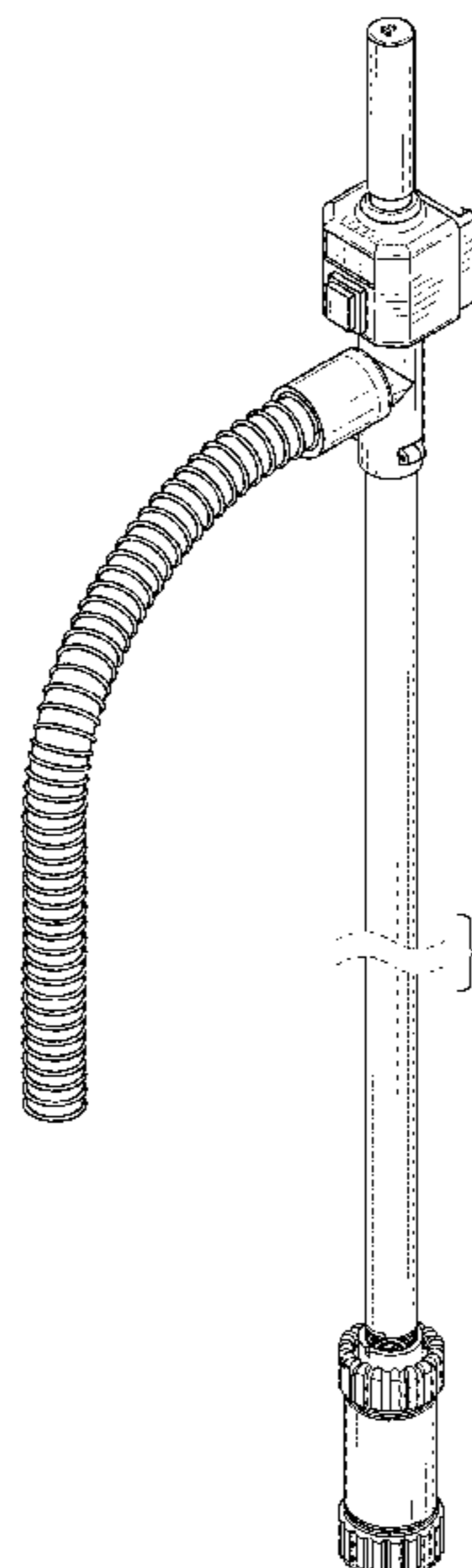
(57) **CLAIM**

The ornamental design for a pump for non-flammable liquids, as shown and described.

**DESCRIPTION**

FIG. 1 is a first perspective view of the inventive design. FIG. 2 is a front view of the design in FIG. 1. FIG. 3 is a rear view of the design in FIG. 1. FIG. 4 is a left view of the design in FIG. 1. FIG. 5 is a right view of the design in FIG. 1. FIG. 6 is a top view of the design in FIG. 1. FIG. 7 is a bottom view of the design in FIG. 1; and, FIG. 8 is a second perspective view of the design in FIG. 1, with the flexible hose being shown in an alternate position. The broken away symbols in the drawings indicate the appearance of any portion of the article between the break lines forms no part of the claimed design. The broken line showing an installed battery (FIG. 8) is included for the purpose of illustrating unclaimed subject matter and forms no part of the claimed design.

**1 Claim, 5 Drawing Sheets**



(56)

**References Cited**

U.S. PATENT DOCUMENTS

D852,851 S \* 7/2019 Wang ..... D15/7  
D863,363 S \* 10/2019 Exley ..... D15/7

\* cited by examiner

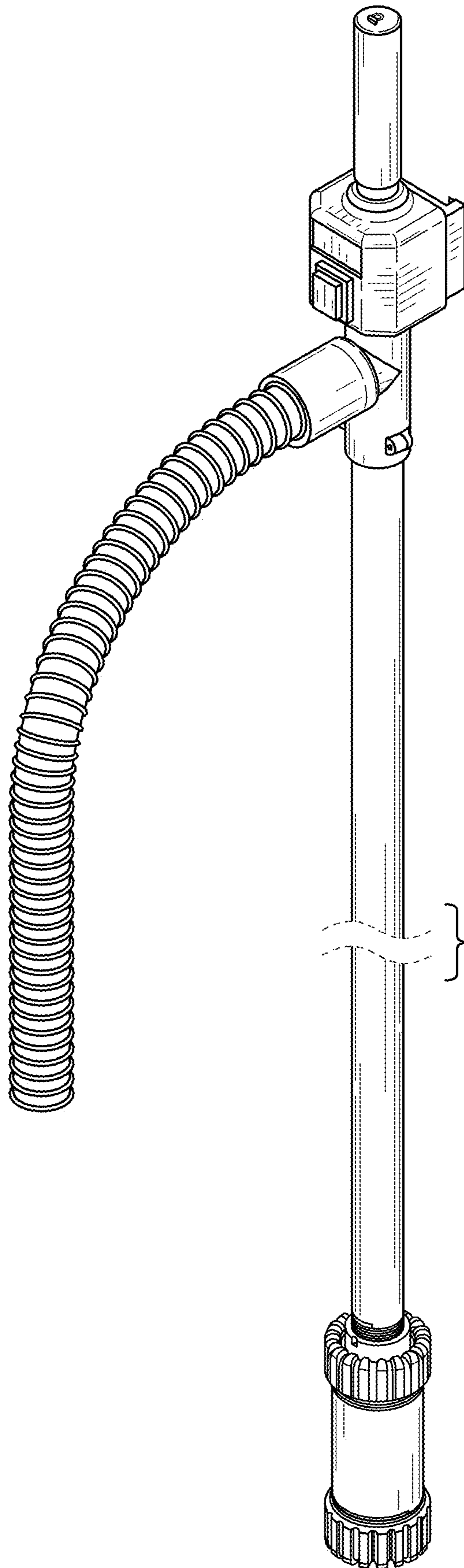


FIG. 1

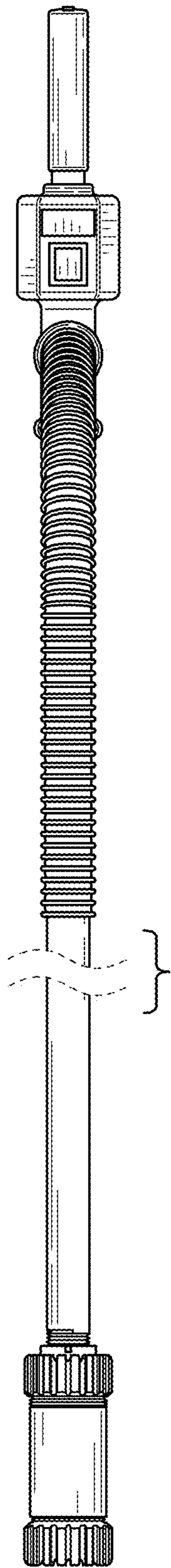


FIG. 2

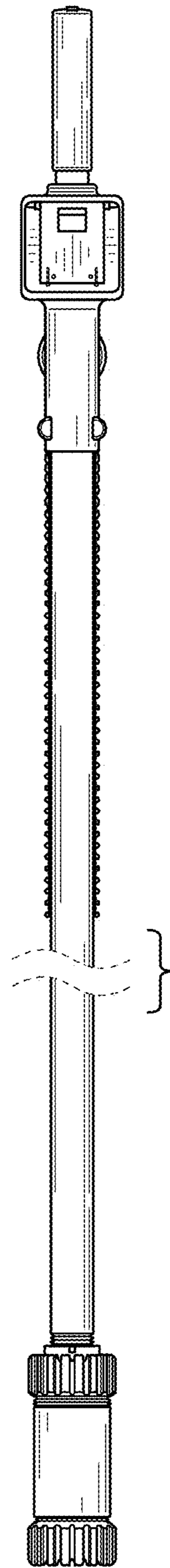


FIG. 3

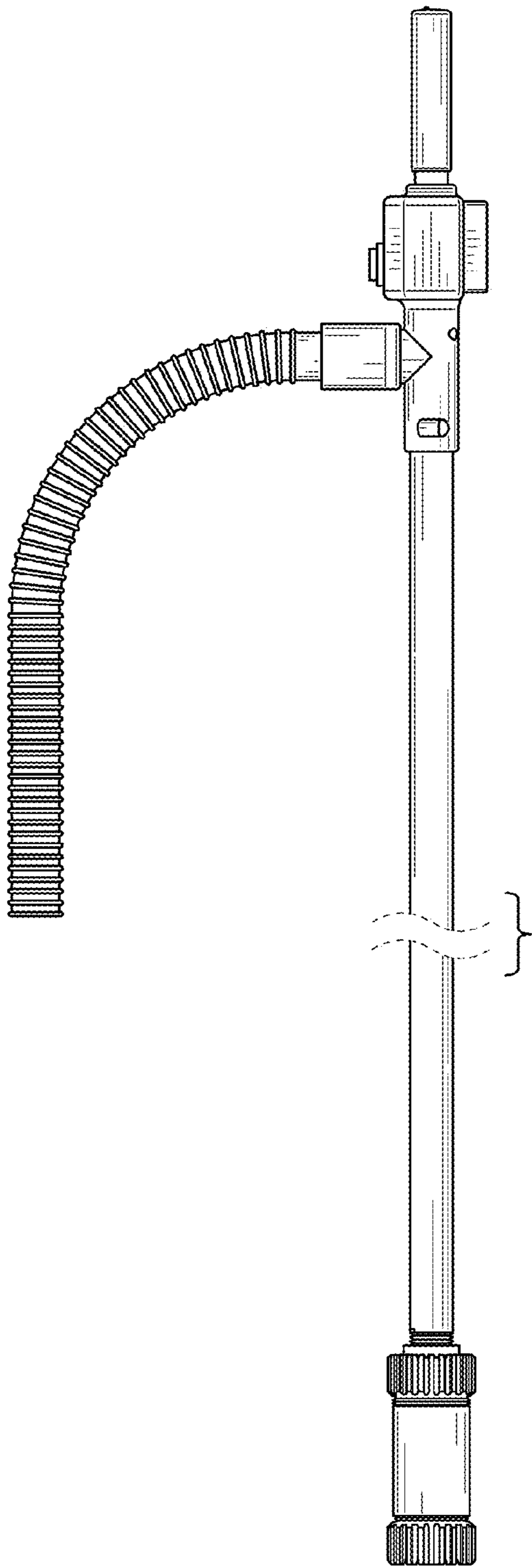


FIG. 4

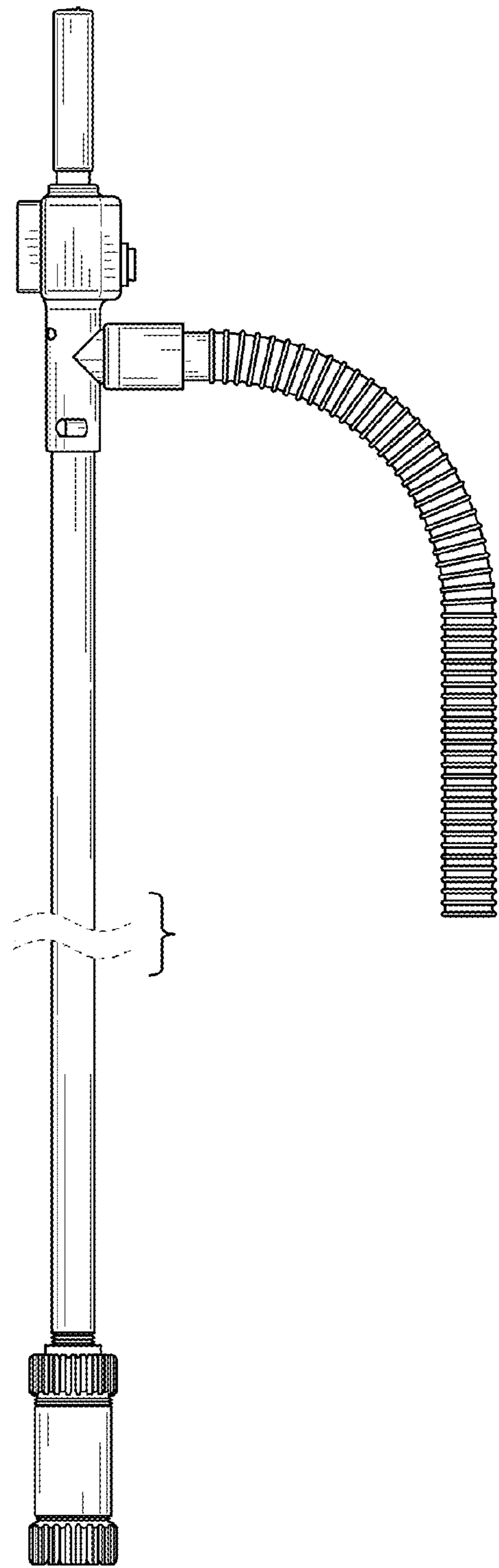


FIG. 5

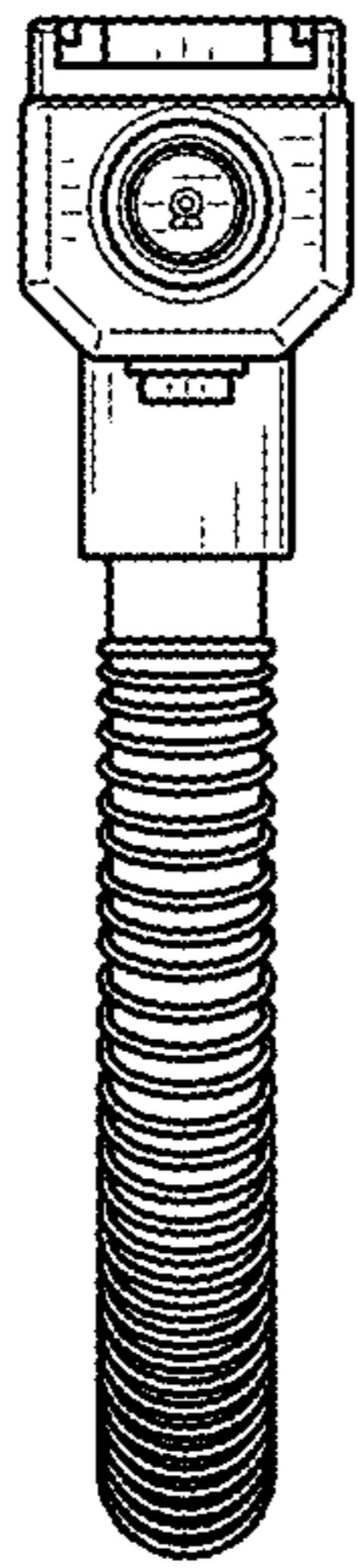


FIG. 6




FIG. 7

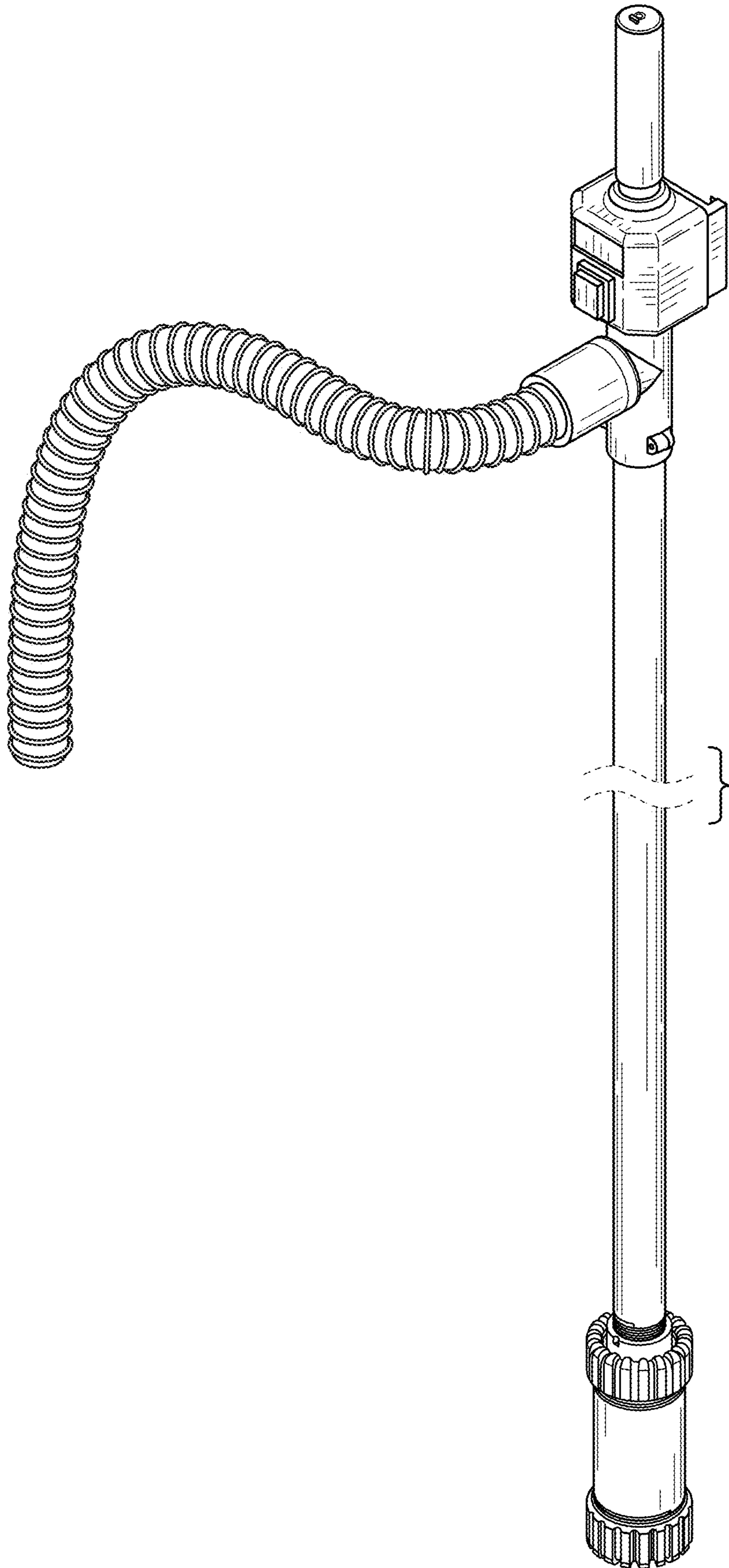


FIG. 8