

US00D898743S

(12) **United States Design Patent** (10) **Patent No.:** **US D898,743 S**  
**He** (45) **Date of Patent:** **\*\* Oct. 13, 2020**

(54) **FOUR-IN-ONE MULTIFUNCTIONAL DATA CABLE**

D726,114 S \* 4/2015 Nook ..... D13/133  
D735,141 S \* 7/2015 Fries ..... D13/147  
D736,711 S \* 8/2015 Fries ..... D13/147

(Continued)

(71) Applicant: **Dongguan City Jiangnan Electronics Co., Ltd**, Guangdong (CN)

(72) Inventor: **Tiejun He**, Guangdong (CN)

(\*\*) Term: **15 Years**

(21) Appl. No.: **29/693,909**

(22) Filed: **Jun. 6, 2019**

(51) **LOC (12) Cl.** ..... **14-99**

(52) **U.S. Cl.**  
USPC ..... **D14/433**; D13/153

(58) **Field of Classification Search**  
USPC ..... D13/110, 118, 120, 123, 133,  
D13/137.1-137.4, 139.1-139.8, 146, 147,  
D13/153, 154, 184; D14/432, 433, 435.1,  
D14/438, 439

CPC ..... H01R 25/00; H01R 25/003; H01R 27/00;  
H01R 27/02; H01R 31/005; H01R 24/28  
See application file for complete search history.

(56) **References Cited**

**U.S. PATENT DOCUMENTS**

D450,303 S \* 11/2001 Milan ..... D13/147  
D451,480 S \* 12/2001 Milan ..... D13/147  
D451,888 S \* 12/2001 Milan ..... D13/147  
D549,662 S \* 8/2007 Lee ..... D13/154  
7,473,141 B2 \* 1/2009 Liao ..... H01R 13/62  
439/638  
D588,546 S \* 3/2009 Lee ..... D13/154  
D634,710 S \* 3/2011 Hsieh ..... D13/147  
8,550,856 B2 \* 10/2013 Lin ..... H01R 31/06  
439/638  
8,721,369 B1 \* 5/2014 Hsiao ..... H01R 27/00  
439/638  
D708,140 S \* 7/2014 Nook ..... D13/133  
D711,383 S \* 8/2014 Lam ..... D14/433

**OTHER PUBLICATIONS**

Cable 4-in-1 "S22 Magic cube" charging data sync, online, no post date, URL: <https://hocotech.com/product/phone-accessories/cables/2-in-1-3-in-1/cable-4-in-1-s22-magic-cube-charging-data-sync/>, retrieved Apr. 21, 2020.\*

*Primary Examiner* — Jeffrey D Asch

*Assistant Examiner* — Rebekah A Caruso

(74) *Attorney, Agent, or Firm* — Prakash Nama; Global IP Services, PLLC

(57) **CLAIM**

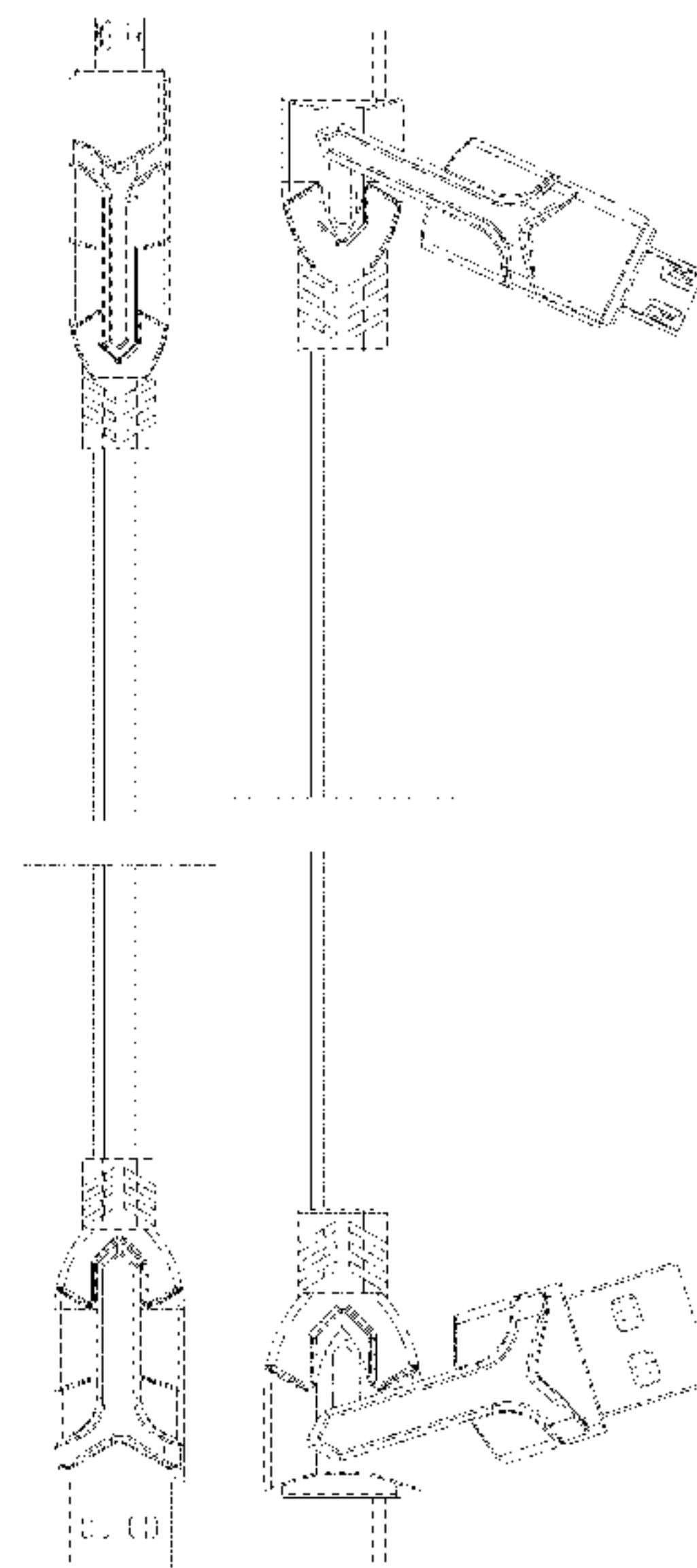
The ornamental design for a four-in-one multifunctional data cable, as shown and described.

**DESCRIPTION**

FIG. 1 is a front elevational view of a four-in-one multifunctional data cable showing my new design; FIG. 2 is a rear elevational view thereof; FIG. 3 is a left side view thereof; FIG. 4 is a right side view thereof; FIG. 5 is a top plan view thereof; FIG. 6 is a bottom plan view thereof; FIG. 7 is a perspective view thereof; FIG. 8 is another perspective view thereof; FIG. 9 is a front elevational view thereof, shown in an alternate configuration; and, FIG. 10 is a perspective view thereof, shown in an alternate configuration.

The broken lines depict portions of the four-in-one multifunctional data cable that form no part of the claimed design. The Four-in-one multifunctional data cable is shown with a symbolic break in its length. The appearance of any portion of the article between the break lines forms no part of the claimed design.

**1 Claim, 9 Drawing Sheets**



(56)

**References Cited**

U.S. PATENT DOCUMENTS

D739,354 S *	9/2015	Nook .....	D13/133
D739,356 S *	9/2015	Lin .....	D13/146
D739,824 S *	9/2015	Lin .....	D13/146
D754,606 S *	4/2016	Nook .....	D13/133
D819,576 S *	6/2018	Hahn .....	D13/153
D543,156 S *	11/2019	Suckle .....	D13/154
10,483,704 B1 *	11/2019	Solland .....	H01R 27/00

\* cited by examiner

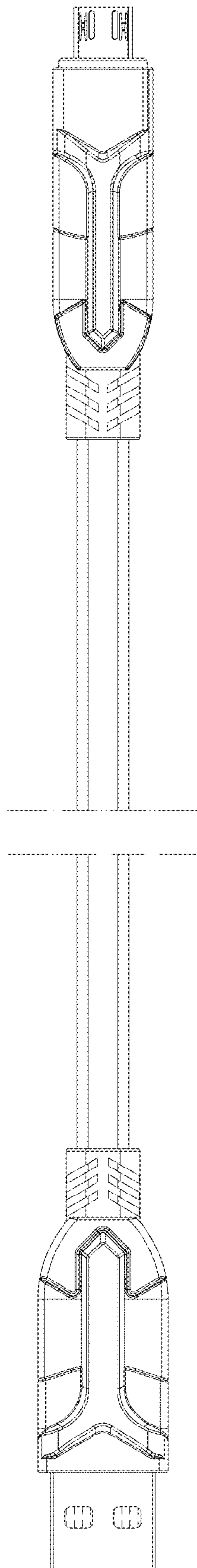


Fig. 1

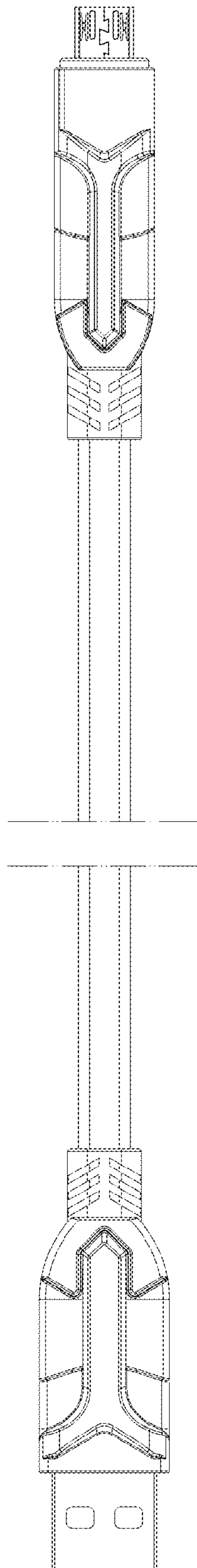


Fig. 2

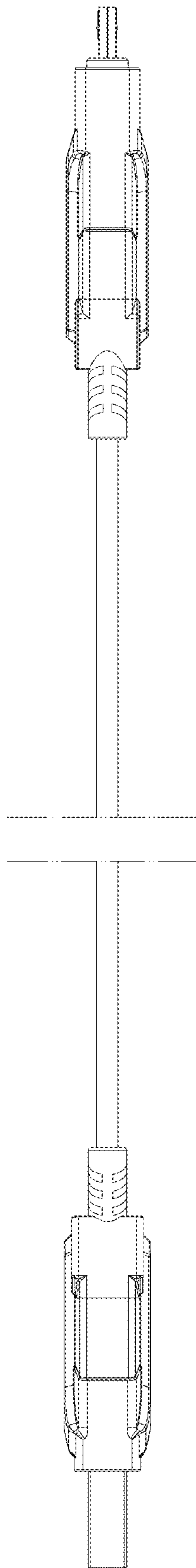


Fig. 3

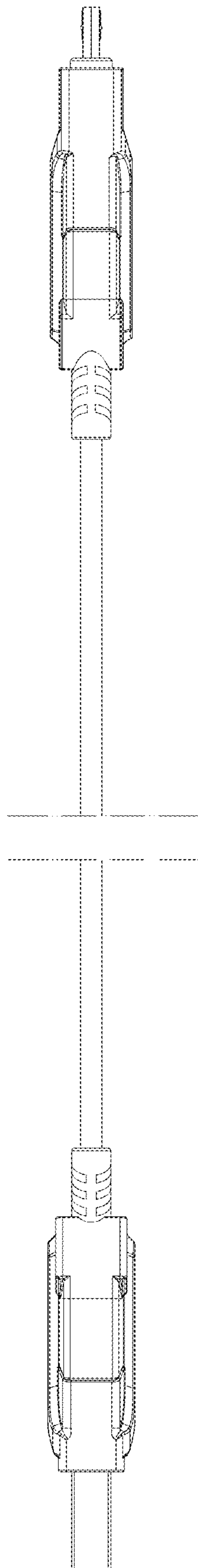


Fig. 4

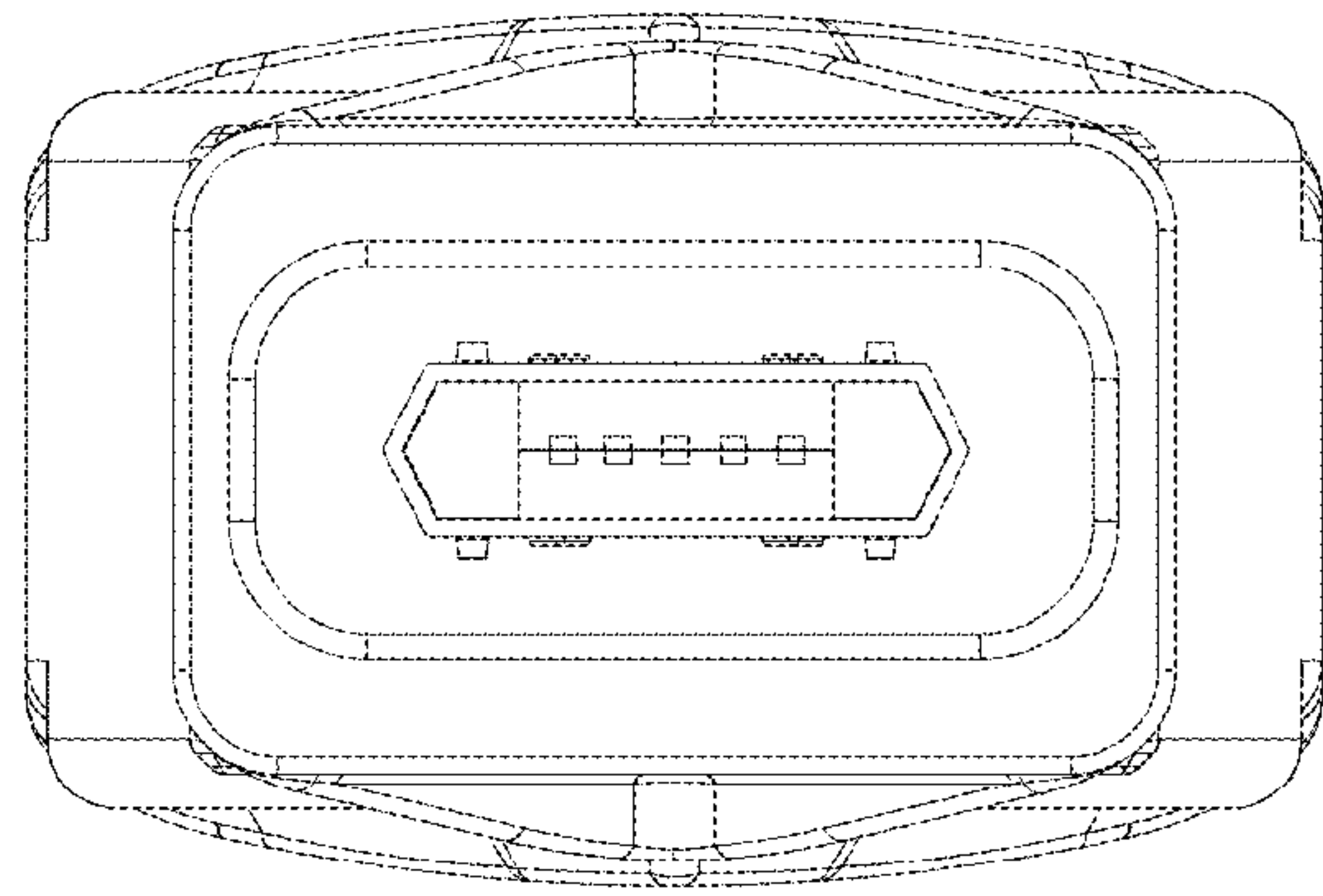


Fig. 5

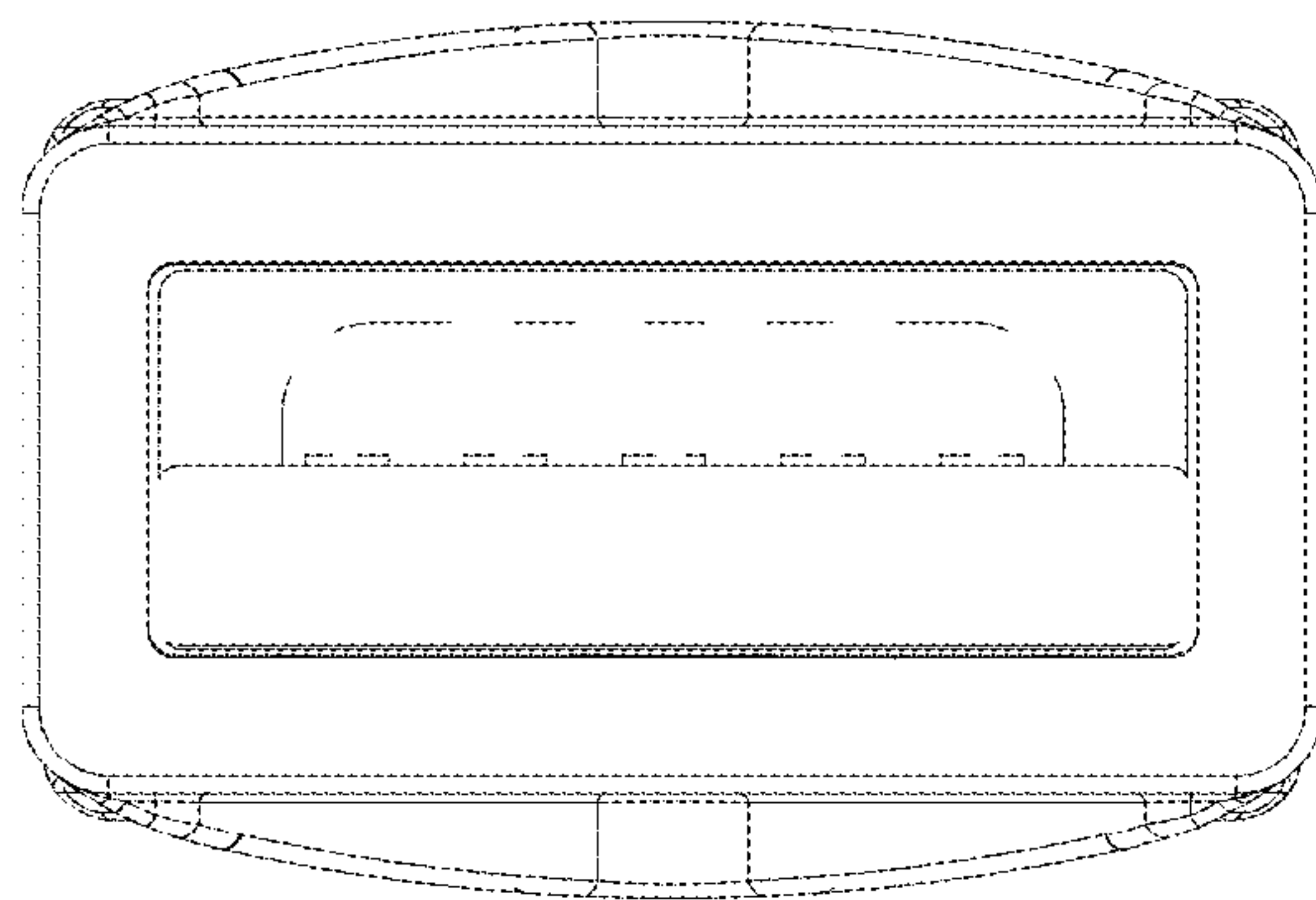


Fig. 6



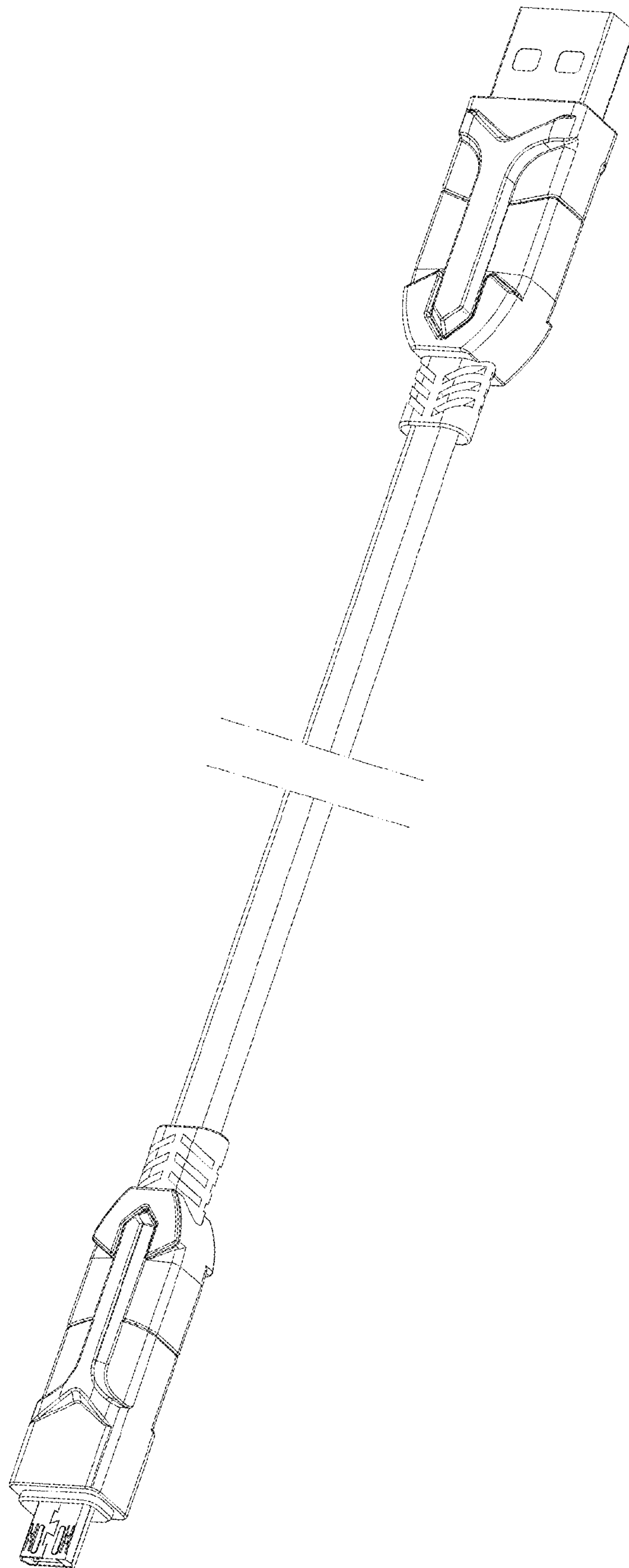


Fig. 7



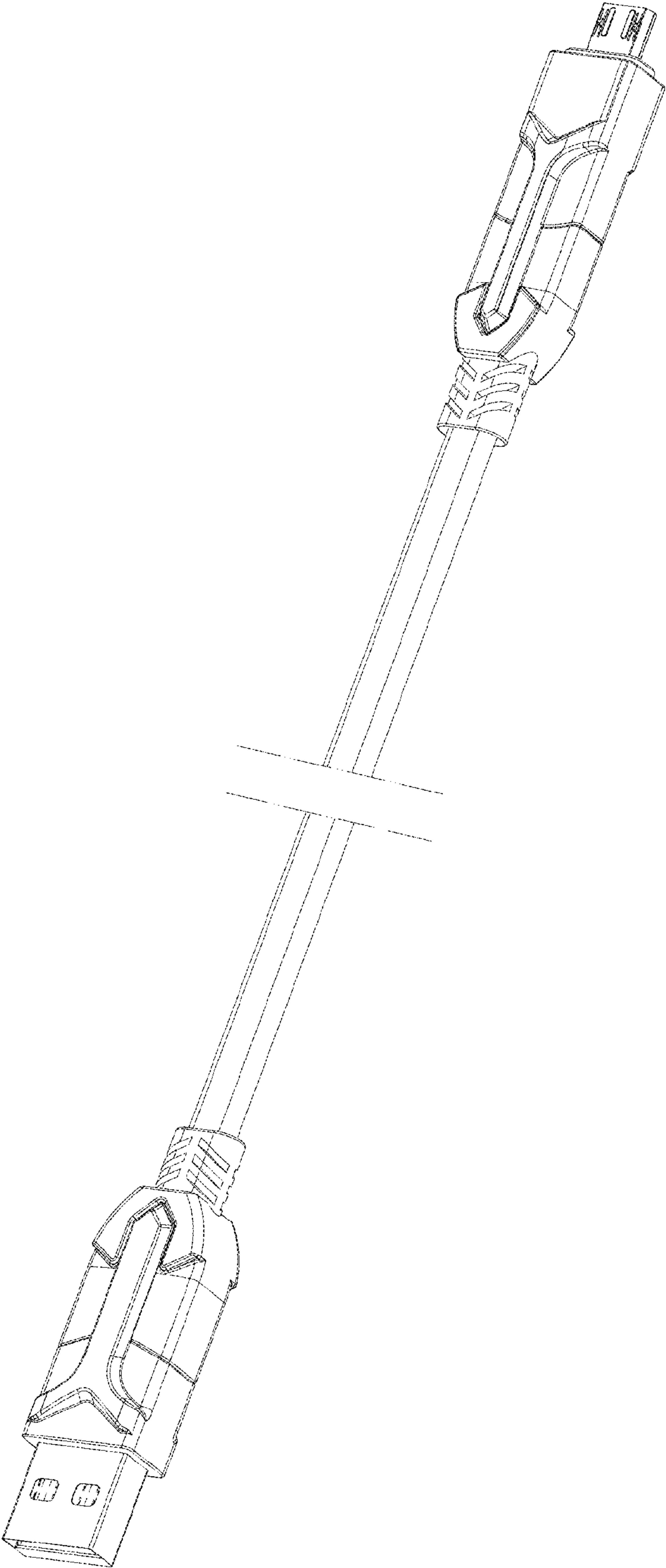


Fig. 8

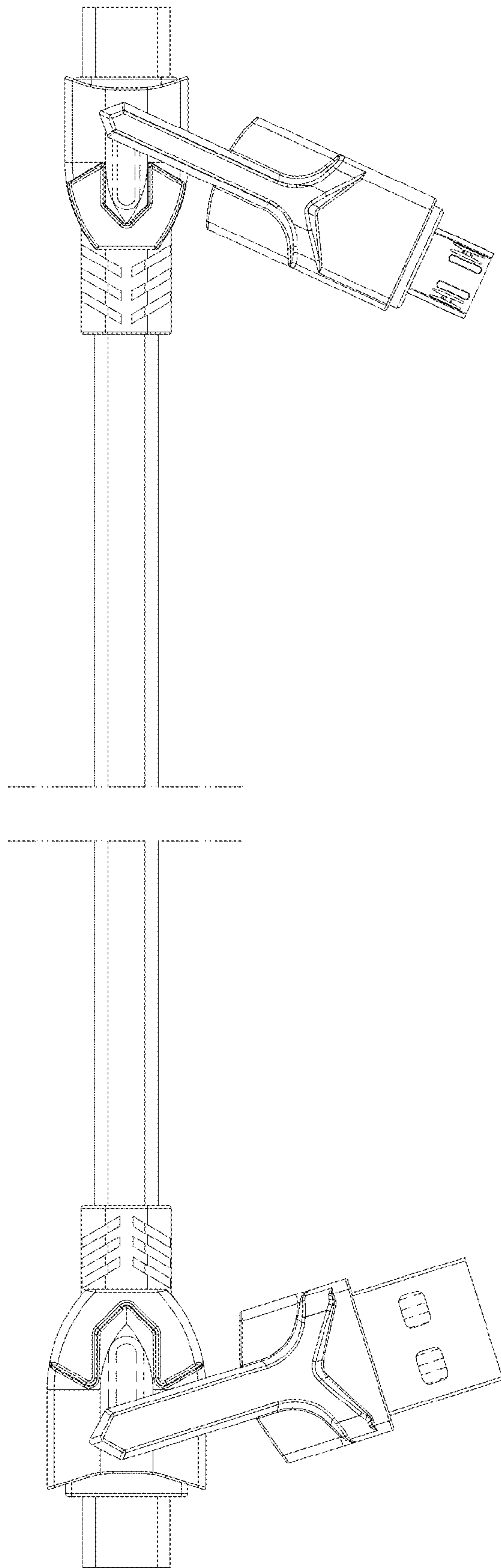


Fig. 9

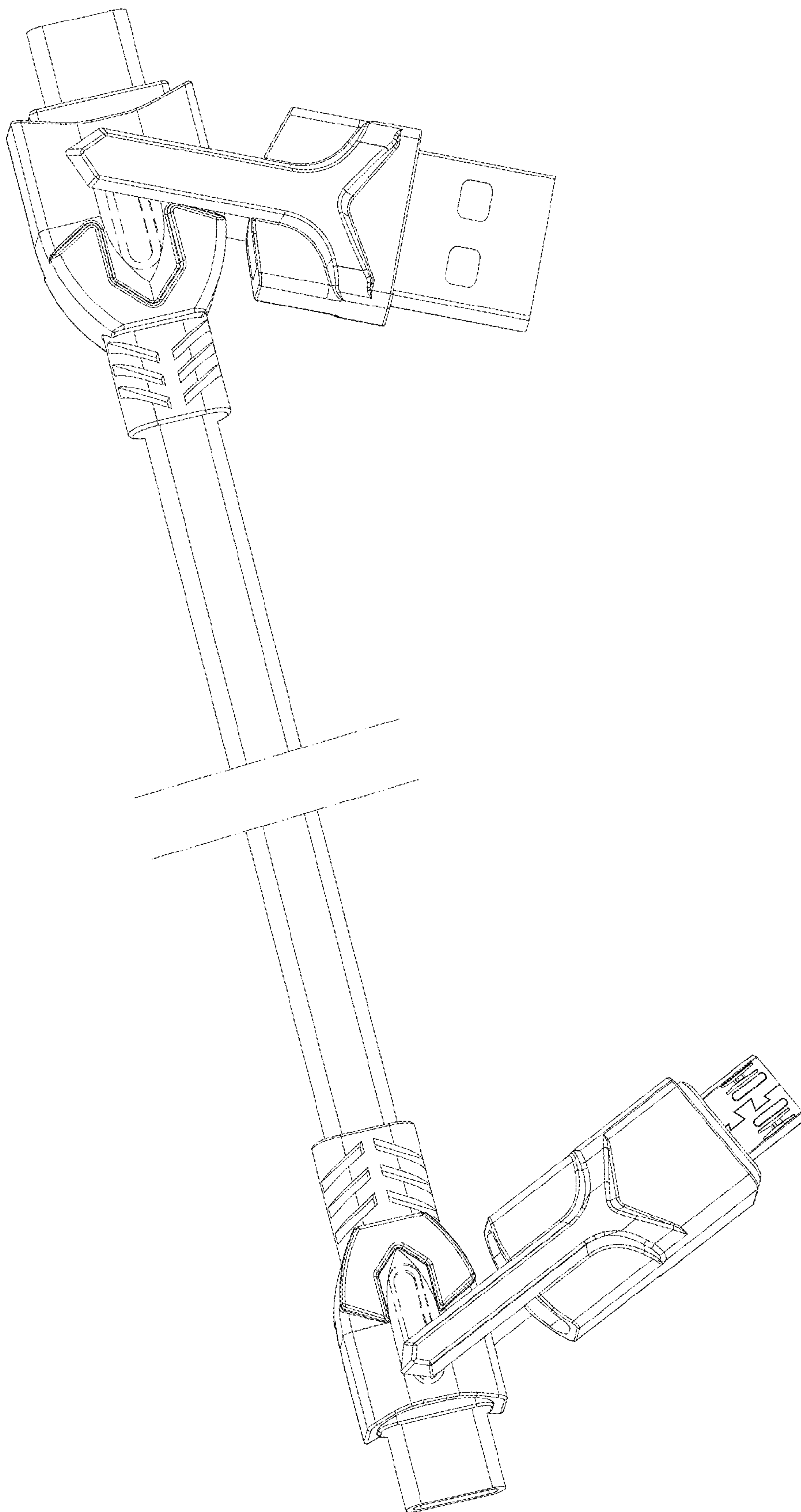


Fig. 10