



US00D898723S

(12) **United States Design Patent**
Jung

(10) **Patent No.:** **US D898,723 S**
(45) **Date of Patent:** **** Oct. 13, 2020**

(54) **CASE FOR ELECTRONIC COMMUNICATIONS DEVICE**

- (71) Applicant: **SPIGEN KOREA CO., LTD.**, Seoul (KR)
- (72) Inventor: **Soo Ha Jung**, Seoul (KR)
- (73) Assignee: **Spigen Korea CO., LTD.**, Seoul (KR)
- (**) Term: **15 Years**
- (21) Appl. No.: **29/698,541**
- (22) Filed: **Jul. 17, 2019**

Related U.S. Application Data

- (63) Continuation of application No. 29/626,338, filed on Nov. 16, 2017, now Pat. No. Des. 859,392.
- (51) **LOC (12) Cl.** **14-03**
- (52) **U.S. Cl.**
USPC **D14/250**
- (58) **Field of Classification Search**
USPC D14/440, 203.3–203.7, 439, 238.1, D14/251–253, 447, 217, 240, 248, 250;
(Continued)

(56) **References Cited**

U.S. PATENT DOCUMENTS

- D637,590 S 5/2011 Michie et al.
- D647,895 S * 11/2011 Fathollahi D14/250
(Continued)

Primary Examiner — Carla J Wright

(74) *Attorney, Agent, or Firm* — Heedong Chae; Lucem, PC

(57) **CLAIM**

The ornamental design for a case for electronic communications device, as shown and described.

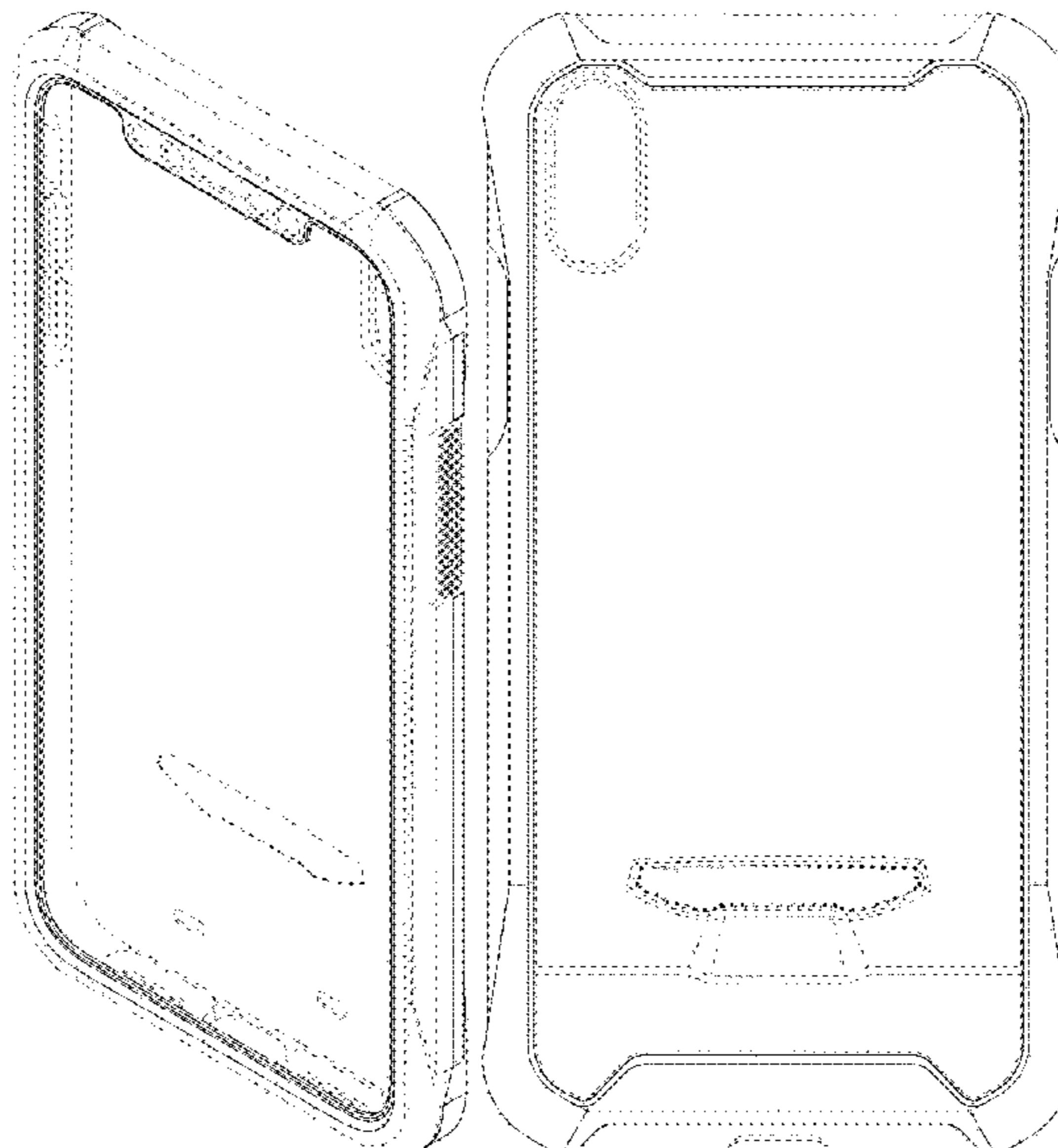
DESCRIPTION

FIG. 1 is a front perspective view of a case for electronic communications device showing my new design in an environment of use;
 FIG. 2 is a rear perspective view thereof;
 FIG. 3 is a front elevational view thereof;
 FIG. 4 is a rear elevational view thereof;
 FIG. 5 is a left side elevational view thereof;
 FIG. 6 is a right side elevational view thereof;
 FIG. 7 is a top plan view thereof;
 FIG. 8 is a bottom plan view thereof;
 FIG. 9 is a front perspective view showing the front outer frame component of the case in isolation;
 FIG. 10 is a rear perspective view showing the front outer frame component of the case in isolation;
 FIG. 11 is a front perspective view showing the rear outer frame component of the case in isolation;
 FIG. 12 is a rear perspective view showing the rear outer frame component of the case in isolation;
 FIG. 13 is an exploded front perspective view showing the front outer frame component and rear outer frame component separated from each other and separated from the environmental subject matter for clarity of disclosure; and,
 FIG. 14 is an exploded rear perspective view showing the front outer frame component and rear outer frame component separated from each other and separated from the environmental subject matter for clarity of disclosure.

For clarity of disclosure, the components of the case for electronic communications device are shown in isolation in FIGS. 9-12 and separated in FIGS. 13-14. Although the case for electronic communications device, in which the claimed design is embodied, has a front outer frame component and a rear outer frame component, the claim is directed to the overall ornamental appearance of the case in its entirety and does not extend to the ornamental appearance of each of the individual components.

The broken lines throughout the drawing figures depict environmental subject matter and portions of the case for electronic communications device that form no part of the claimed design.

1 Claim, 14 Drawing Sheets



(58) Field of Classification Search

USPC D3/201, 218, 247, 269, 273, 301, 303;
D13/103, 119, 107-108
CPC H04B 1/3888; H04M 1/0283; H04M
1/0202; A45C 1/06; A45C 11/00; A45C
13/02; A45C 2011/002; A45F 2005/026;
A45F 2200/0525; A45F 2200/0516
See application file for complete search history.

(56) References Cited

U.S. PATENT DOCUMENTS

D655,288 S 3/2012 de Jong et al.
D678,871 S 3/2013 Mishan et al.
D709,509 S * 7/2014 Kim D14/440
D718,316 S * 11/2014 Veltz D14/440
D736,777 S 8/2015 Rayner
D754,133 S 4/2016 Chen et al.
D754,651 S 4/2016 Roberts et al.
D755,772 S * 5/2016 Sasaki D14/250
D756,343 S * 5/2016 Wall D14/250
D757,704 S 5/2016 Roberts et al.
D761,263 S 7/2016 Brinkman et al.
D762,202 S 7/2016 Tseng et al.
D762,203 S 7/2016 Chin et al.
D762,631 S * 8/2016 Kim D14/250
D763,242 S 8/2016 Kim
D765,634 S 9/2016 McCray et al.
D765,638 S 9/2016 Gaylord
D766,885 S * 9/2016 Armstrong D14/250
D767,554 S 9/2016 Bertrand et al.
D772,211 S * 11/2016 Poon D14/250
D775,614 S 1/2017 Kim
D775,617 S 1/2017 Samson
D776,102 S 1/2017 Kim
D776,104 S * 1/2017 Tien D14/250
D779,471 S * 2/2017 Tien D14/250
D780,164 S 2/2017 Lee
D780,165 S 2/2017 Lee
D780,167 S * 2/2017 Tien D14/250
D781,277 S 3/2017 Cameron
D782,456 S 3/2017 Park et al.
D782,460 S 3/2017 Bertrand et al.

D783,585 S 4/2017 Park
D783,588 S * 4/2017 Chang D14/250
D784,309 S 4/2017 Lee et al.
D786,232 S 5/2017 Kim
D786,851 S 5/2017 Kim
9,675,150 B2 6/2017 Kim
D792,886 S * 7/2017 Schwibner D14/440
D794,626 S * 8/2017 Armstrong D14/250
D802,572 S 11/2017 Harris
D802,577 S * 11/2017 Ahn D14/250
D808,376 S 1/2018 Kim
D817,315 S 5/2018 Dickie
D828,359 S 9/2018 Burmester
D830,367 S 10/2018 Chang
D831,636 S 10/2018 Zhu
D832,831 S 11/2018 Zhang
D834,026 S 11/2018 Moor et al.
D837,772 S * 1/2019 Jung D14/250
D837,780 S 1/2019 Eulette
D837,797 S 1/2019 Wright et al.
D838,263 S * 1/2019 Yun D14/250
D839,252 S 1/2019 Lim et al.
D839,254 S 1/2019 Nazar
D840,383 S * 2/2019 Ryu D14/248
D845,939 S 4/2019 Igarashi
D845,942 S 4/2019 Massey et al.
D845,944 S 4/2019 Gronewoller et al.
D848,436 S 5/2019 Siedow
D852,177 S * 6/2019 Cho D14/248
D852,203 S 6/2019 Rui
D859,392 S * 9/2019 Jung D14/250
D861,661 S * 10/2019 Kim D14/250
D862,448 S * 10/2019 Jung D14/250
D862,449 S * 10/2019 Jung D14/250
D874,451 S * 2/2020 Yu D14/250
2012/0018325 A1 1/2012 Kim
2014/0076753 A1 * 3/2014 Limber H04B 1/3888
206/320
2015/0001104 A1 1/2015 Kim
2016/0142522 A1 5/2016 Kim
2017/0013925 A1 1/2017 Fathollahi
2017/0027292 A1 2/2017 Hibino
2017/0230072 A1 8/2017 Kim
2018/0262227 A1 * 9/2018 Lee H04M 1/0202

* cited by examiner

FIG. 1

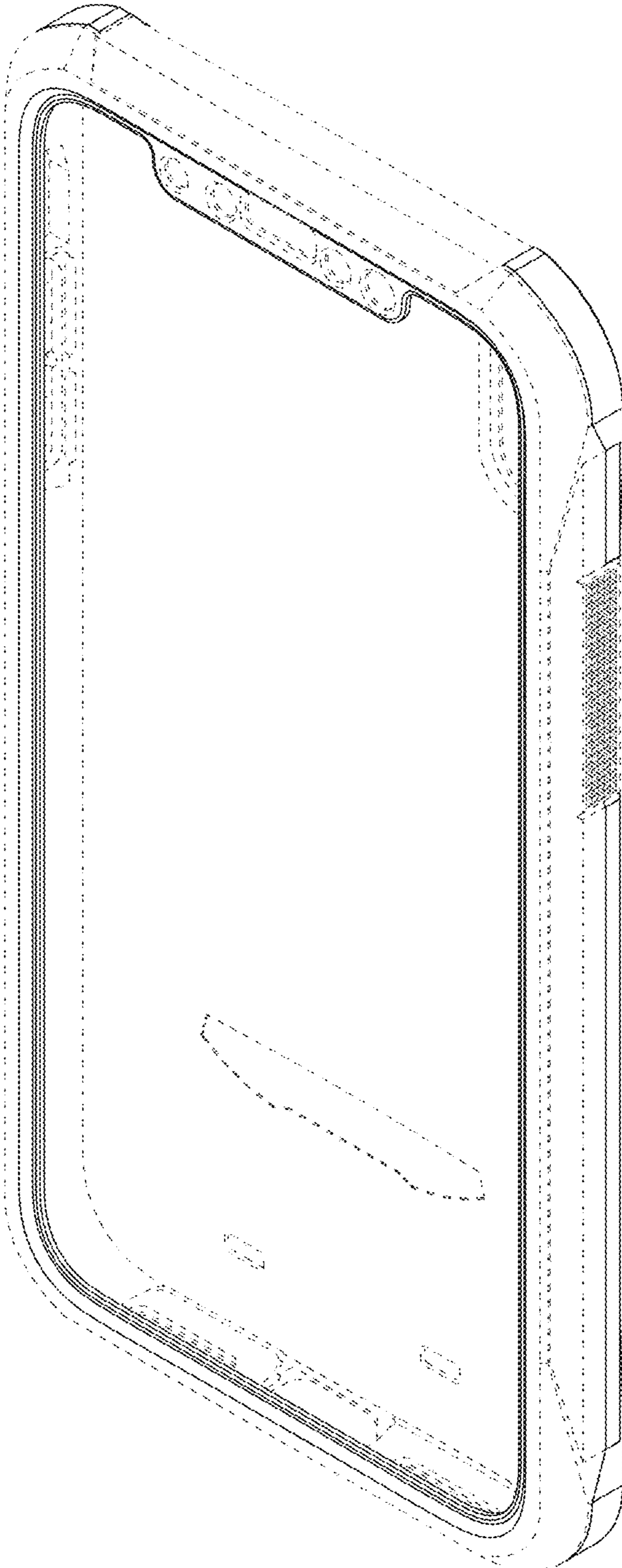


FIG. 2

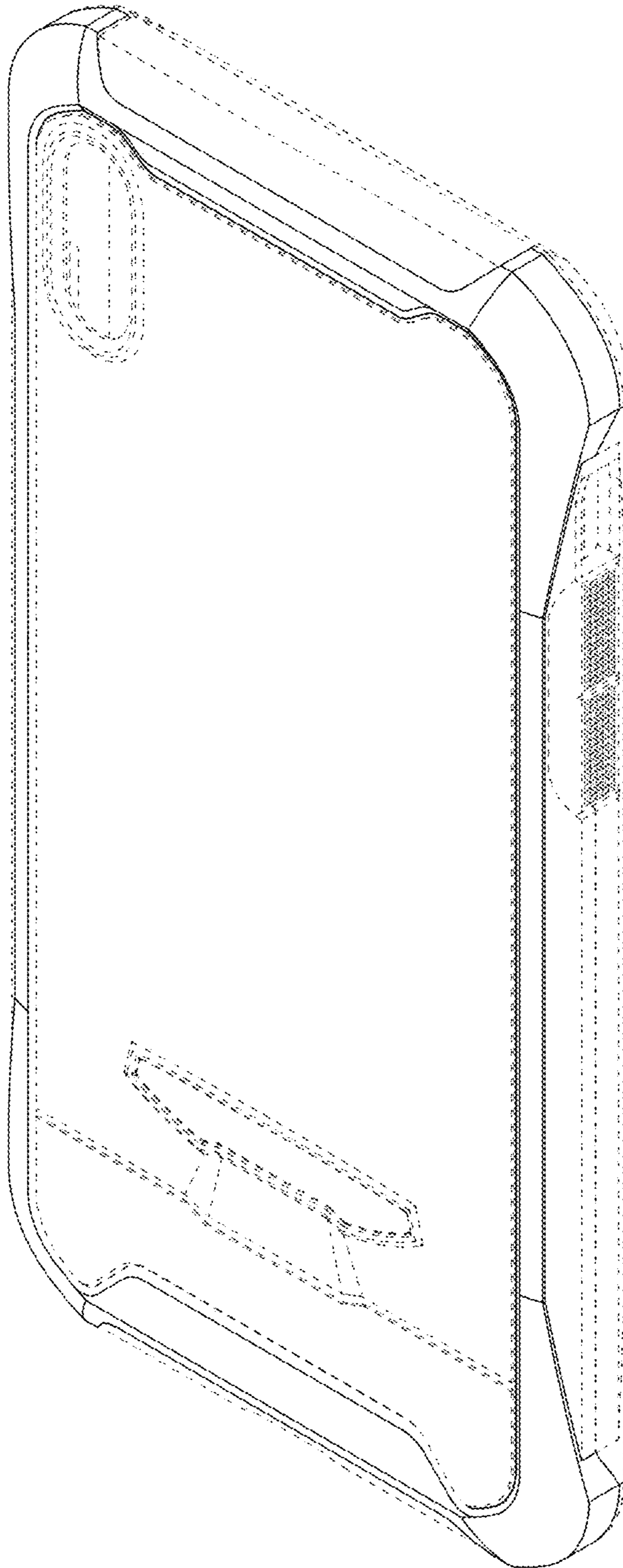


FIG. 3




FIG. 4

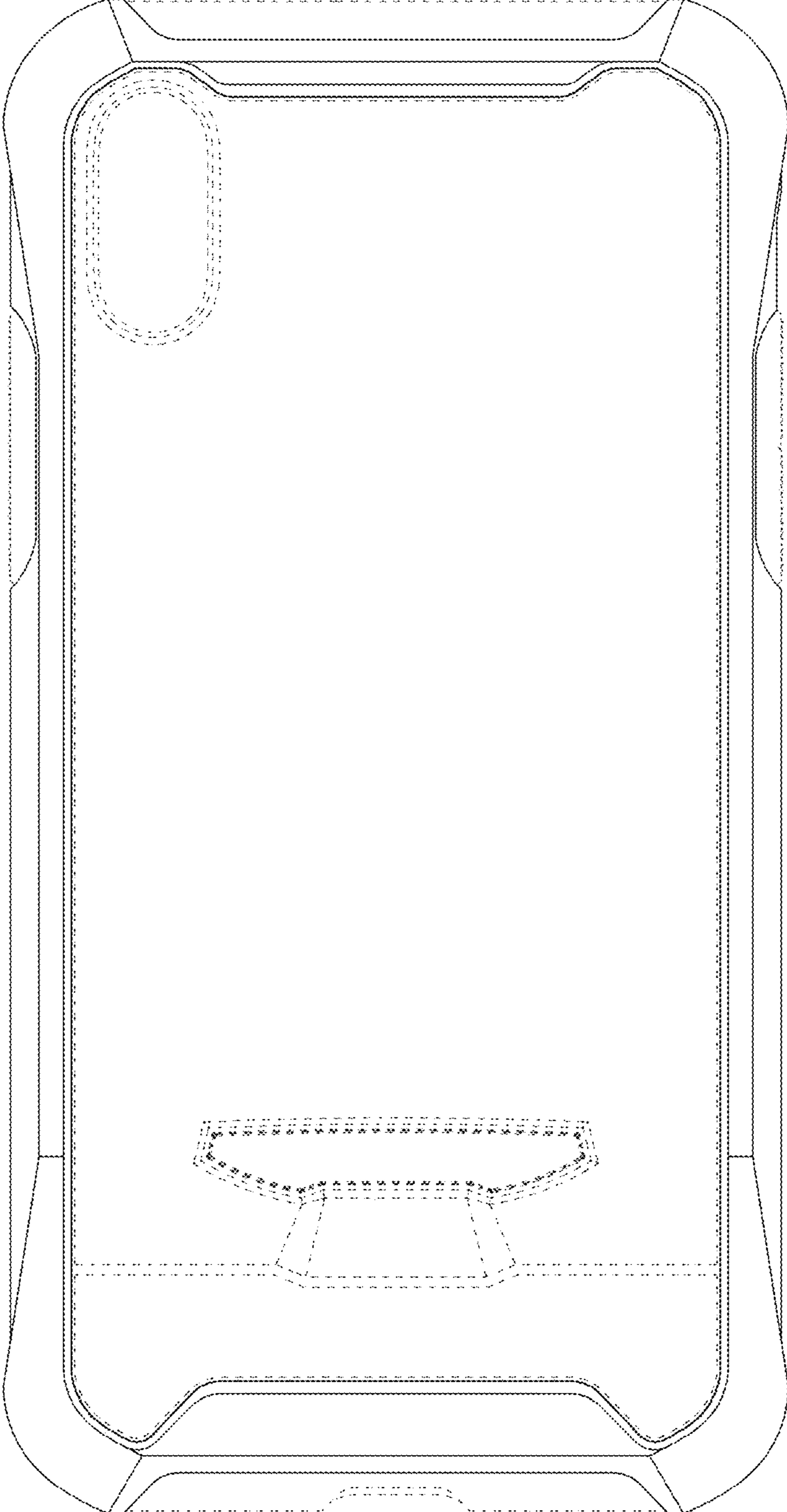


FIG. 5

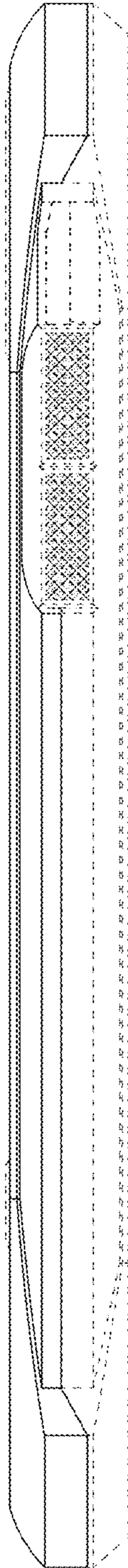


FIG. 6

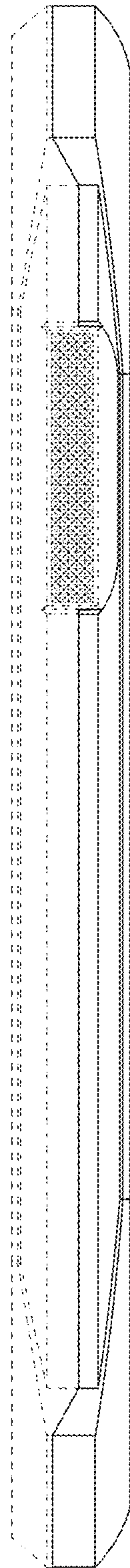


FIG. 7




FIG. 8

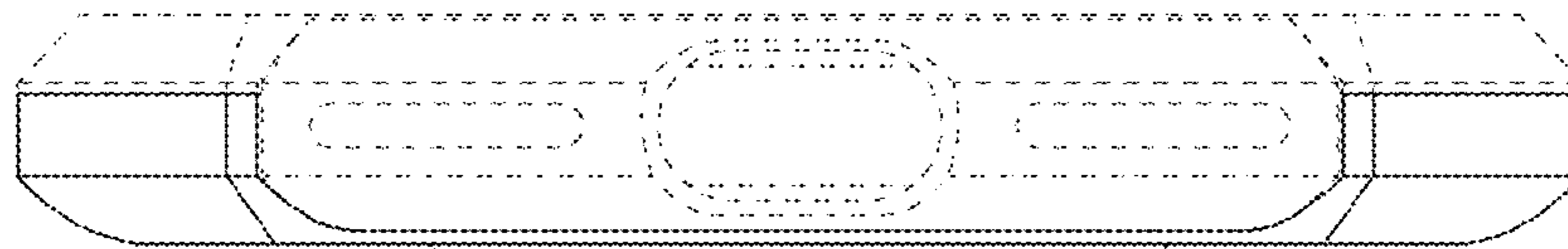


FIG. 9




FIG. 10




FIG. 11

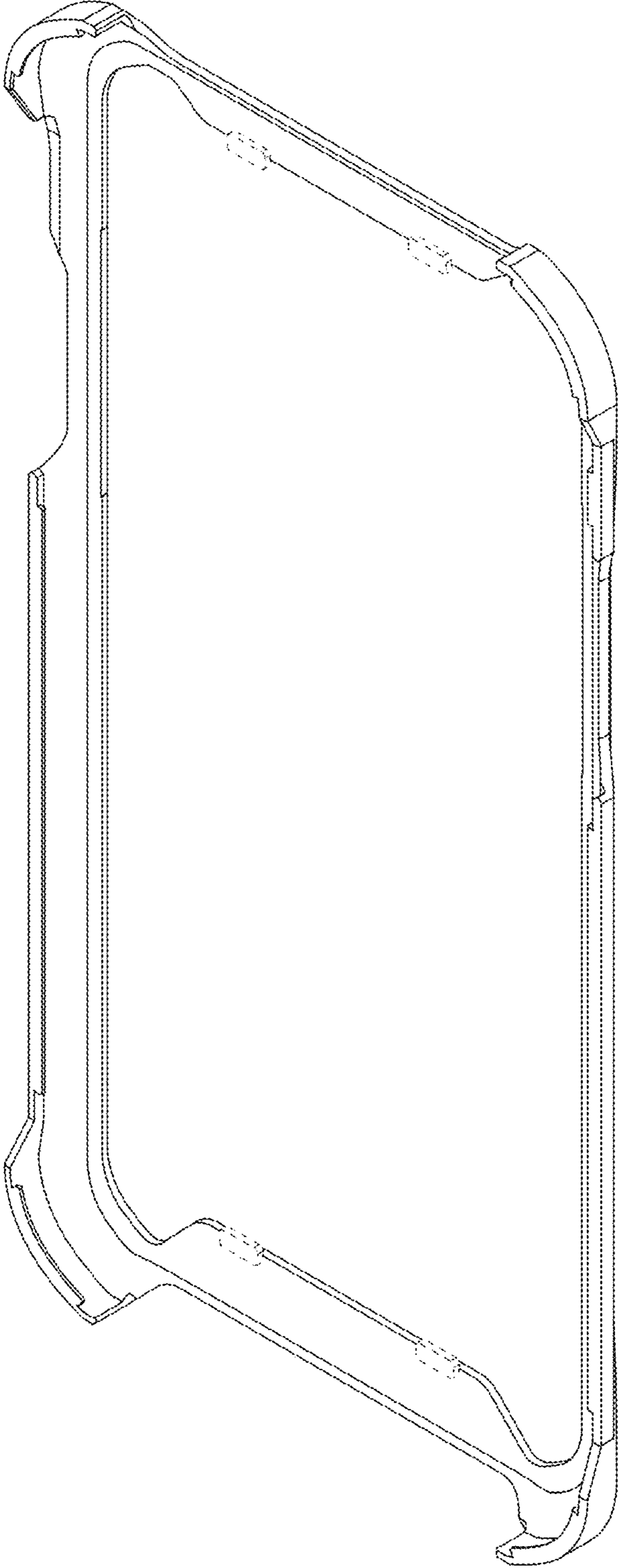


FIG. 12

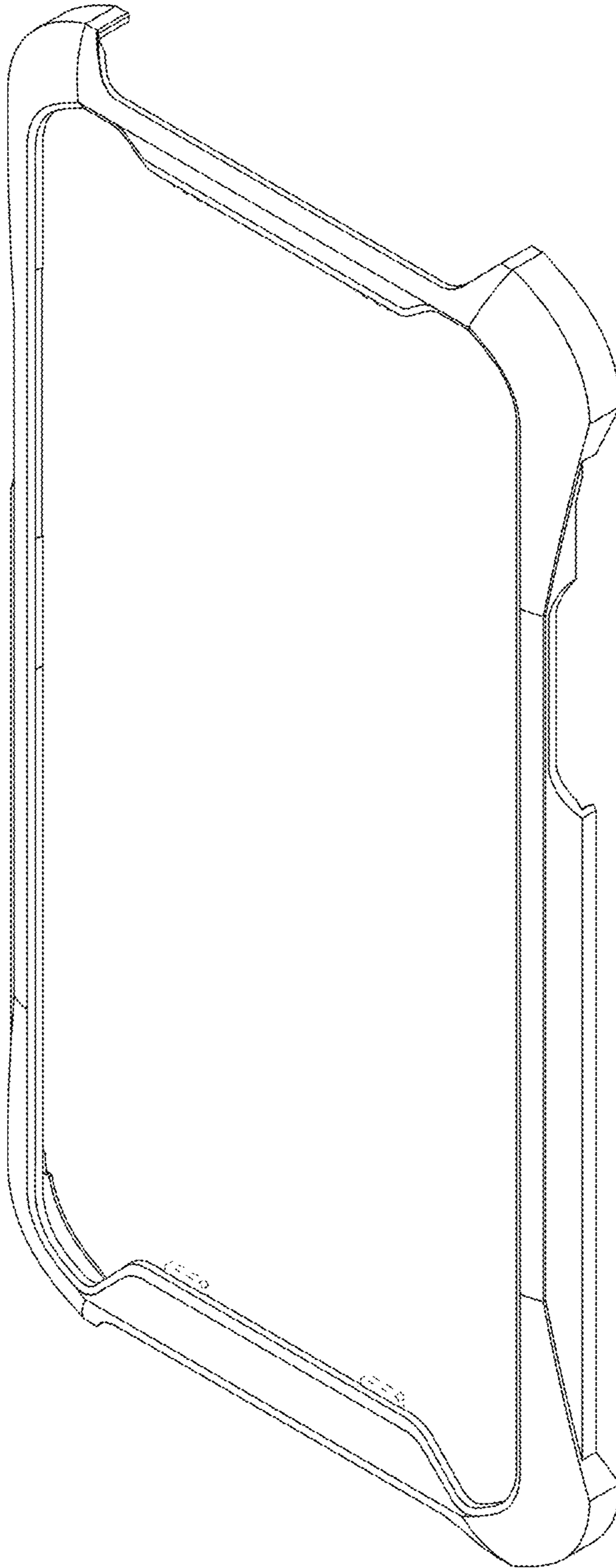


FIG. 13

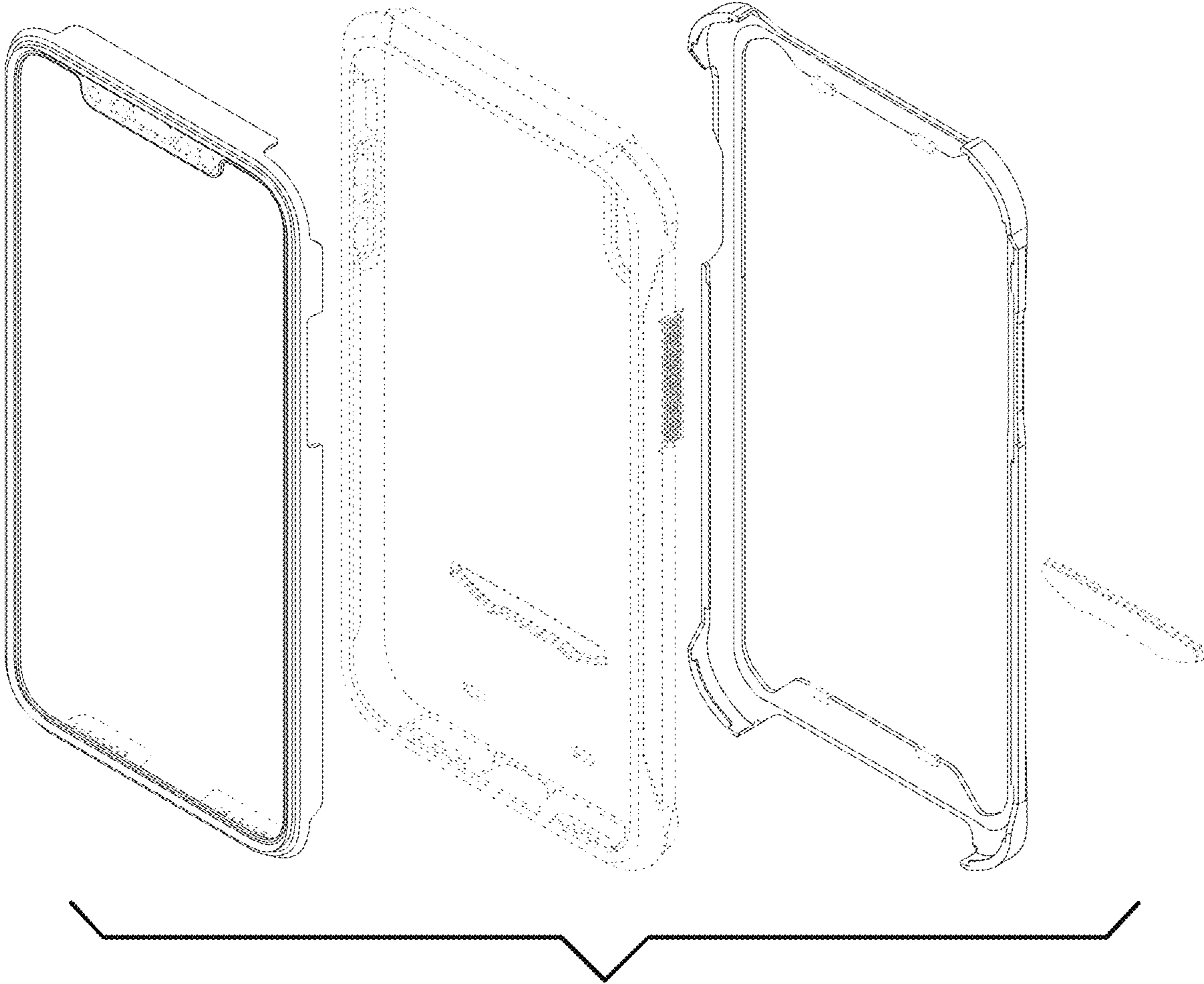


FIG. 14

