



US00D898722S

(12) **United States Design Patent** (10) **Patent No.:** **US D898,722 S**
Lee et al. (45) **Date of Patent:** **** *Oct. 13, 2020**

(54) **CASE FOR ELECTRONIC COMMUNICATIONS DEVICE**

B002NLHV5Q?ie=UTF8&*Version*=1&*entries*=0, Downloaded Jun. 3, 2016, 5 pages.

(71) Applicant: **SPIGEN KOREA CO., LTD.**, Seoul (KR)

Primary Examiner — Carla J Wright
(74) *Attorney, Agent, or Firm* — Heedong Chae; Lucem, PC

(72) Inventors: **Jong Hwa Lee**, Seoul (KR); **Bum Joon Lee**, Seoul (KR)

(73) Assignee: **Spigen Korea CO., LTD.**, Seoul (KR)

(57) **CLAIM**

The ornamental design for a case for electronic communications device, as shown and described.

(*) Notice: This patent is subject to a terminal disclaimer.

DESCRIPTION

(**) Term: **15 Years**

FIG. 1 is a front perspective view of a case for electronic communications showing my new design; FIG. 2 is a rear perspective view thereof; FIG. 3 is a front elevational view thereof; FIG. 4 is a rear elevational view thereof; FIG. 5 is a left side elevational view thereof; FIG. 6 is a right side elevational view thereof; FIG. 7 is a top plan view thereof; FIG. 8 is a bottom plan view thereof; FIG. 9 is a front perspective view showing the inner shell component of the case in isolation; FIG. 10 is a rear perspective view showing the inner shell component of the case in isolation; FIG. 11 is a front perspective view showing the outer frame component of the case in isolation; FIG. 12 is a rear perspective view showing the outer frame component of the case in isolation; FIG. 13 is an exploded front perspective view showing the components of the case separated; and, FIG. 14 is an exploded rear perspective view showing the components of the case separated.

(21) Appl. No.: **29/694,523**

(22) Filed: **Jun. 11, 2019**

Related U.S. Application Data

(63) Continuation of application No. 29/639,916, filed on Mar. 9, 2018, now Pat. No. Des. 854,536.

(51) **LOC (12) Cl.** **14-03**

(52) **U.S. Cl.**
USPC **D14/250**

(58) **Field of Classification Search**
USPC D14/250, 203.3-203.7, 439, 238.1, 440, D14/251-253, 447, 217, 240, 248;
(Continued)

(56) **References Cited**

U.S. PATENT DOCUMENTS

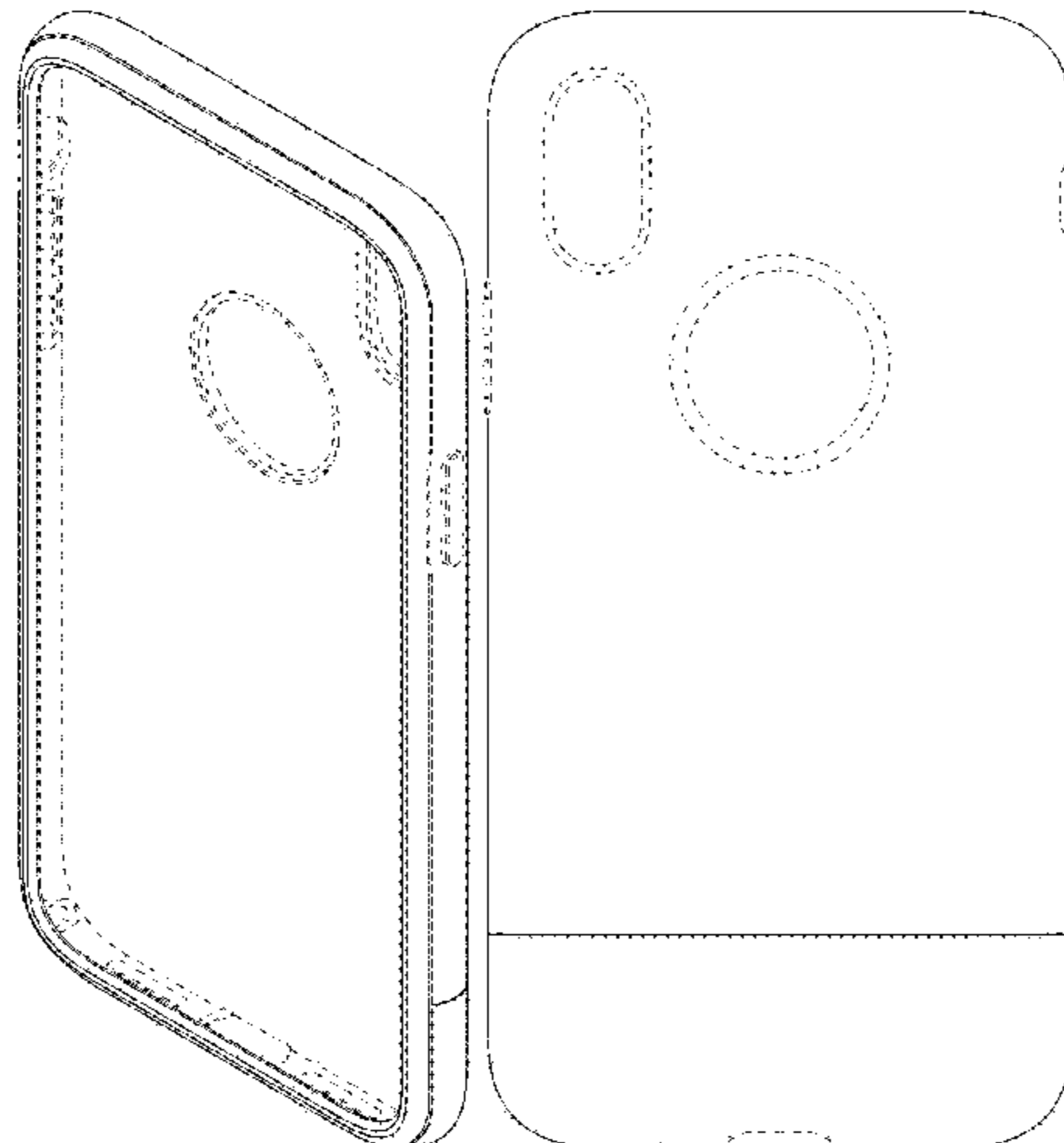
D575,056 S * 8/2008 Tan D3/201
D597,067 S 7/2009 Oh et al.
(Continued)

OTHER PUBLICATIONS

“Incase iPhone 3&3GS Metallic Slider Case (Gunmetal),”<https://www.amazon.com/Incase-iPhone-Metallic-Slider-Gunmetal/dp/>

For clarity of disclosure, the components of the case are shown in isolation in FIGS. 9-12 and separated in FIGS. 13-14. Although the case for electronic communications device, in which the claimed design is embodied, has an inner shell component and an outer frame component, the claim is directed to the overall ornamental appearance of the case in its entirety and does not extend to the ornamental appearance of each of the individual components.

(Continued)



The broken lines throughout the drawing figures depict portions of the case for electronic communications device that form no part of the claimed design. The broken lines, regions bounded by broken lines, and the interior surfaces of the case and interior surfaces of the outer frame component of the case shown in FIGS. 1, 3, 9, 11 and 13 form no part of the claimed design.

1 Claim, 14 Drawing Sheets

(58) **Field of Classification Search**

USPC D3/201, 218, 247, 269, 273, 301, 303;
 D13/103, 119, 107-108
 CPC H04B 1/3888; H04M 1/0283; H04M
 1/0202; A45C 1/06; A45C 11/00; A45C
 13/02; A45C 2011/002; A45F 2005/026;
 A45F 2200/0525; A45F 2200/0516
 See application file for complete search history.

(56) **References Cited**

U.S. PATENT DOCUMENTS

D603,603 S * 11/2009 Laine D3/218
 D609,463 S * 2/2010 Bullen D3/218
 D616,361 S * 5/2010 Huang D13/103
 D618,230 S * 6/2010 Brown D14/250
 D623,180 S 9/2010 Diebel
 D623,640 S 9/2010 Freeman
 D624,909 S * 10/2010 Huskinson D14/250
 D626,121 S 10/2010 Richardson et al.
 D626,538 S 11/2010 Brown et al.
 D626,539 S 11/2010 Brown et al.
 D626,540 S 11/2010 Brown et al.
 D637,589 S 5/2011 Willes et al.
 D642,169 S 7/2011 Andre et al.
 D644,218 S 8/2011 Akana et al.
 D646,265 S 10/2011 Fathollahi
 D647,084 S 10/2011 Fathollahi
 D652,031 S * 1/2012 Fahrendorff D14/250
 D654,068 S 2/2012 Monaco et al.
 D658,165 S * 4/2012 Freeman D14/250

D662,923 S 7/2012 Piedra et al.
 D669,458 S 10/2012 Wilson et al.
 D676,432 S * 2/2013 Hasbrook D14/250
 D676,844 S * 2/2013 Weller D14/250
 8,457,701 B2 6/2013 Diebel
 D687,027 S * 7/2013 Melanson D14/250
 D694,743 S * 12/2013 Monaco D14/250
 D696,239 S 12/2013 Murchison et al.
 D698,774 S * 2/2014 Wardy D14/250
 D703,197 S 4/2014 Melanson et al.
 D703,646 S * 4/2014 Fathollahi D14/250
 D712,892 S 9/2014 Hong et al.
 D718,754 S 12/2014 To et al.
 D718,755 S 12/2014 To et al.
 D719,559 S 12/2014 Dukerschein et al.
 D720,733 S 1/2015 Fathollahi
 D721,360 S 1/2015 Laffon de Mazieres et al.
 D722,310 S 2/2015 Diebel
 D722,311 S 2/2015 Diebel
 9,004,275 B2 4/2015 Lee
 D735,184 S * 7/2015 Lee D14/250
 D740,797 S * 10/2015 Daniel D14/250
 D740,798 S 10/2015 Poon et al.
 D765,643 S * 9/2016 Witter D14/250
 D779,470 S 2/2017 Kim et al.
 D780,742 S * 3/2017 Guerdum D14/250
 D819,621 S 6/2018 Diebel
 D830,355 S 10/2018 Fathollahi
 D834,013 S 11/2018 Andre et al.
 D843,995 S 3/2019 Skovsted et al.
 D845,292 S 4/2019 Fitzgerald et al.
 D847,131 S 4/2019 Akana et al.
 D854,536 S * 7/2019 Lee D14/250
 2009/0186264 A1 * 7/2009 Huang H01M 2/1022
 429/96
 2010/0124040 A1 * 5/2010 Diebel G06F 1/1628
 361/816
 2011/0049005 A1 * 3/2011 Wilson A45C 11/00
 206/701
 2011/0259664 A1 * 10/2011 Freeman A45C 11/00
 181/202
 2011/0309728 A1 * 12/2011 Diebel H04B 1/3888
 312/293.1
 2012/0088555 A1 * 4/2012 Hu H04B 1/3883
 455/573

* cited by examiner

FIG. 1

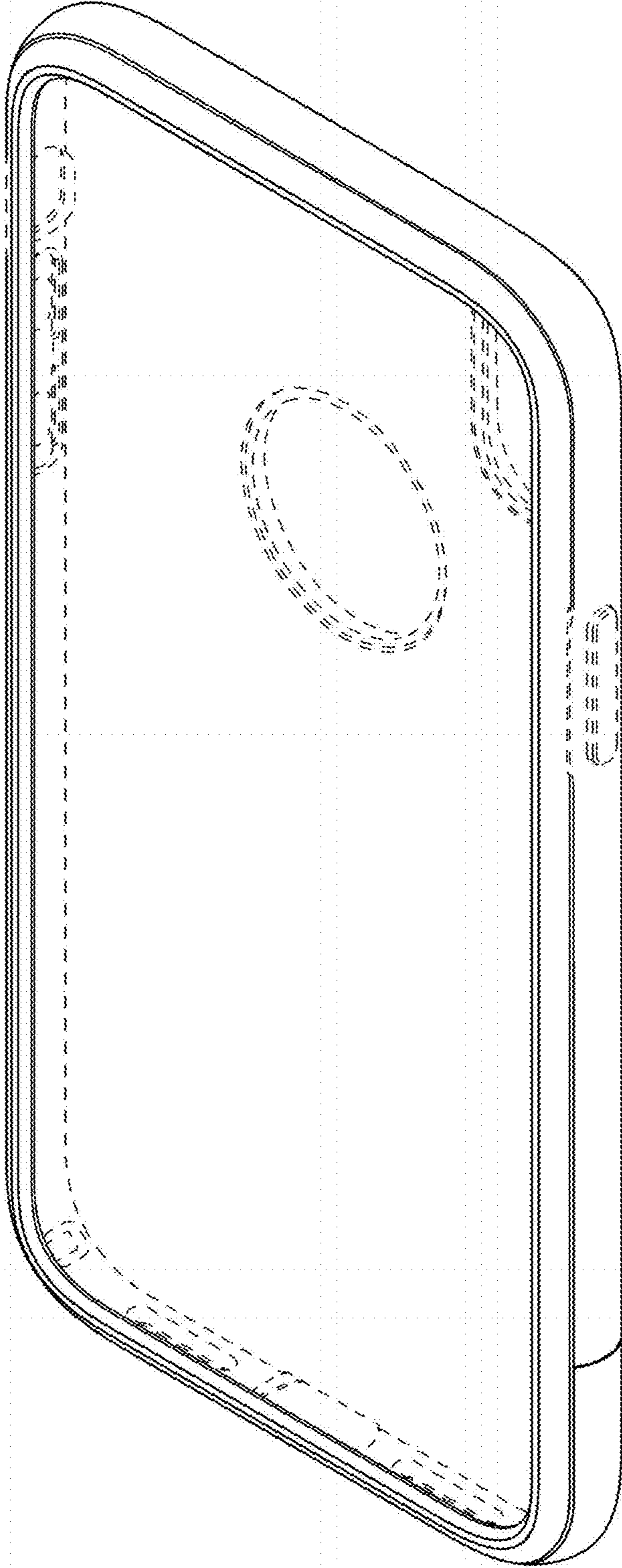


FIG. 2

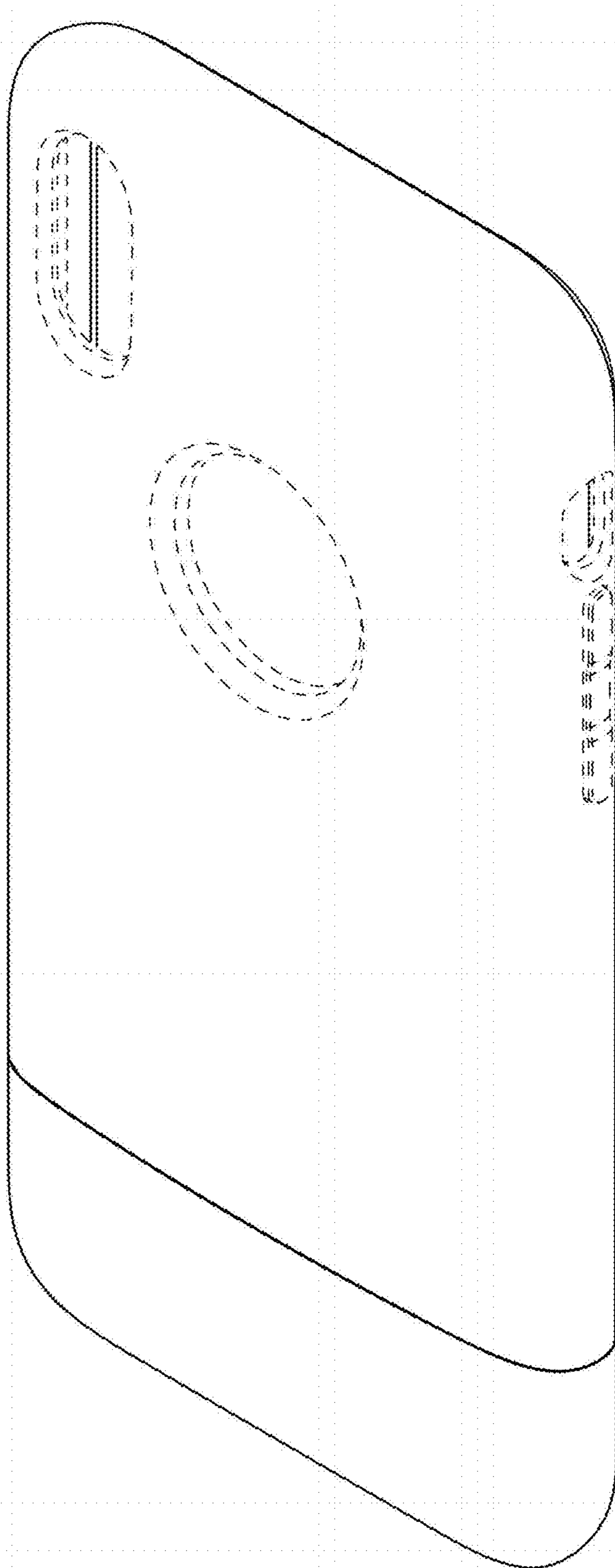


FIG. 3




FIG. 4




FIG. 5

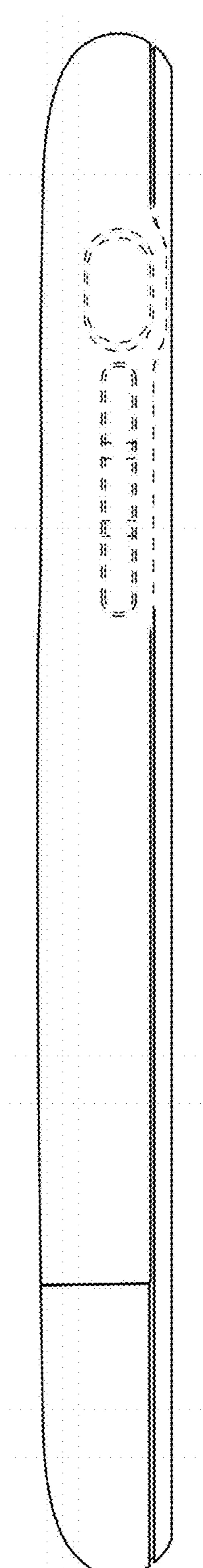


FIG. 6




FIG. 7

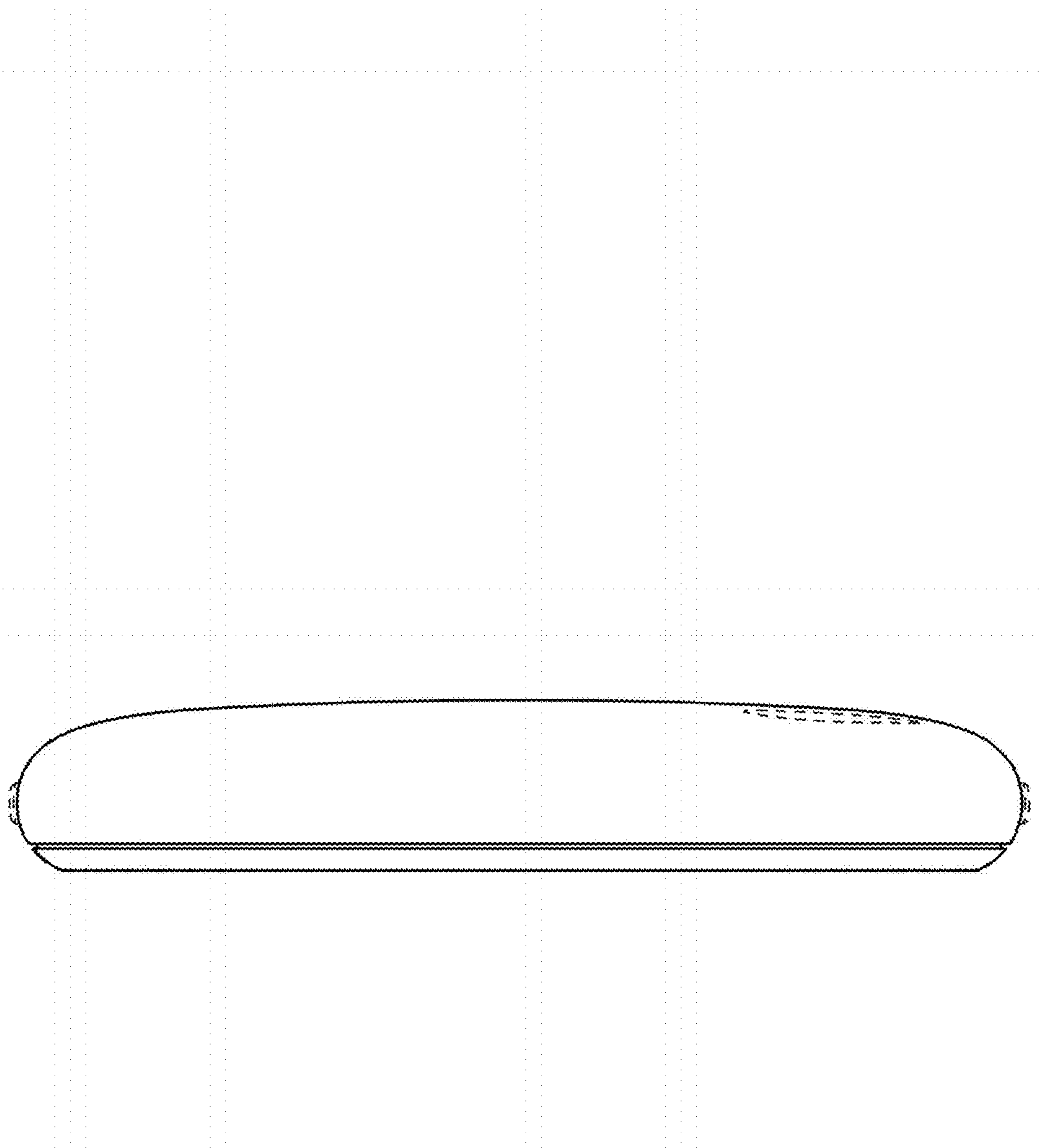


FIG. 8

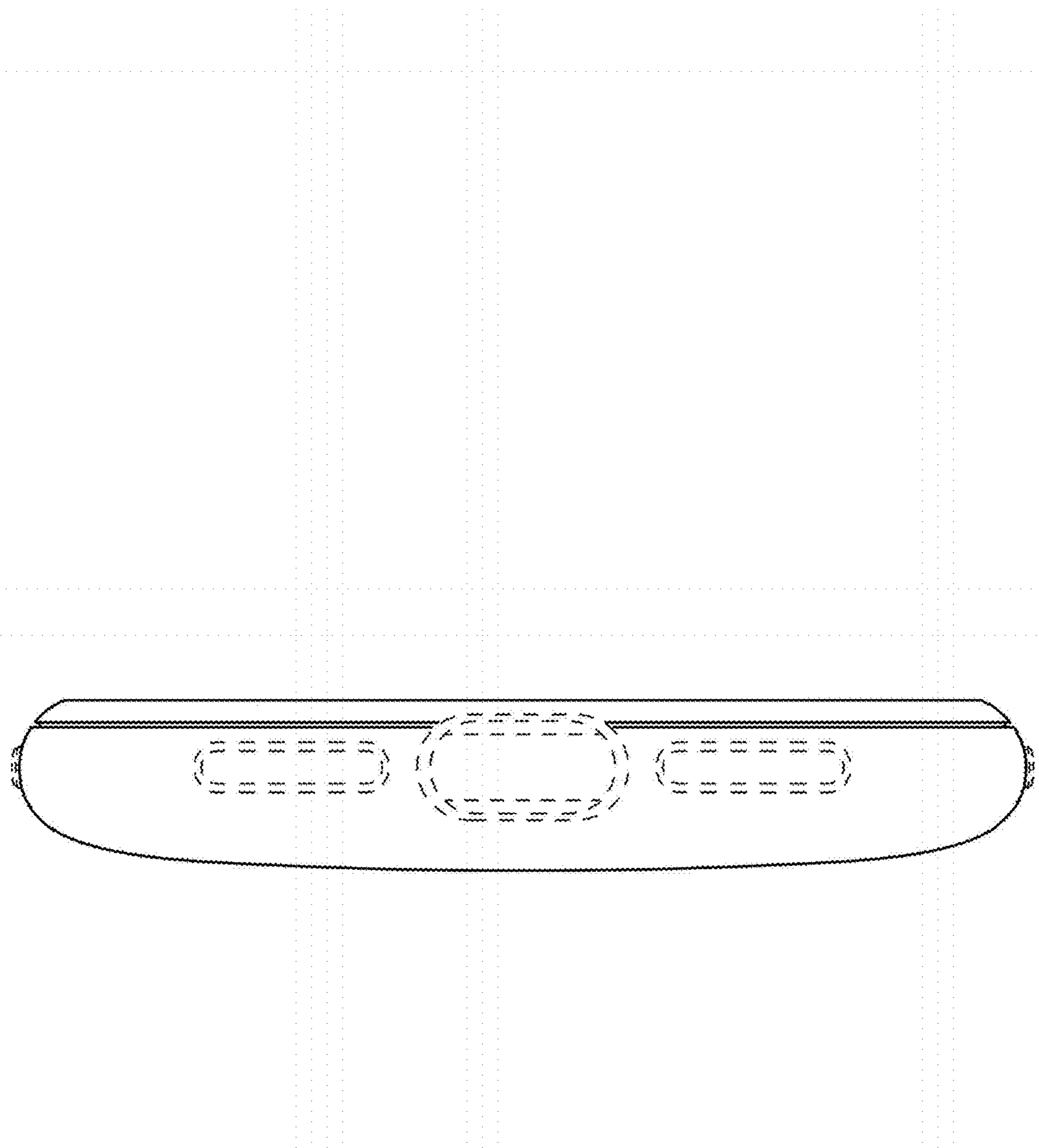


FIG. 9

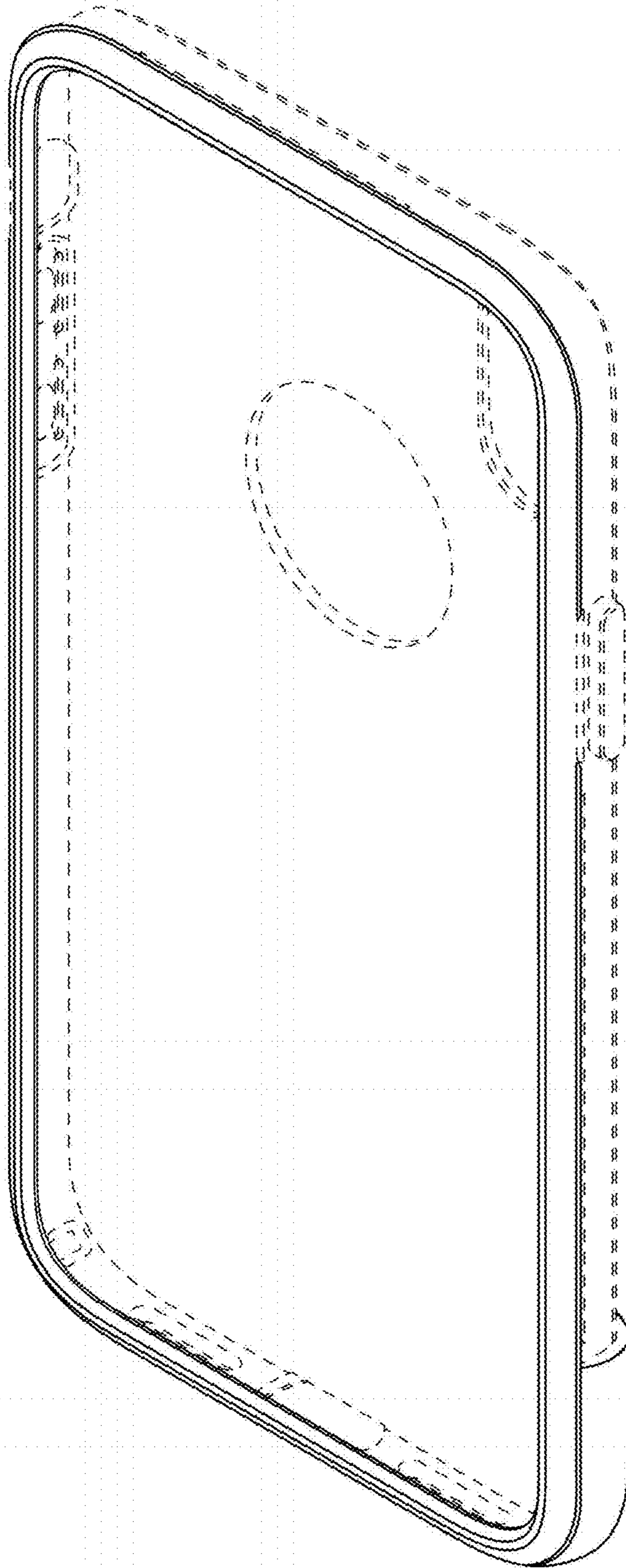


FIG. 10




FIG. 11

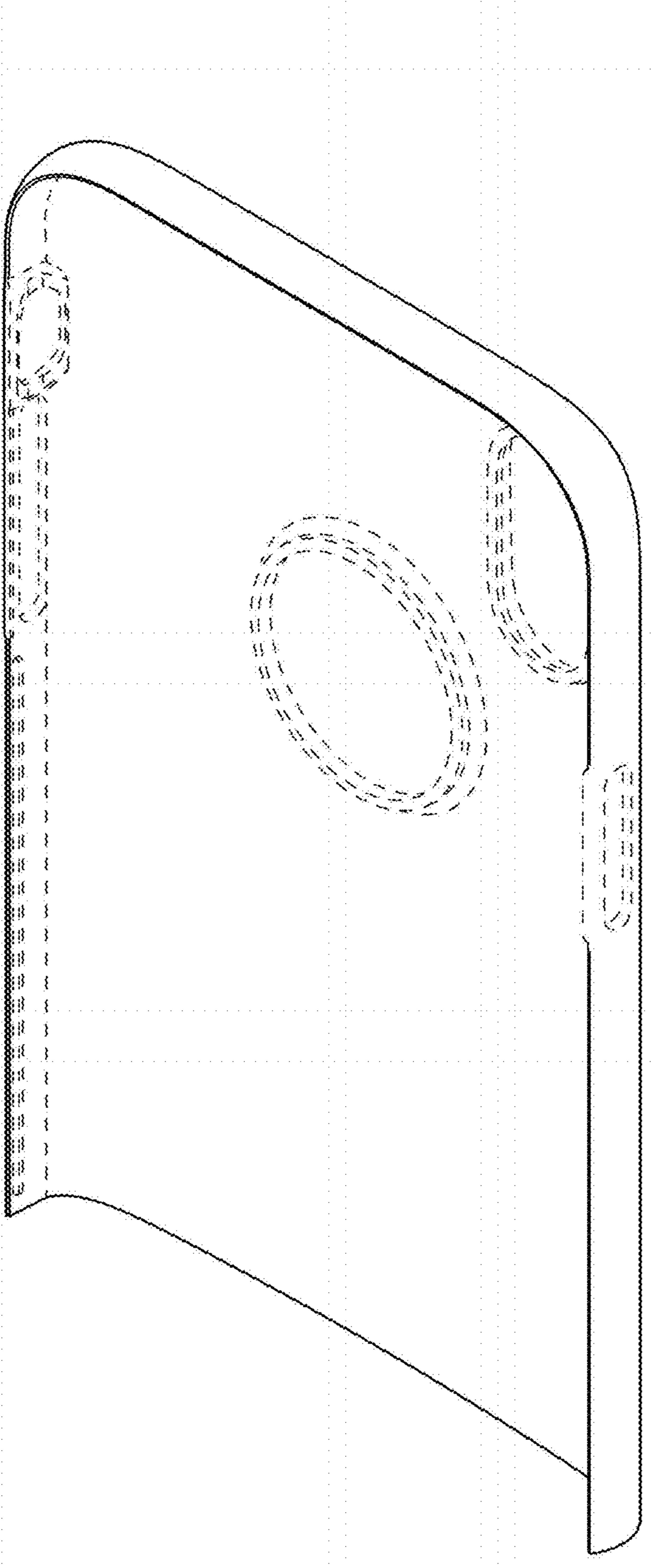


FIG. 12

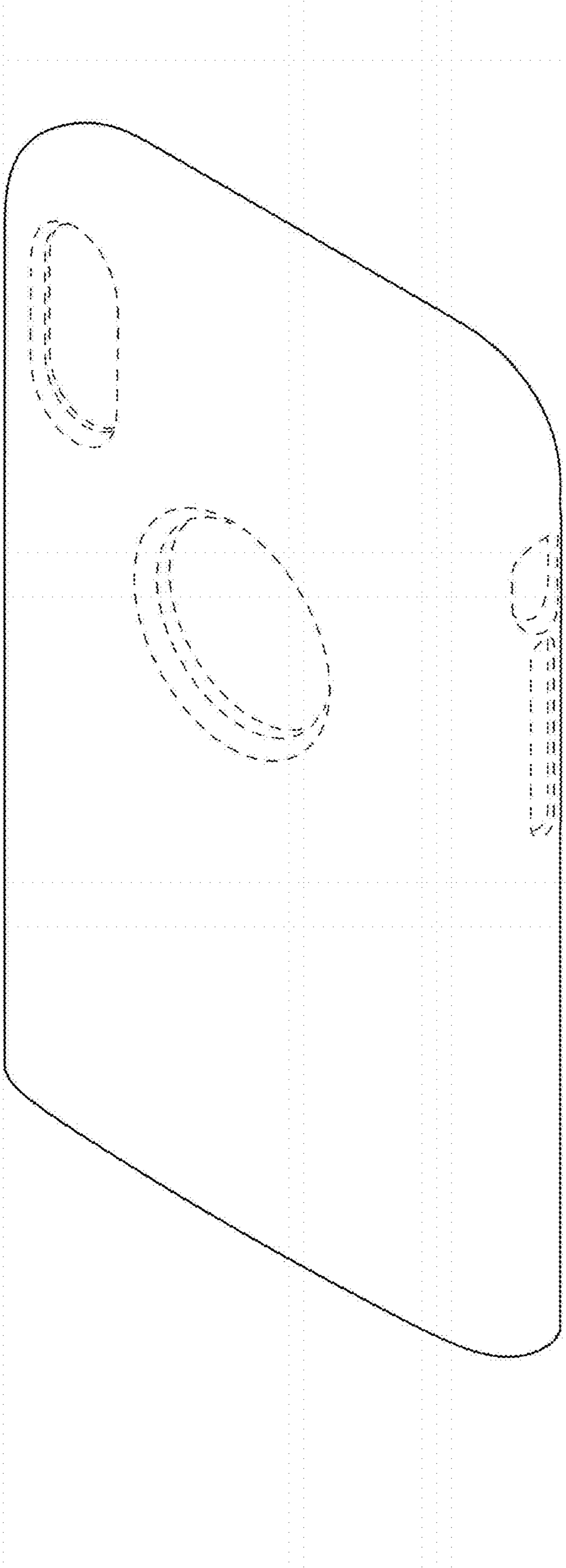


FIG. 13

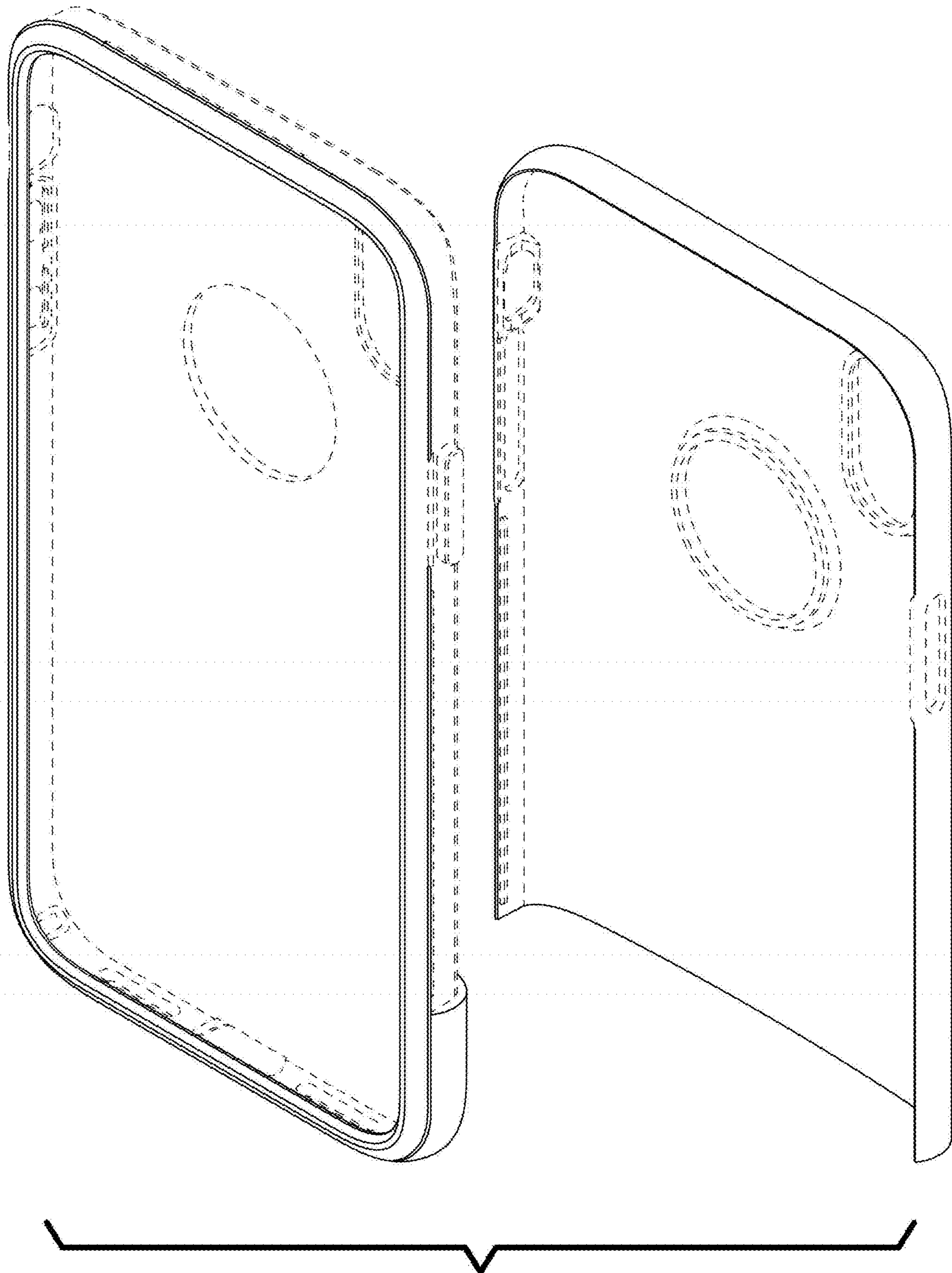


FIG. 14

