



US00D898693S

(12) **United States Design Patent** (10) **Patent No.:** **US D898,693 S**  
**Lee et al.** (45) **Date of Patent:** **\*\* Oct. 13, 2020**

(54) **FOLDABLE MOBILE PHONE**  
(71) Applicant: **HUIZHOU TCL MOBILE COMMUNICATION CO., LTD.**, Huizhou (CN)  
(72) Inventors: **Shiuan Hung Lee**, Huizhou (CN); **Yan Zhu**, Huizhou (CN); **Fuqiang Ye**, Huizhou (CN); **Rongchang Su**, Huizhou (CN); **Jianwei Wang**, Huizhou (CN); **Tianyuan Shi**, Huizhou (CN)

D804,443 S \* 12/2017 Kang ..... D14/138 AB  
D811,358 S \* 2/2018 Yamagishi ..... D14/138 G  
D814,435 S \* 4/2018 Kwon ..... D14/138 AB  
D825,518 S \* 8/2018 Kikuchi ..... D14/138 AB  
D828,321 S \* 9/2018 Yeom ..... D14/138 AB  
D859,341 S \* 9/2019 Kang ..... D14/138 AB  
D859,347 S \* 9/2019 Kwon ..... D14/138 AB  
D859,349 S \* 9/2019 Yeom ..... D14/138 AB

(Continued)

*Primary Examiner* — Bridget L Eland

(73) Assignee: **HUIZHOU TCL MOBILE COMMUNICATION CO., LTD.**, Huizhou (CN)

(57) **CLAIM**

The ornamental design for a foldable mobile phone, as shown and described.

(\*\*) Term: **15 Years**

(21) Appl. No.: **29/681,044**

**DESCRIPTION**

(22) Filed: **Feb. 22, 2019**

(30) **Foreign Application Priority Data**

Feb. 19, 2019 (CN) ..... 2019 3 0067714

(51) **LOC (12) Cl.** ..... **14-03**

(52) **U.S. Cl.**  
USPC ..... **D14/138 AB**

(58) **Field of Classification Search**  
USPC ..... D14/138 AD, 138 AB, 138 G, 248, 341, D14/371, 374, 138 R, 138 AA, 138 AC, D14/138 C, 247  
CPC ..... H04M 1/0202; H04M 1/0235; H04M 1/0237; H04M 1/0239; H04M 1/0266; H04M 1/0268; H04M 1/027; H04M 1/0295; H04M 1/02; H04M 1/0279; H04M 1/0283

See application file for complete search history.


(56) **References Cited**

U.S. PATENT DOCUMENTS

D656,118 S \* 3/2012 Kim ..... D14/138 G  
D782,439 S \* 3/2017 Choo ..... D14/138 AA

FIG. 1 is a perspective view of a foldable mobile phone shown in an unfolded state;  
FIG. 2 is another perspective view thereof;  
FIG. 3 is a front elevational view thereof;  
FIG. 4 is a rear elevational view thereof;  
FIG. 5 is a left side elevational view thereof;  
FIG. 6 is a right side elevational view thereof;  
FIG. 7 is a top plan view thereof;  
FIG. 8 is a bottom plan view thereof;  
FIG. 9 is a perspective view of the foldable mobile phone shown in FIG. 1 in a first folded state;  
FIG. 10 is another perspective view thereof;  
FIG. 11 is a front elevational view thereof;  
FIG. 12 is a rear elevational view thereof;  
FIG. 13 is a left side elevational view thereof;  
FIG. 14 is a right side elevational view thereof;  
FIG. 15 is a top plan view thereof;  
FIG. 16 is a bottom plan view thereof;  
FIG. 17 is a perspective view of the foldable mobile phone shown in FIG. 1, in a second folded state; and,  
FIG. 18 is another perspective view thereof.  
The shade lines in the figures show contour.

**1 Claim, 16 Drawing Sheets**



(56)

**References Cited**

U.S. PATENT DOCUMENTS

D869,423	S *	12/2019	Cho	.....	D14/138 G
D884,664	S *	5/2020	Kwon	.....	D14/138 AB
D885,381	S *	5/2020	Hwang	.....	D14/345
2006/0105824	A1 *	5/2006	Kim	.....	H04M 1/0214
					455/575.8
2014/0111954	A1 *	4/2014	Lee	.....	G06F 1/1641
					361/749
2014/0226275	A1 *	8/2014	Ko	.....	G06F 1/1681
					361/679.27
2015/0043174	A1 *	2/2015	Han	.....	G06F 1/1626
					361/749
2015/0370287	A1 *	12/2015	Ko	.....	G06F 1/1681
					361/749
2016/0048170	A1 *	2/2016	Kim	.....	G06F 3/0416
					345/173
2016/0116944	A1 *	4/2016	Lee	.....	G06F 1/1616
					361/679.26
2016/0132075	A1 *	5/2016	Tazbaz	.....	H04M 1/0216
					361/679.27
2016/0195901	A1 *	7/2016	Kauhaniemi	.....	G06F 1/1681
					361/679.27
2016/0324023	A1 *	11/2016	Kim	.....	G06F 1/1624
2016/0357221	A1 *	12/2016	Huh	.....	H04M 1/72569
2017/0069299	A1 *	3/2017	Kwak	.....	G06F 3/147
2017/0357289	A1 *	12/2017	Ahn	.....	G06F 1/1652
2018/0011515	A1 *	1/2018	Yoo	.....	G06F 1/1681
2018/0049329	A1 *	2/2018	Seo	.....	H05K 5/0017
2020/0097044	A1 *	3/2020	Kim	.....	G06F 1/1607

\* cited by examiner

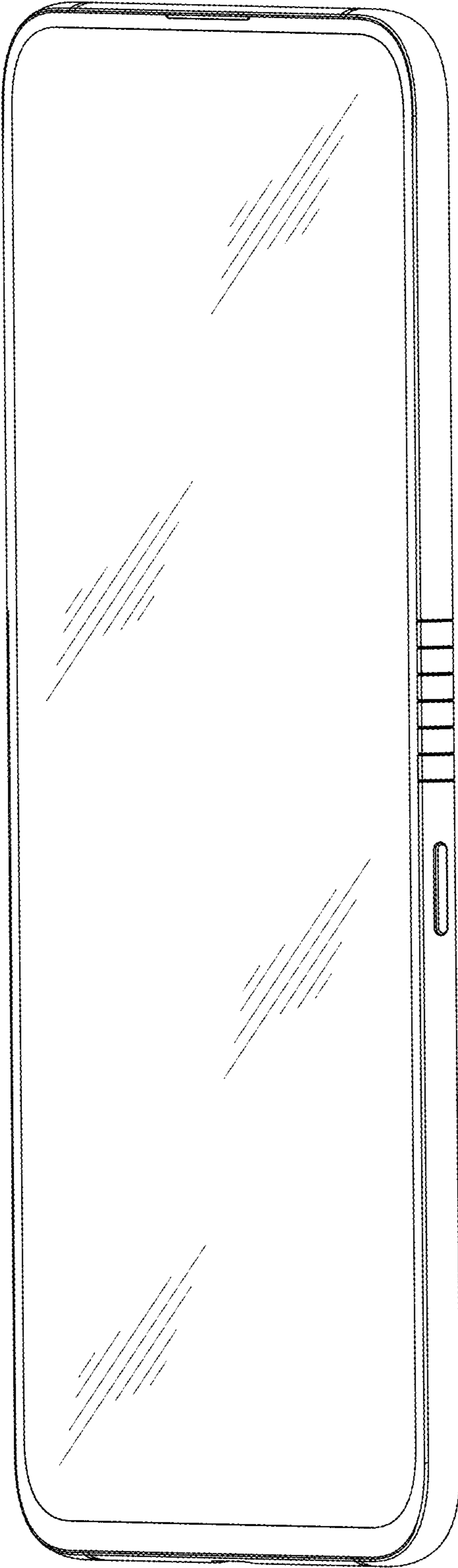


FIG. 1

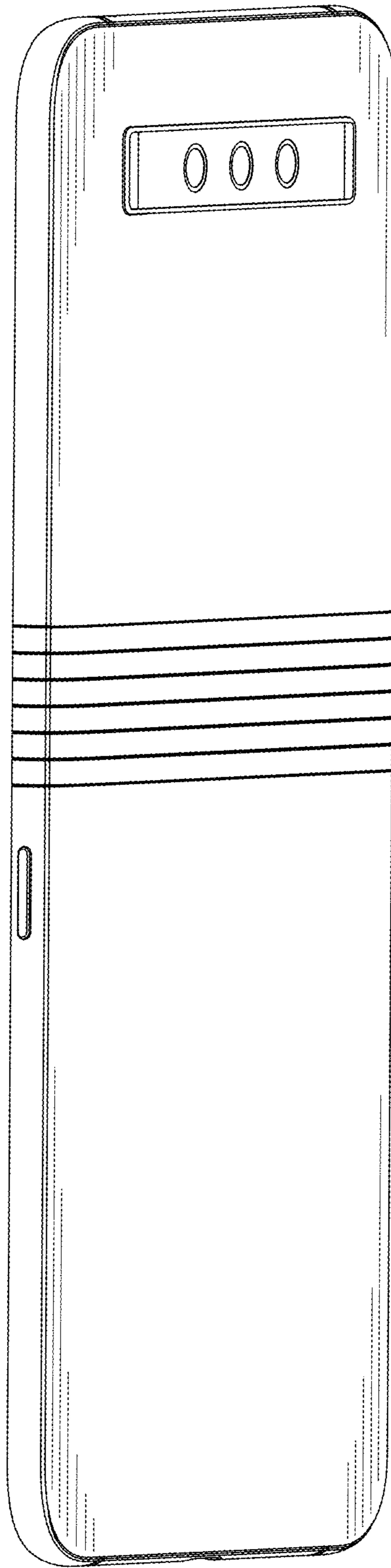


FIG. 2




FIG. 3






FIG. 4

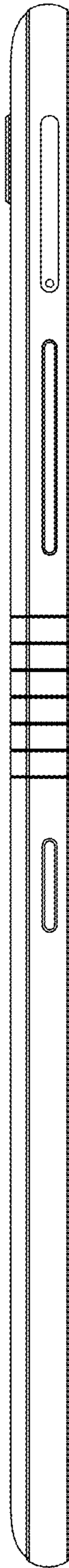


FIG. 5

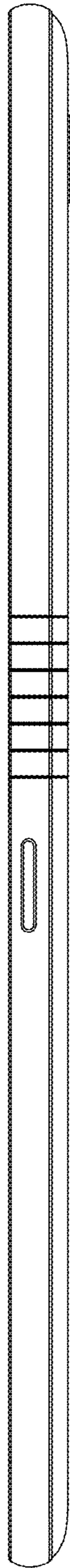


FIG. 6



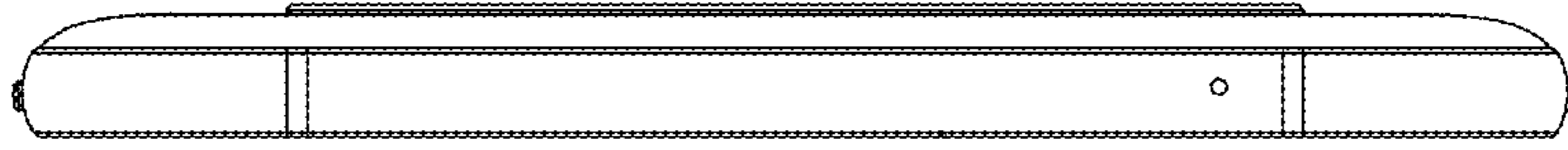


FIG. 7

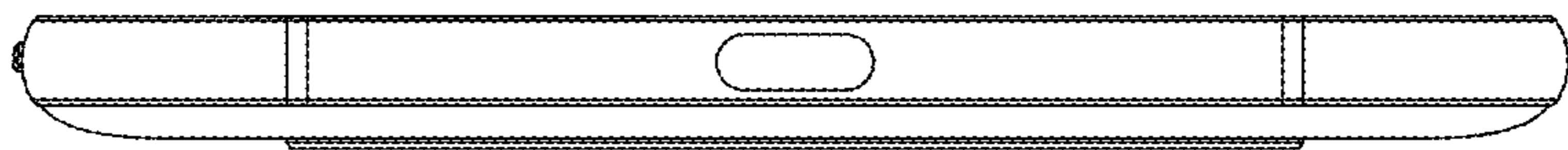


FIG. 8

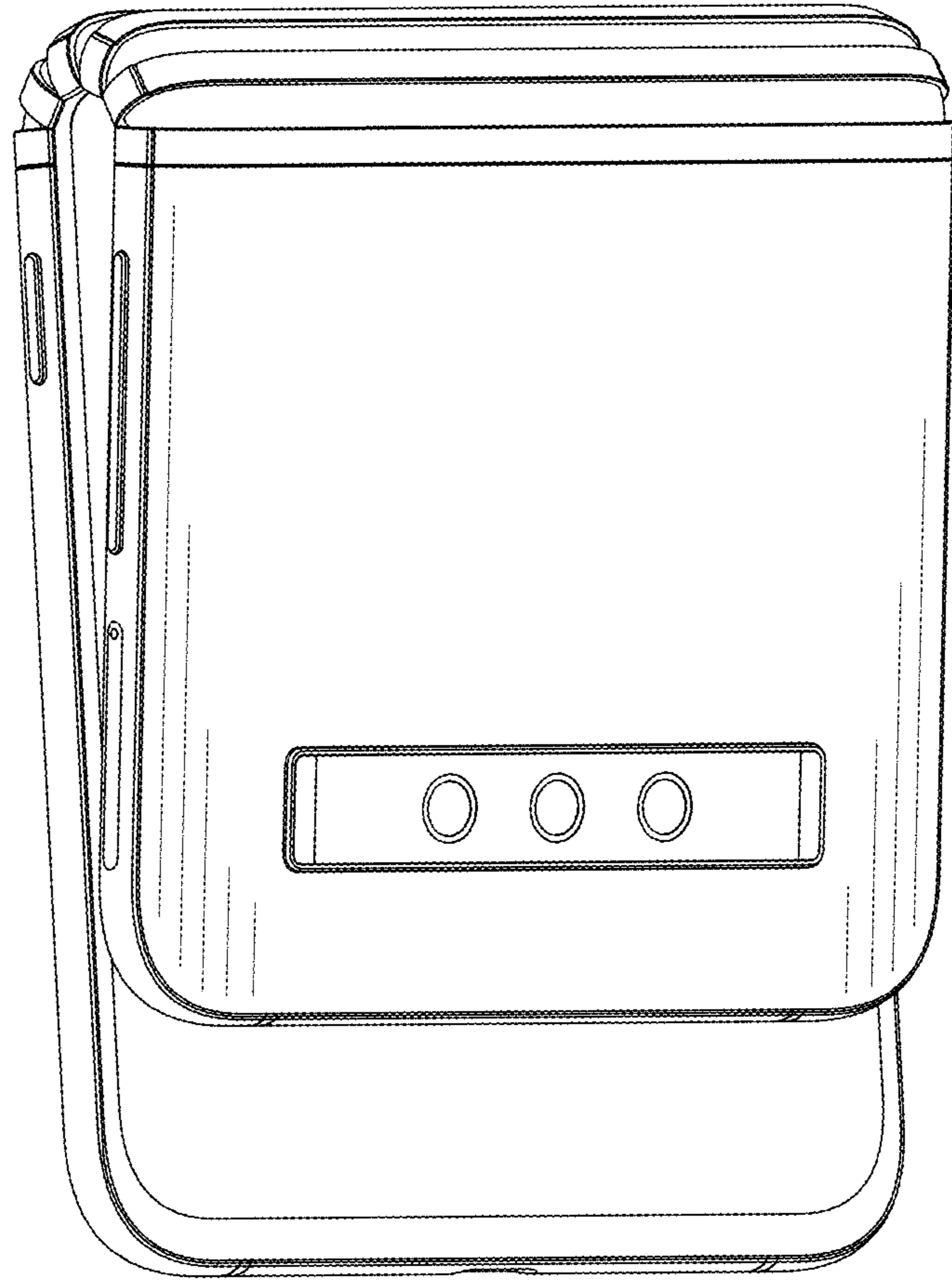


FIG. 9

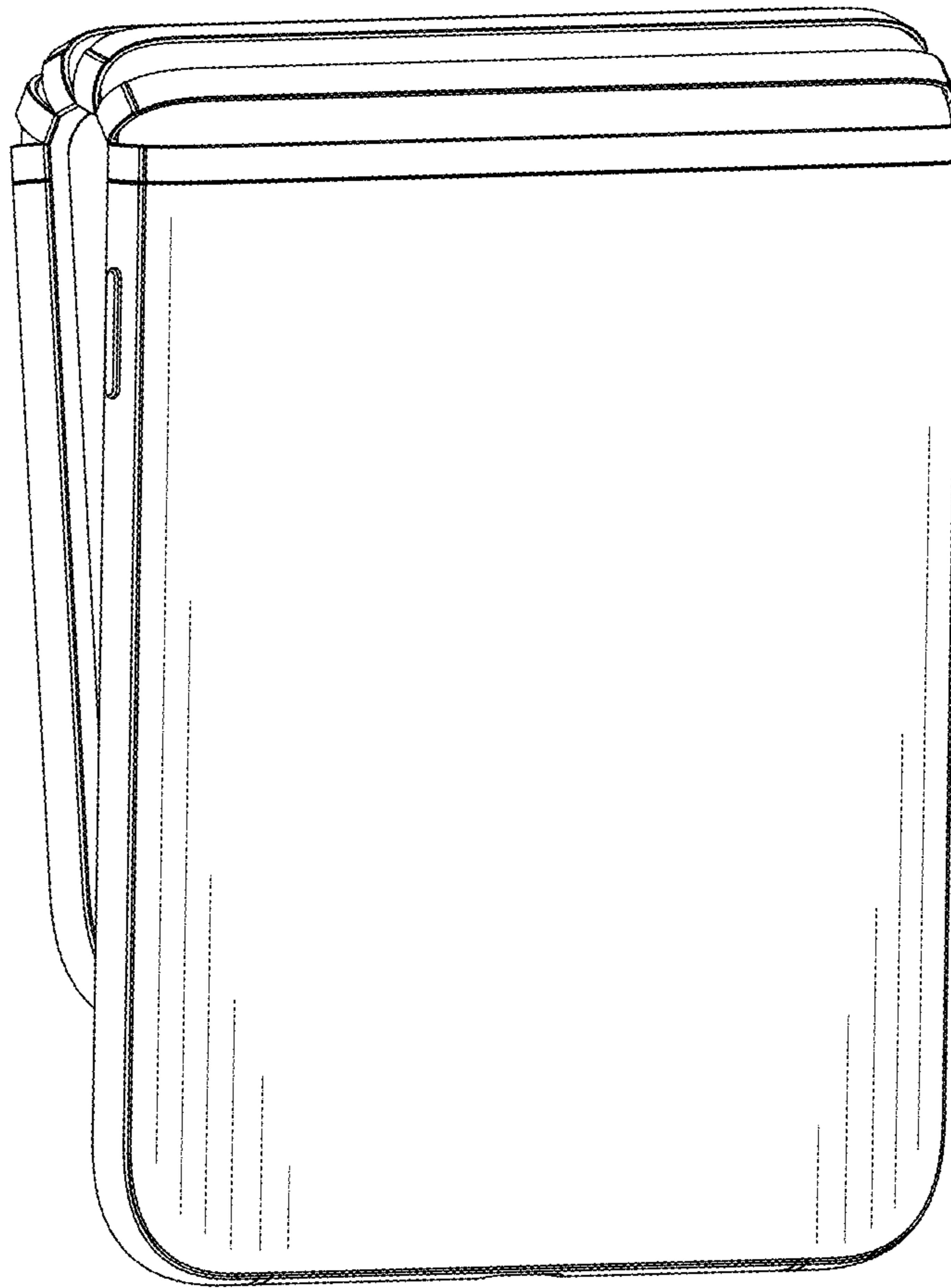


FIG. 10

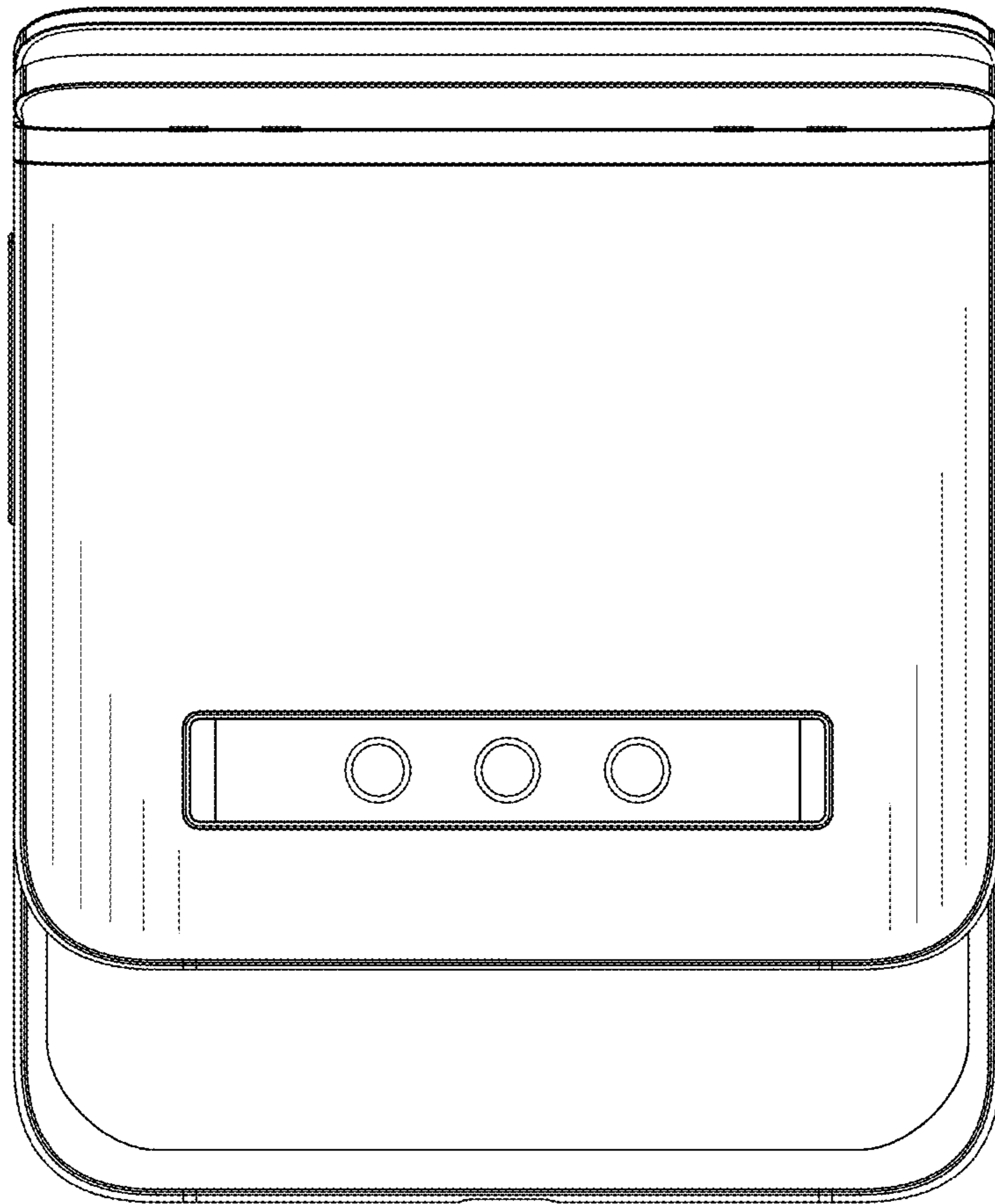


FIG. 11




FIG. 12

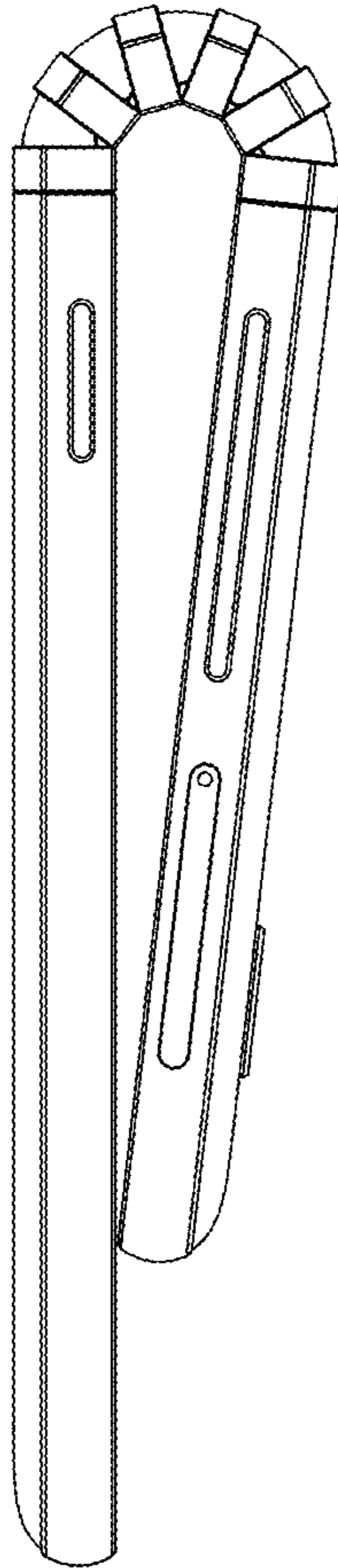


FIG. 13



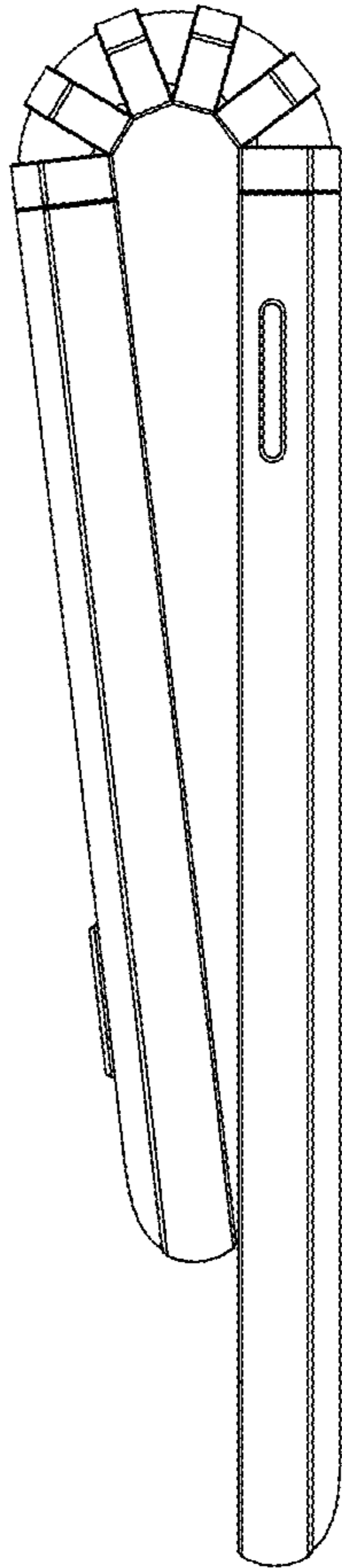


FIG. 14




FIG. 15

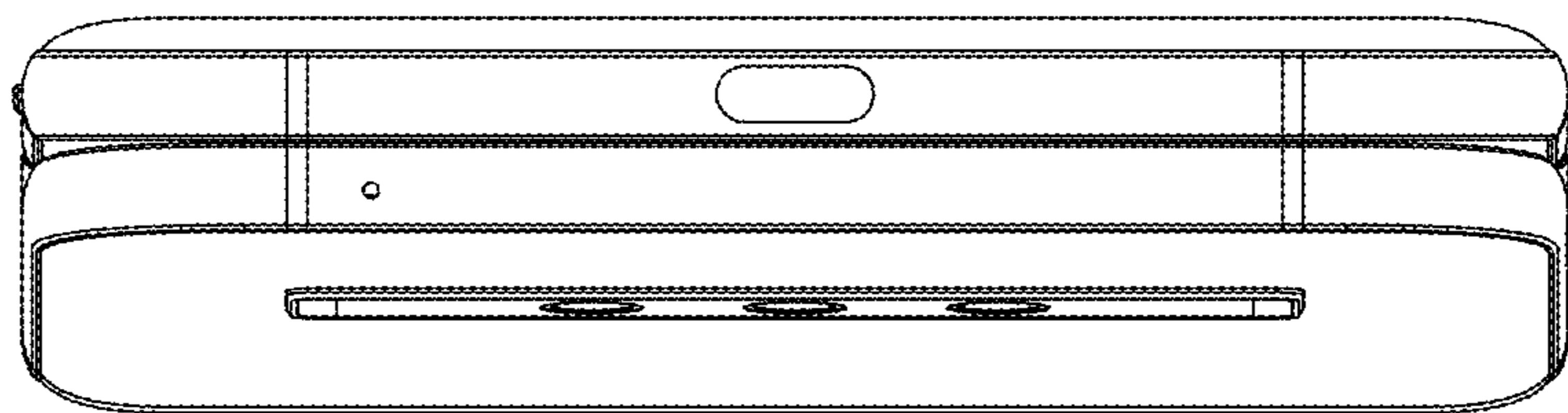


FIG. 16

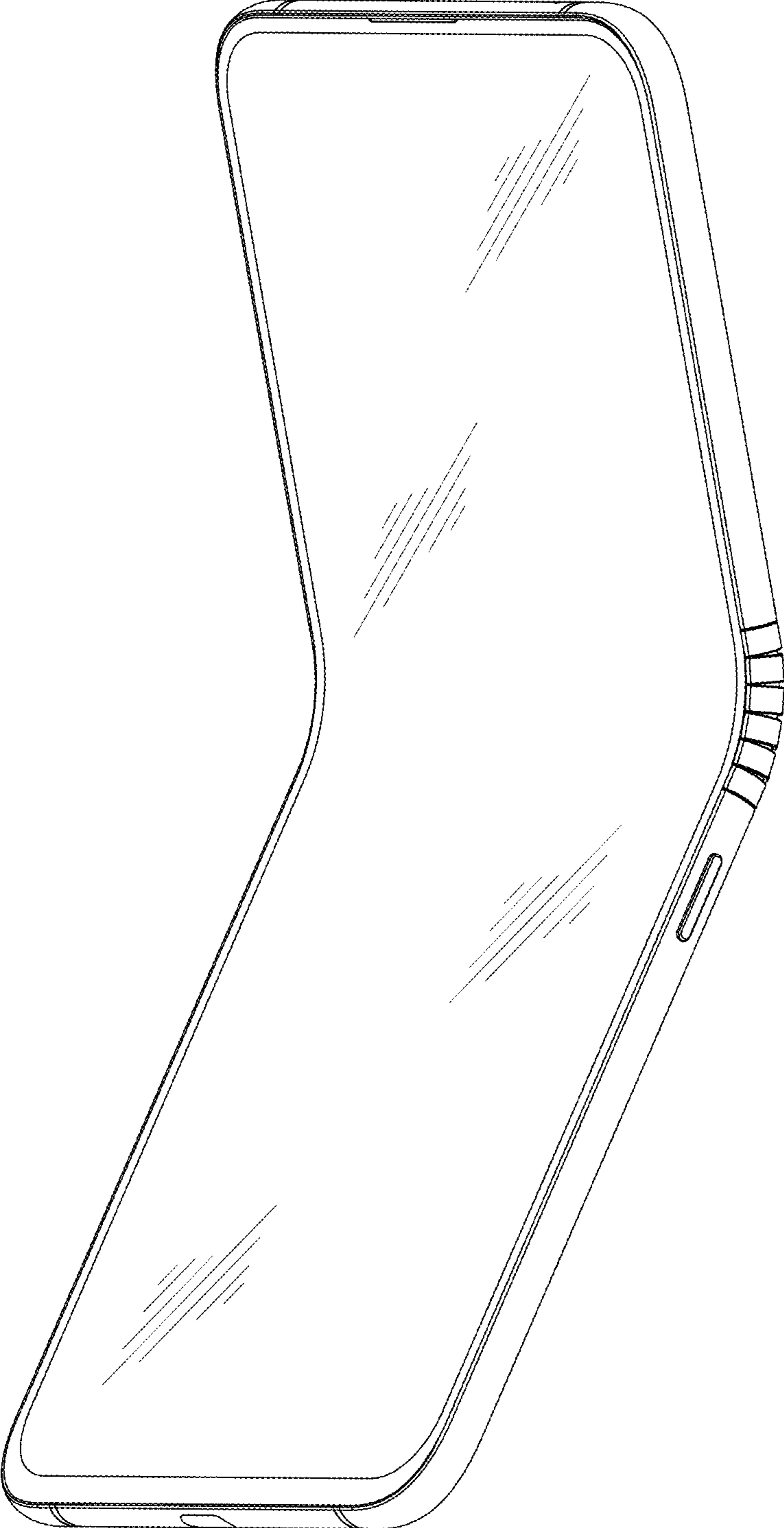


FIG. 17

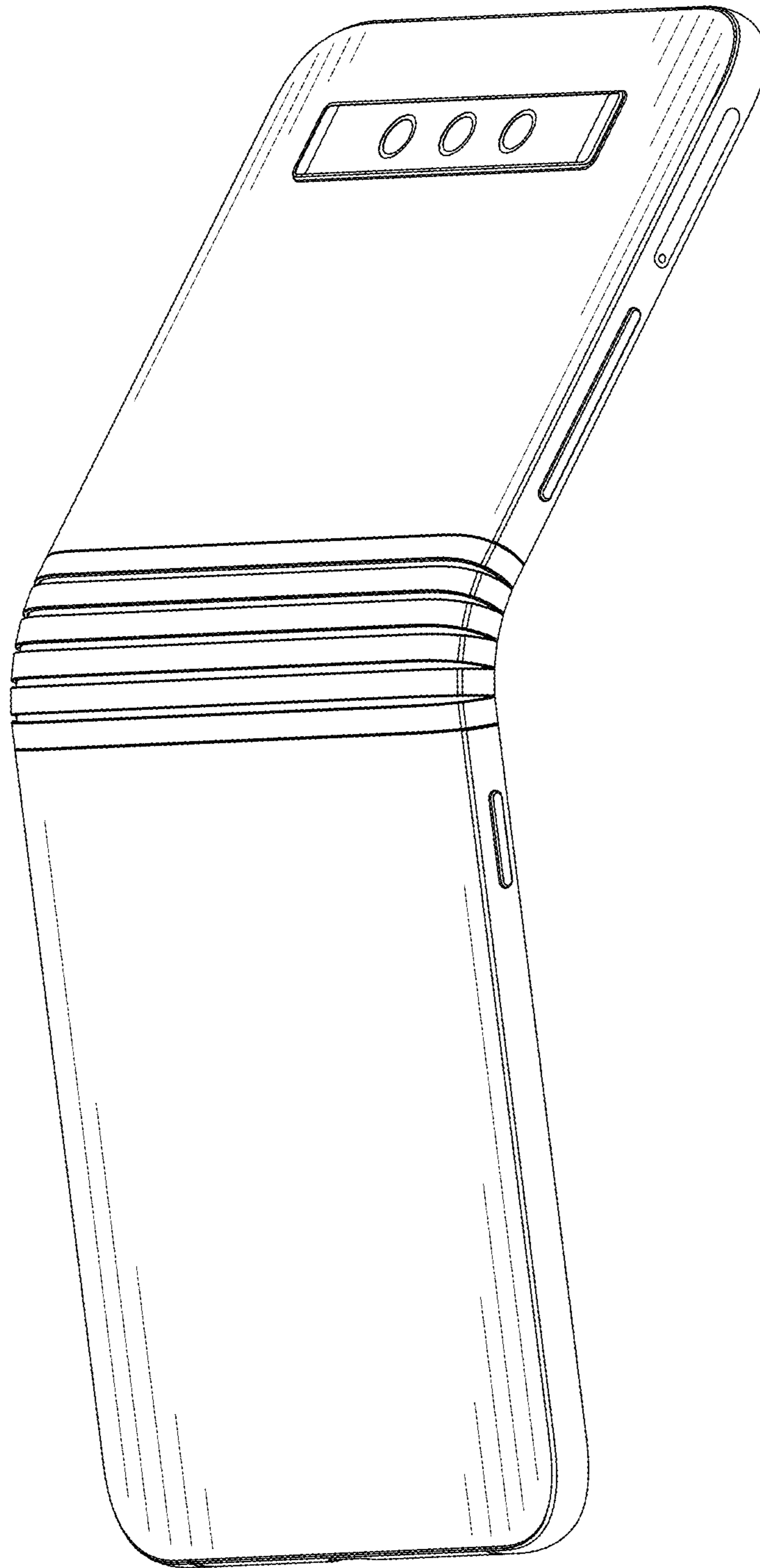


FIG. 18