



US00D898667S

(12) **United States Design Patent**  
**Liu**

(10) **Patent No.:** **US D898,667 S**

(45) **Date of Patent:** **\*\* Oct. 13, 2020**

(54) **POWER BANK**

(71) Applicant: **Guangzhou Rimsea Technology Co., Ltd.**, Guangdong (CN)

(72) Inventor: **Bingbin Liu**, Guangdong (CN)

(\*\*) Term: **15 Years**

(21) Appl. No.: **29/698,892**

(22) Filed: **Jul. 22, 2019**

(51) **LOC (12) Cl.** ..... **13-02**

(52) **U.S. Cl.**

USPC ..... **D13/108; D13/103**

(58) **Field of Classification Search**

USPC ..... D13/103, 107-108, 110, 184, 199

CPC ..... H02J 7/0044; H02J 7/0045; H02J 7/0042;

H02J 7/342; H02J 7/345; H02J 7/025;

H02J 7/0007; H02J 7/0027

See application file for complete search history.

(56) **References Cited**

**U.S. PATENT DOCUMENTS**

5,130,891	A	*	7/1992	Christie	.....	B60R 11/02 330/65
D667,788	S	*	9/2012	Mai	.....	D13/110
D704,135	S	*	5/2014	Stewart	.....	D13/108
D705,721	S	*	5/2014	Huang	.....	D13/103
D711,318	S	*	8/2014	Xinfang	.....	D13/103
D712,351	S	*	9/2014	Zeng	.....	D13/103
D713,786	S	*	9/2014	Wen	.....	D13/103
D717,243	S	*	11/2014	Liu	.....	D13/103
D742,310	S	*	11/2015	Yen	.....	D13/108
D760,647	S	*	7/2016	Chen	.....	D13/103

D762,170	S	*	7/2016	Lei	.....	D13/108
D763,185	S	*	8/2016	Wen	.....	D13/103
D786,192	S	*	5/2017	Liu	.....	D13/107
D812,000	S	*	3/2018	Li	.....	D13/108
D814,405	S	*	4/2018	Hahn	.....	D13/107
D821,306	S	*	6/2018	Liu	.....	D13/107
D826,854	S	*	8/2018	Roberts	.....	D13/108
D872,011	S	*	1/2020	Rao	.....	D13/107

\* cited by examiner

*Primary Examiner* — Rosemary K Tarcza

(74) *Attorney, Agent, or Firm* — Prakash Nama; Global IP Services, PLLC

(57) **CLAIM**

The ornamental design for a power bank, as shown and described.

**DESCRIPTION**

FIG. 1 is a front elevational view of a power bank showing my new design;

FIG. 2 is a rear elevational view thereof;

FIG. 3 is a left side view thereof;

FIG. 4 is a right side view thereof;

FIG. 5 is a top plan view thereof;

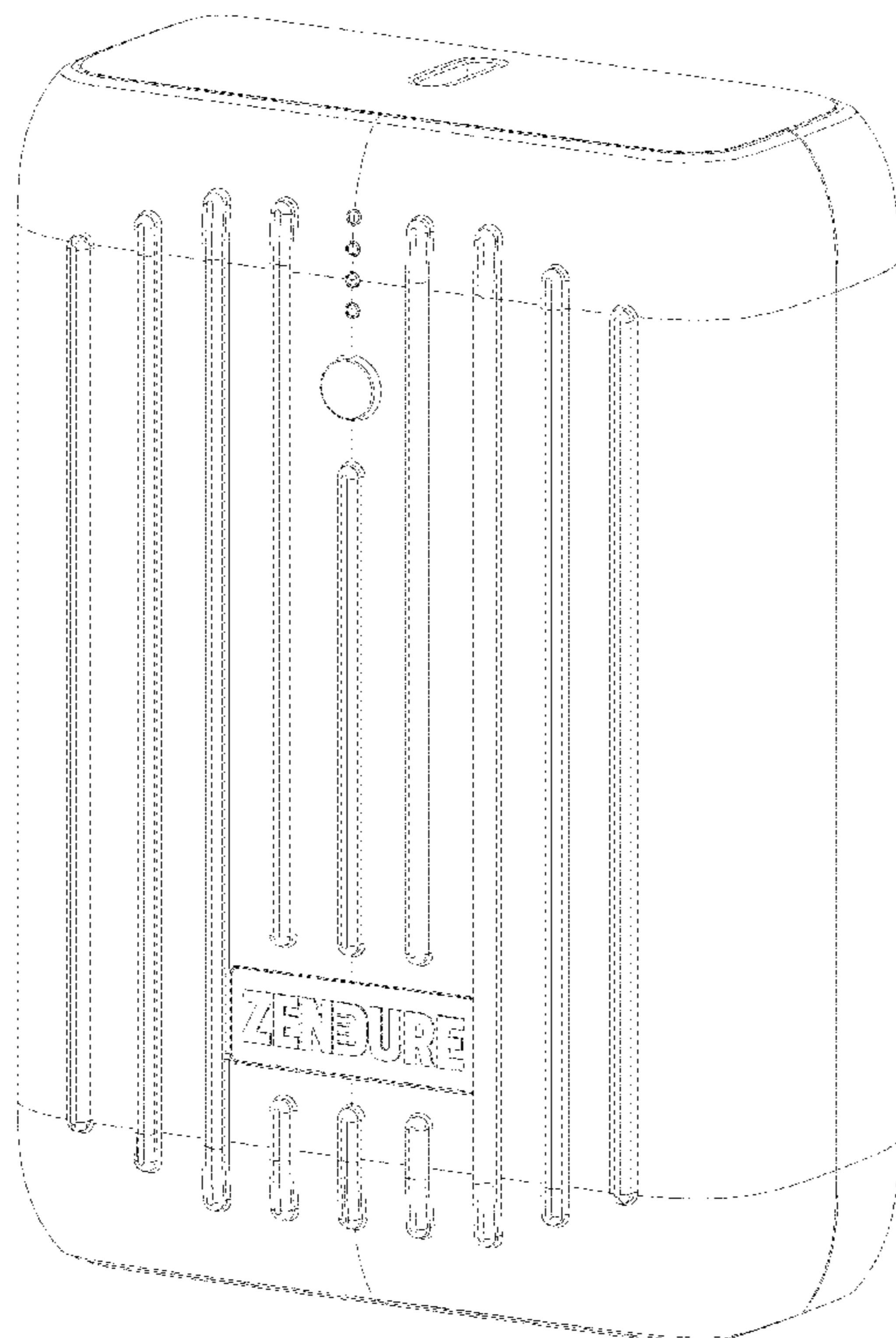
FIG. 6 is a bottom plan view thereof;

FIG. 7 is a perspective view thereof; and,

FIG. 8 is another perspective view thereof.

The broken lines illustrating portions of the power bank do not form part of the claimed design.

**1 Claim, 6 Drawing Sheets**



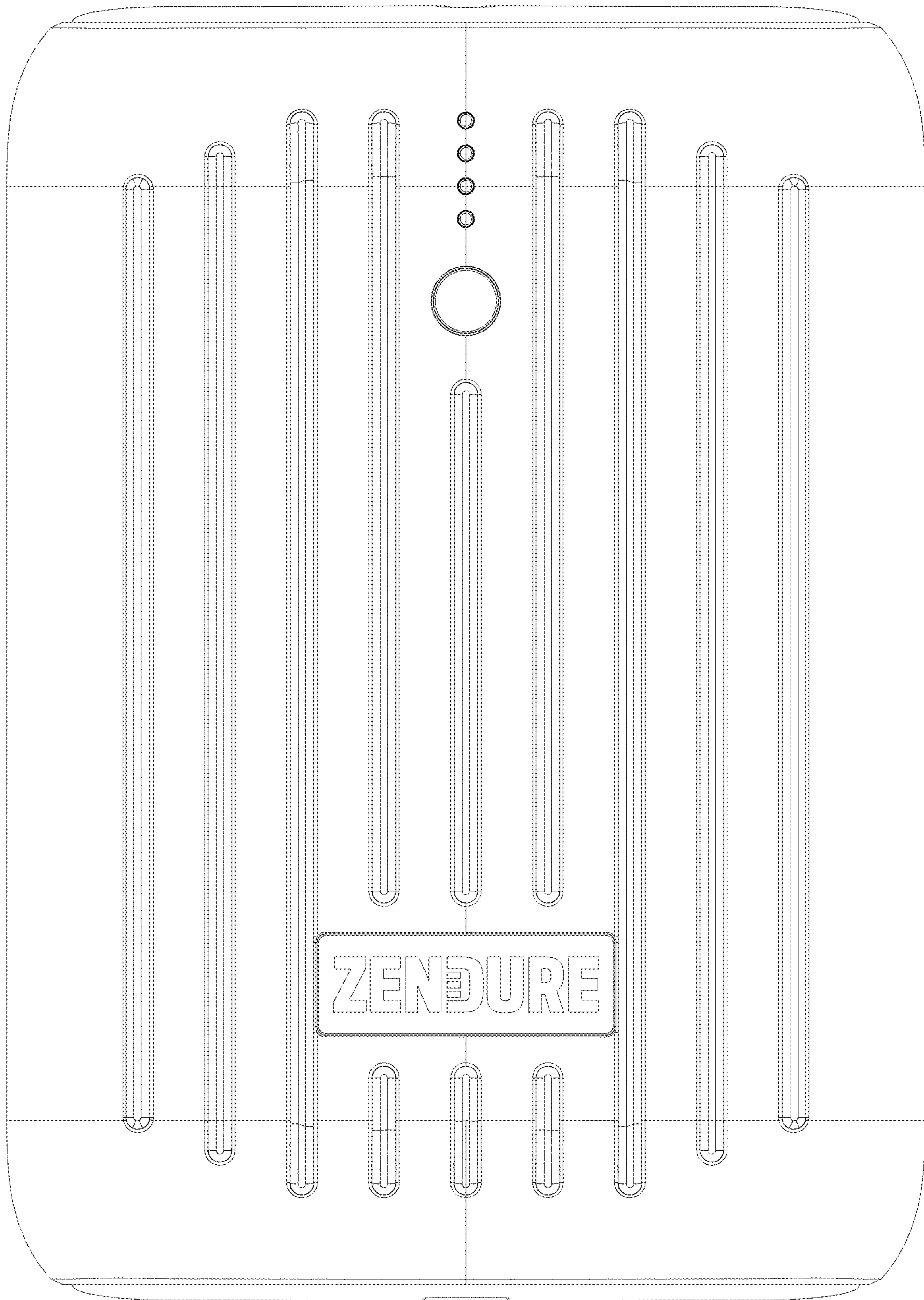


FIG. 1






FIG. 2




FIG. 3




FIG. 4

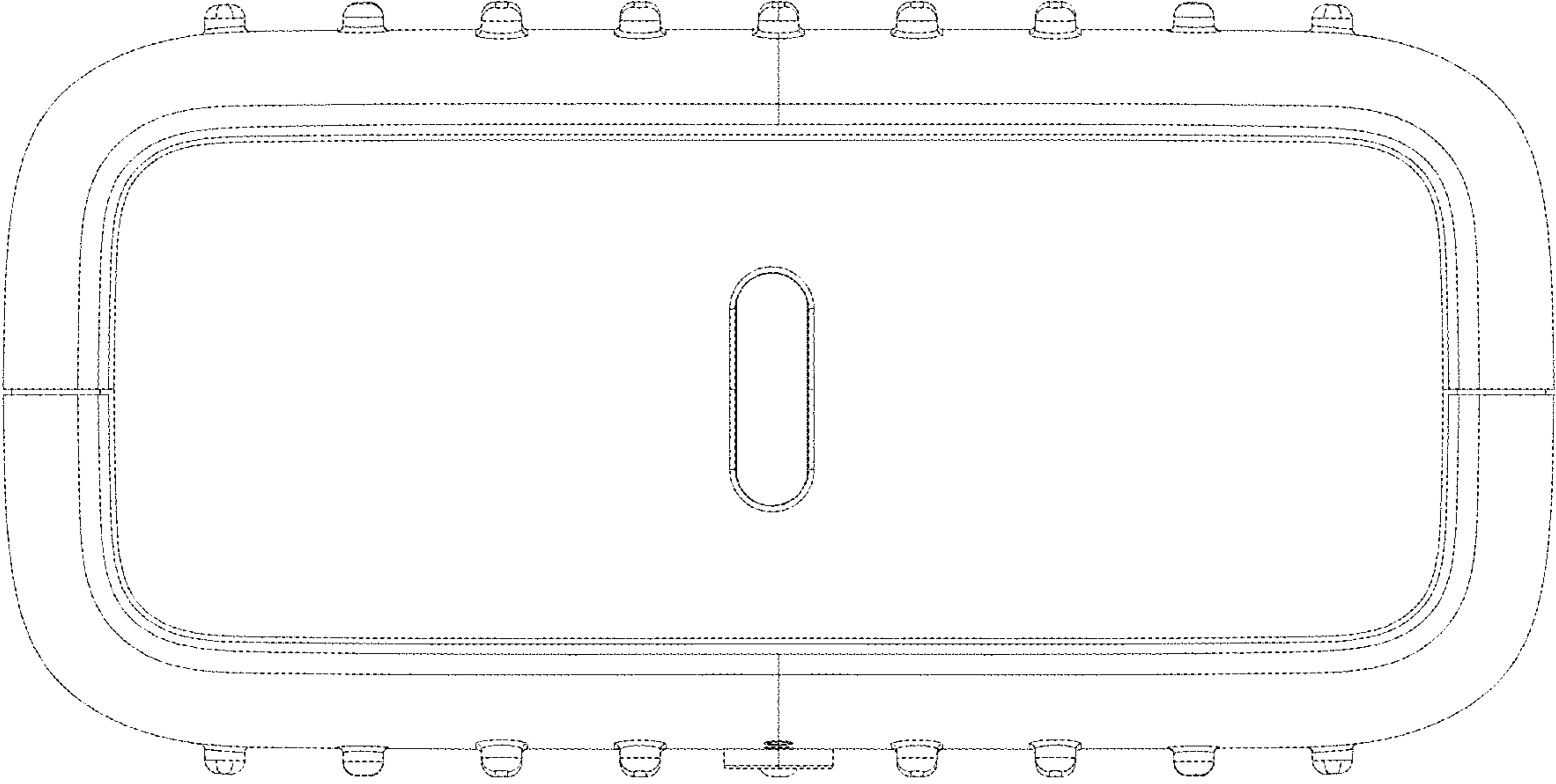


FIG. 5

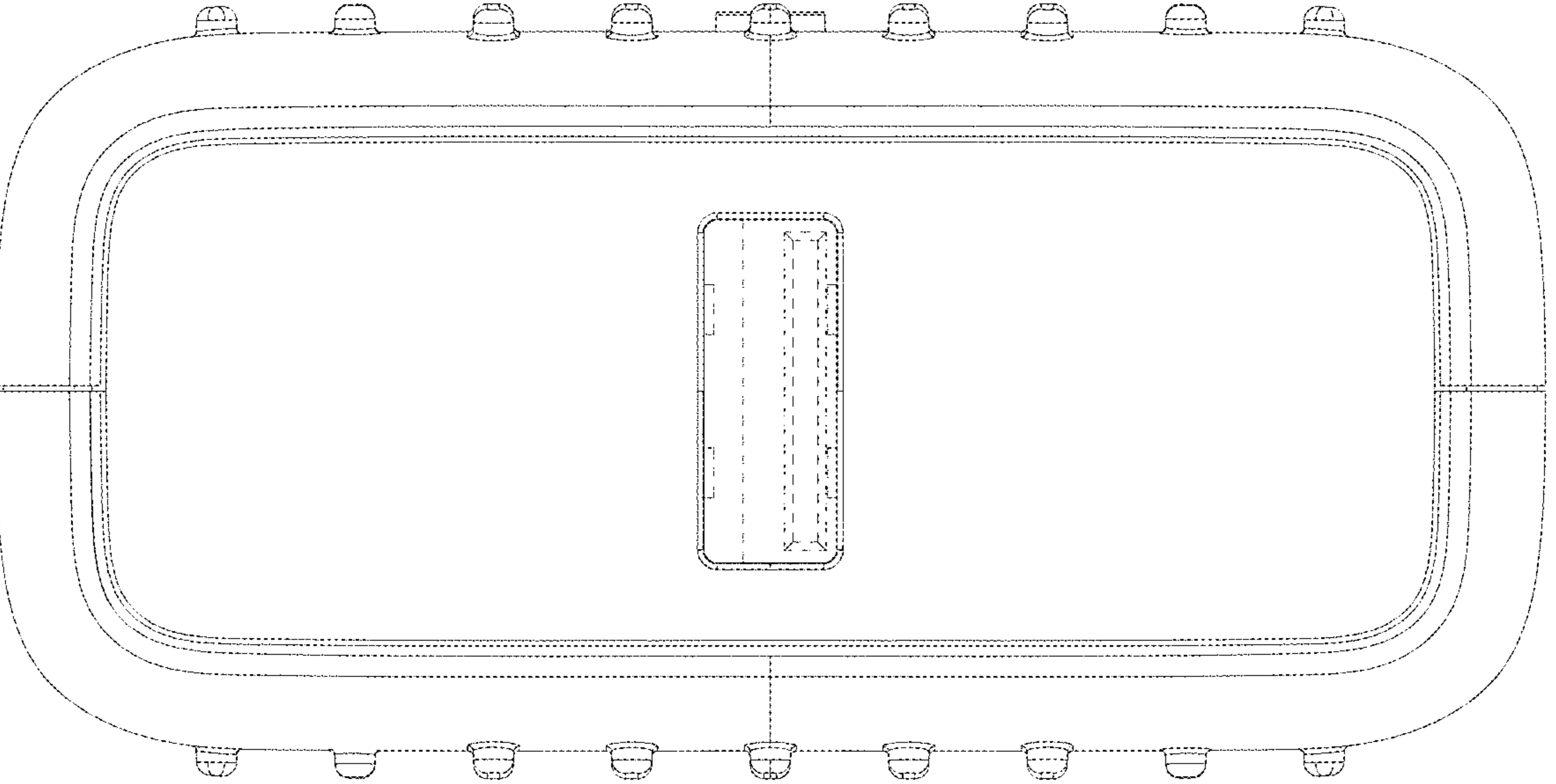


FIG. 6






FIG. 7

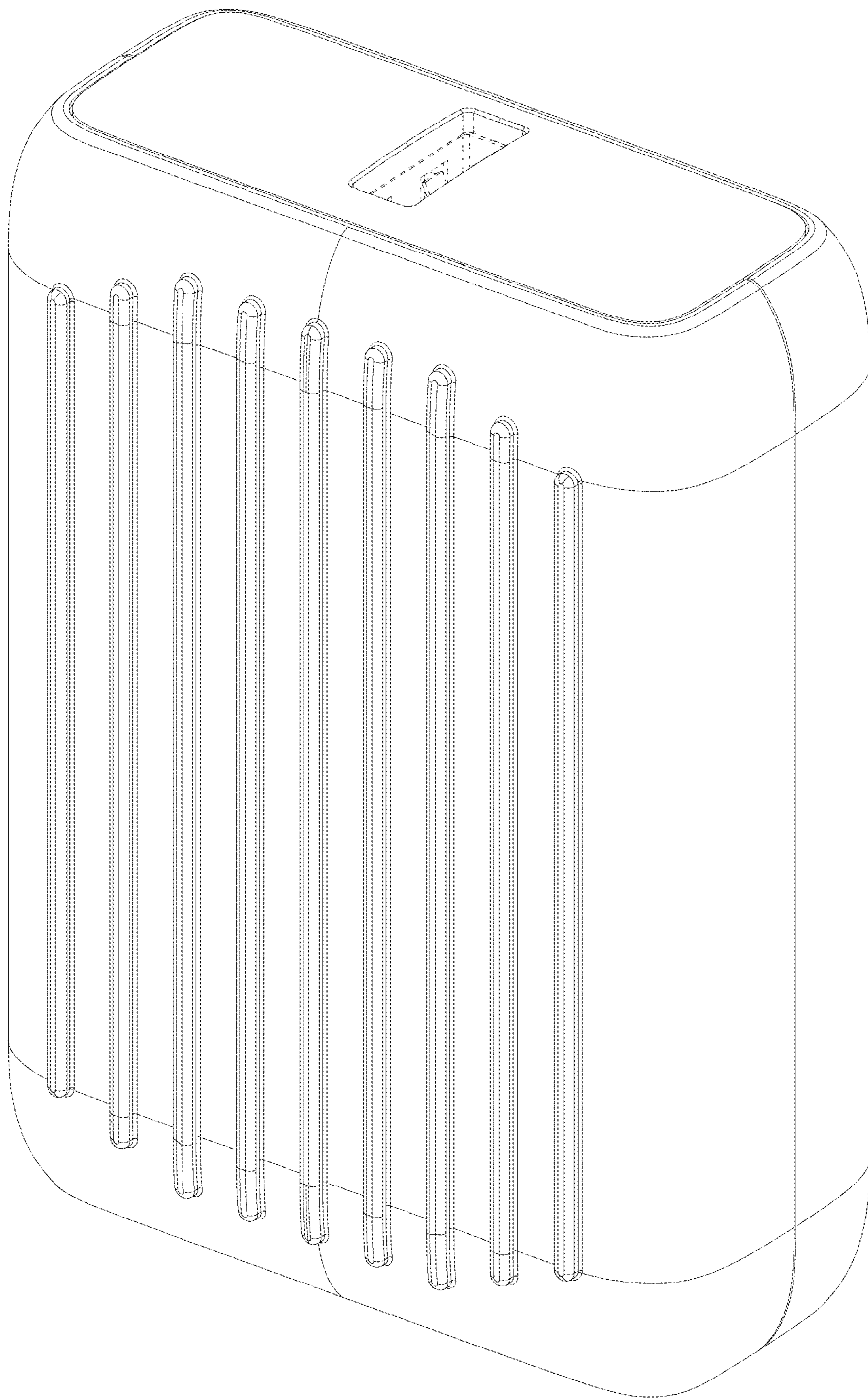


FIG. 8