



US00D898659S

(12) **United States Design Patent**
Zhou et al.

(10) **Patent No.:** **US D898,659 S**
(45) **Date of Patent:** **** Oct. 13, 2020**

- (54) **SOLAR CELL**
- (71) Applicant: **The Solaria Corporation**, Fremont, CA (US)
- (72) Inventors: **Lisong Zhou**, Fremont, CA (US);
Huaming Zhou, Wuxi Jiangsu (CN)
- (73) Assignee: **THE SOLARIA CORPORATION**, Fremont, CA (US)
- (**) Term: **15 Years**
- (21) Appl. No.: **29/698,030**
- (22) Filed: **Jul. 12, 2019**

Related U.S. Application Data

- (62) Division of application No. 29/623,307, filed on Oct. 24, 2017, now Pat. No. Des. 855,016.
- (51) **LOC (12) Cl.** **13-02**
- (52) **U.S. Cl.**
USPC **D13/102**
- (58) **Field of Classification Search**
USPC D13/101, 102, 107, 133, 184, 199
CPC H01L 31/02; H01L 31/042; H01L 31/048;
H01L 31/0525; H01L 31/0203; H01L 31/02008; H01L 27/142; H01L 27/1421;
Y02E 10/40; Y02E 10/47; Y02E 10/50;
Y02E 10/52; Y02E 10/54; Y02E 10/544;
H02S 30/10; H02S 40/34; H02S 40/44;
H02J 7/0042
See application file for complete search history.

(56) **References Cited**

U.S. PATENT DOCUMENTS

- D353,129 S * 12/1994 Ricaud D13/102
- D658,119 S * 4/2012 Bamberg D13/102
- D670,239 S * 11/2012 Kannou D13/102
- D679,650 S * 4/2013 Farris, III D13/102

- 9,147,787 B2 * 9/2015 Hong H01L 31/0504
- D741,793 S * 10/2015 Lim H01L 31/02243
- D13/102
- D742,306 S * 11/2015 Tohoda D13/102
- D762,163 S * 7/2016 Parilla D13/102
- D763,787 S * 8/2016 Parilla D13/102
- D767,484 S * 9/2016 Morad D13/102
- 9,469,896 B2 * 10/2016 Antonaia C23C 14/14
- D813,153 S * 3/2018 Gibson D13/102
- 2003/0000571 A1 * 1/2003 Wakuda H01L 31/048
- 136/256
- 2003/0121228 A1 * 7/2003 Stoehr H01L 31/0512
- 52/518
- 2009/0277491 A1 * 11/2009 Nakamura H01L 31/0504
- 136/244
- 2010/0126551 A1 * 5/2010 Okamoto H01L 31/0512
- 136/244
- 2012/0204935 A1 * 8/2012 Meyer F24S 25/37
- 136/246
- 2012/0318319 A1 * 12/2012 Pinarbasi H01L 31/0201
- 136/244

(Continued)

Primary Examiner — Derrick E Holland

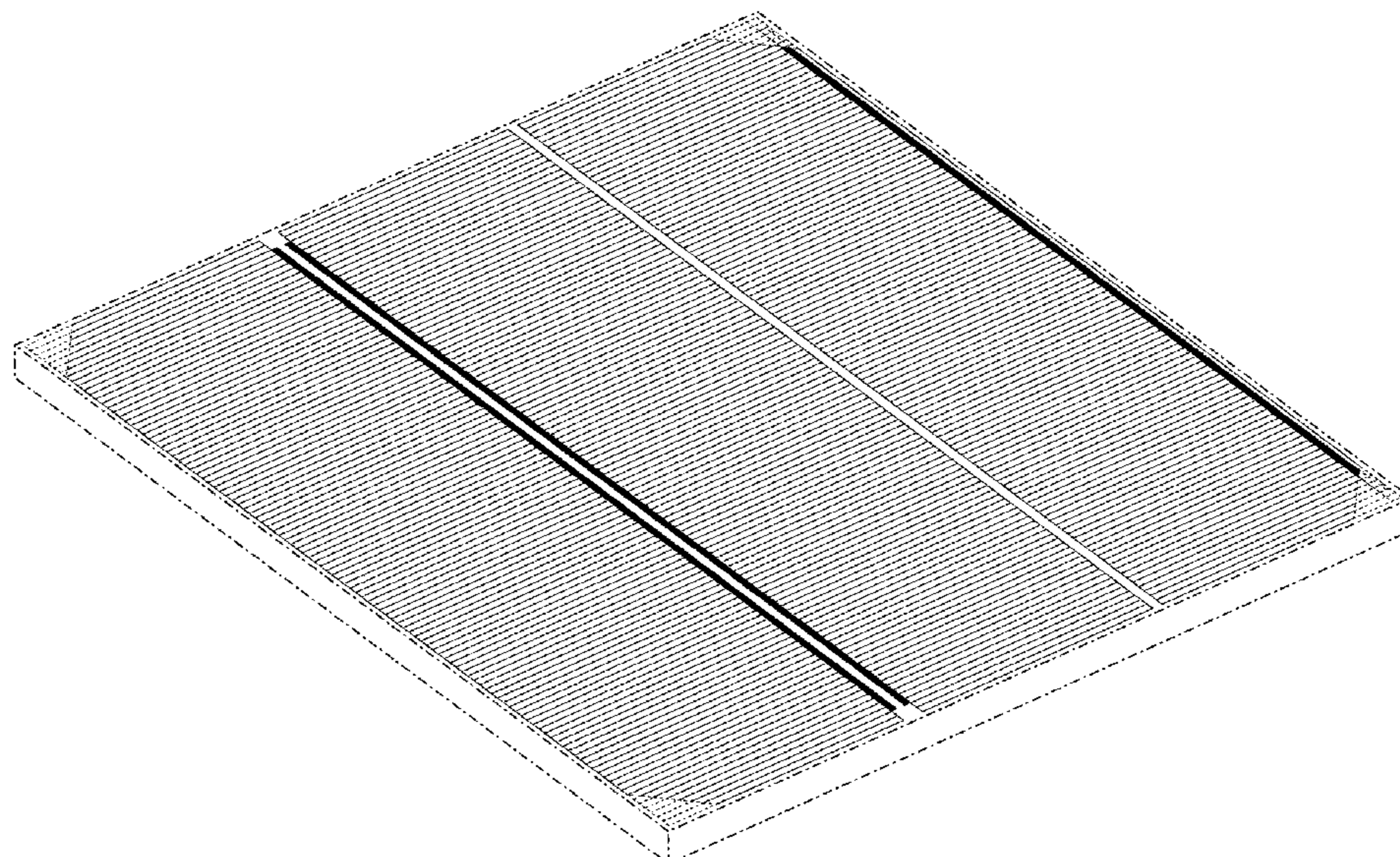
(57) **CLAIM**

The ornamental design for a solar cell, as shown and described.

DESCRIPTION

FIG. 1 is a top perspective view of a solar cell, according to our new design embodiment of the design;
 FIG. 2 is a top view thereof;
 FIG. 3 is a bottom view thereof;
 FIG. 4 is a right side elevation view thereof;
 FIG. 5 is a left side elevation view thereof;
 FIG. 6 is a back elevation view thereof; and,
 FIG. 7 is a front elevation view thereof.
 The broken lines shown are included for the purpose of illustrating a portion of the solar cell that form no part of the claimed design.

1 Claim, 3 Drawing Sheets



(56)

References Cited

U.S. PATENT DOCUMENTS

2013/0133743 A1* 5/2013 Grah B32B 27/32
136/259
2013/0269748 A1* 10/2013 Wiedeman H01L 31/048
136/244
2014/0352765 A1* 12/2014 Nakamura H01G 9/2068
136/251
2015/0171239 A1* 6/2015 Tanaka H01L 31/02242
136/256

* cited by examiner

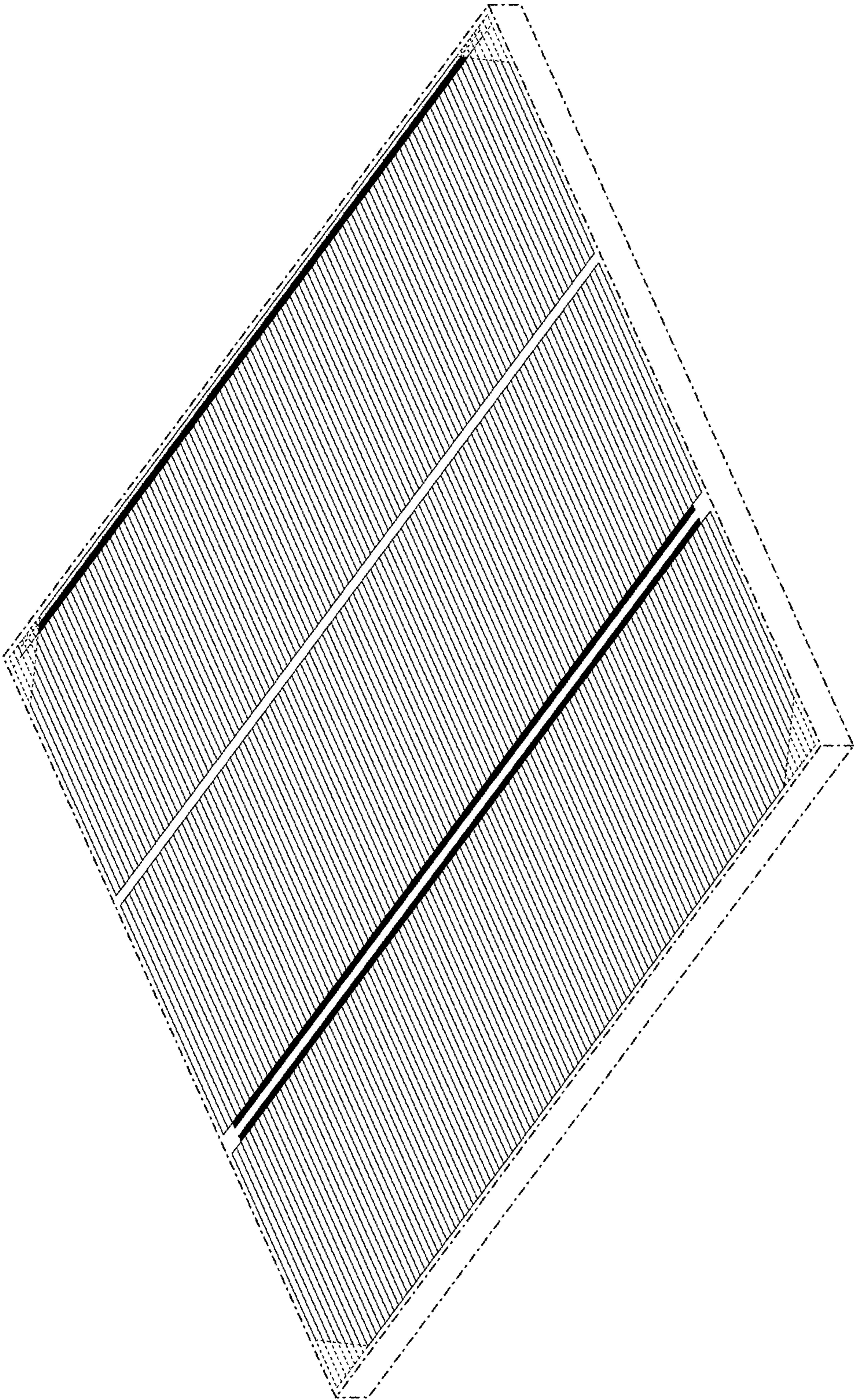


FIG. 1




FIG. 3




FIG. 2

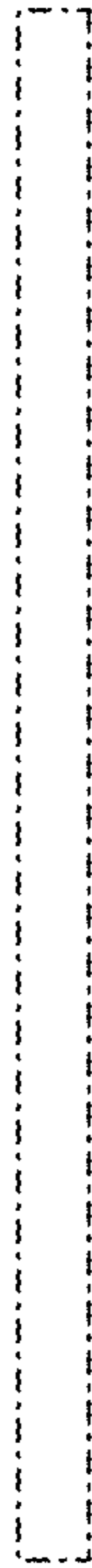


FIG. 4

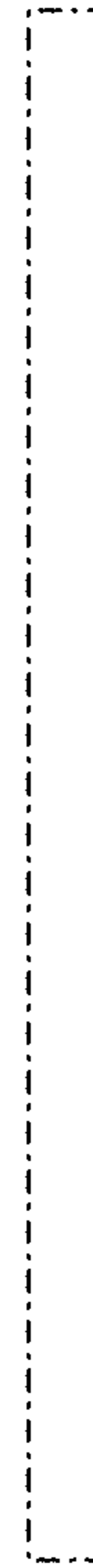


FIG. 5



FIG. 6

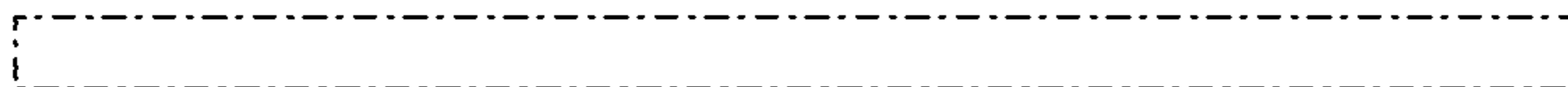


FIG. 7