

US00D898657S

(12) **United States Design Patent** (10) **Patent No.:** **US D898,657 S**  
**Mariani et al.** (45) **Date of Patent:** **\*\* Oct. 13, 2020**

(54) **PNEUMATIC TIRE**

**OTHER PUBLICATIONS**

(71) Applicant: **PIRELLI TYRE S.p.A.**, Milan (IT)

Decision to grant from the Intellectual Property Office Ministry of Economic Affairs in a counterpart Taiwan Application No. 108301588, dated Jul. 4, 2019.

(72) Inventors: **Mario Mariani**, Milan (IT); **Luca Bruschelli**, Milan (IT); **Sandro Gallo**, Milan (IT)

*Primary Examiner* — George D. Kirschbaum  
(74) *Attorney, Agent, or Firm* — Finnegan, Henderson, Farabow, Garrett & Dunner, L.L.P.

(73) Assignee: **PIRELLI TYRE S.p.A.**, Milan (IT)

(57) **CLAIM**

(\*\*) Term: **15 Years**

The ornamental design for a pneumatic tire, as shown and described.

(21) Appl. No.: **29/685,109**

**DESCRIPTION**

(22) Filed: **Mar. 26, 2019**

FIG. 1 is a perspective view of a first embodiment of a pneumatic tire, showing our new design;  
FIG. 2 is a top view thereof;  
FIG. 3 is a bottom view thereof;  
FIG. 4 is a front elevation view thereof;  
FIG. 5 is a rear elevation view thereof;  
FIG. 6 is a left side elevation view thereof;  
FIG. 7 is a right side elevation view thereof;  
FIG. 8 is an enlarged front elevation view of FIG. 2, showing a portion thereof;  
FIG. 9 is a perspective view of a second embodiment of a pneumatic tire, showing our new design;  
FIG. 10 is a top view thereof;  
FIG. 11 is a bottom view thereof;  
FIG. 12 is a front elevation view thereof;  
FIG. 13 is a rear elevation view thereof;  
FIG. 14 is a left side elevation view thereof;  
FIG. 15 is a right side elevation view thereof; and,  
FIG. 16 is an enlarged front elevation view of FIG. 10, showing a portion thereof.  
The broken “dash-dash” lines of even length illustrate portions of the tire that form no part of the claimed design. The portions depicted in broken “dash-dot” lines of uneven length define the boundary of the claimed design. The broken “dot-dot” lines in FIGS. 2, 8, 10 and 16 illustrate the boundary of the portion of the front elevation view.

(30) **Foreign Application Priority Data**

Sep. 27, 2018 (EM) ..... 005663341

(51) **LOC (12) Cl.** ..... **12-15**

(52) **U.S. Cl.**  
USPC ..... **D12/535**

(58) **Field of Classification Search**  
USPC ..... D12/534, 535, 563  
See application file for complete search history.

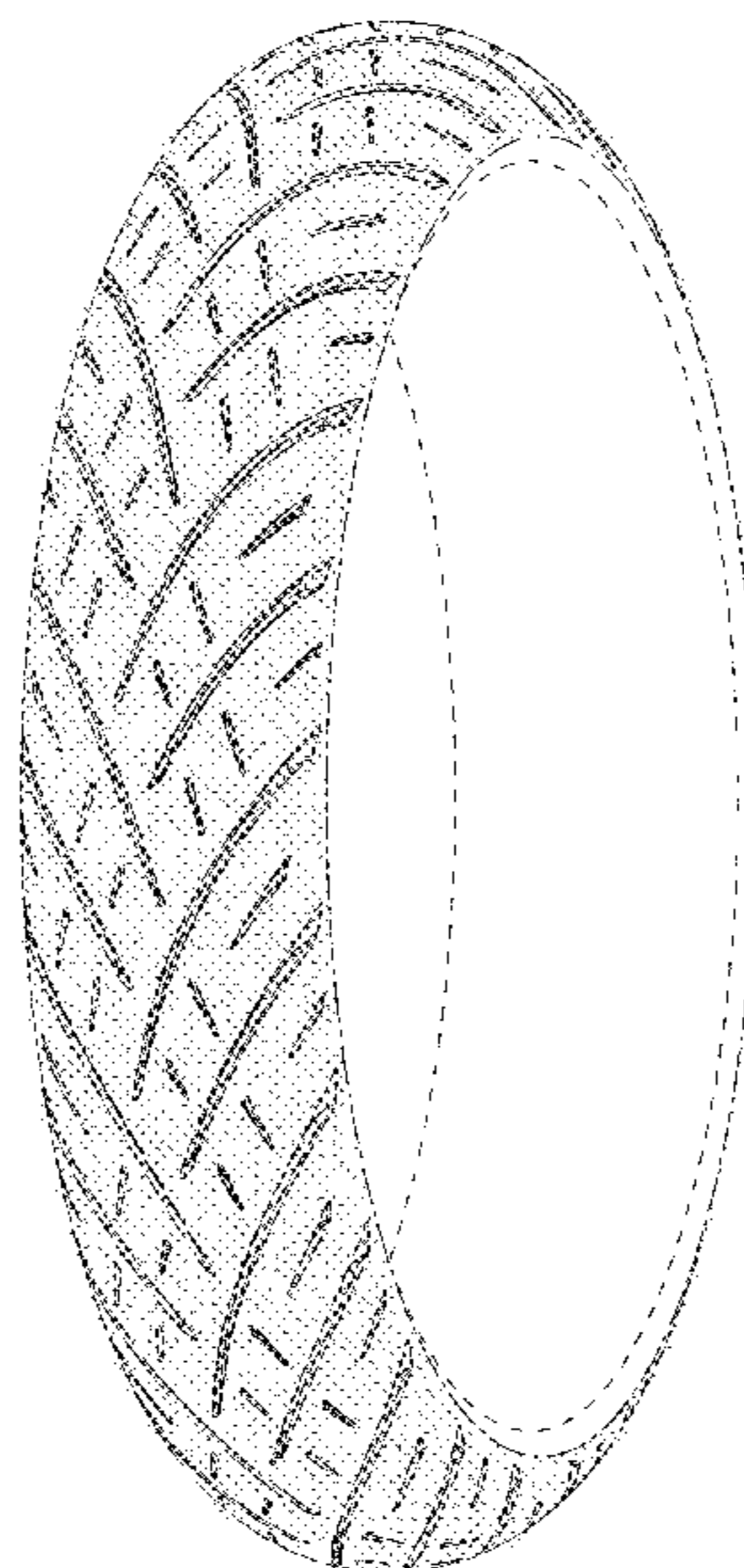
(56) **References Cited**

**U.S. PATENT DOCUMENTS**

D138,325 S	2/1944	Pool
D143,550 S	1/1946	Scheurmann
D145,224 S	7/1946	Newcomer
D157,573 S	3/1950	Young
D162,513 S	3/1951	Brice
D162,514 S	3/1951	Bronson
D165,932 S	2/1952	Peters
D169,190 S	3/1953	Philippe
D171,001 S	12/1953	Mayer

(Continued)

**1 Claim, 16 Drawing Sheets**



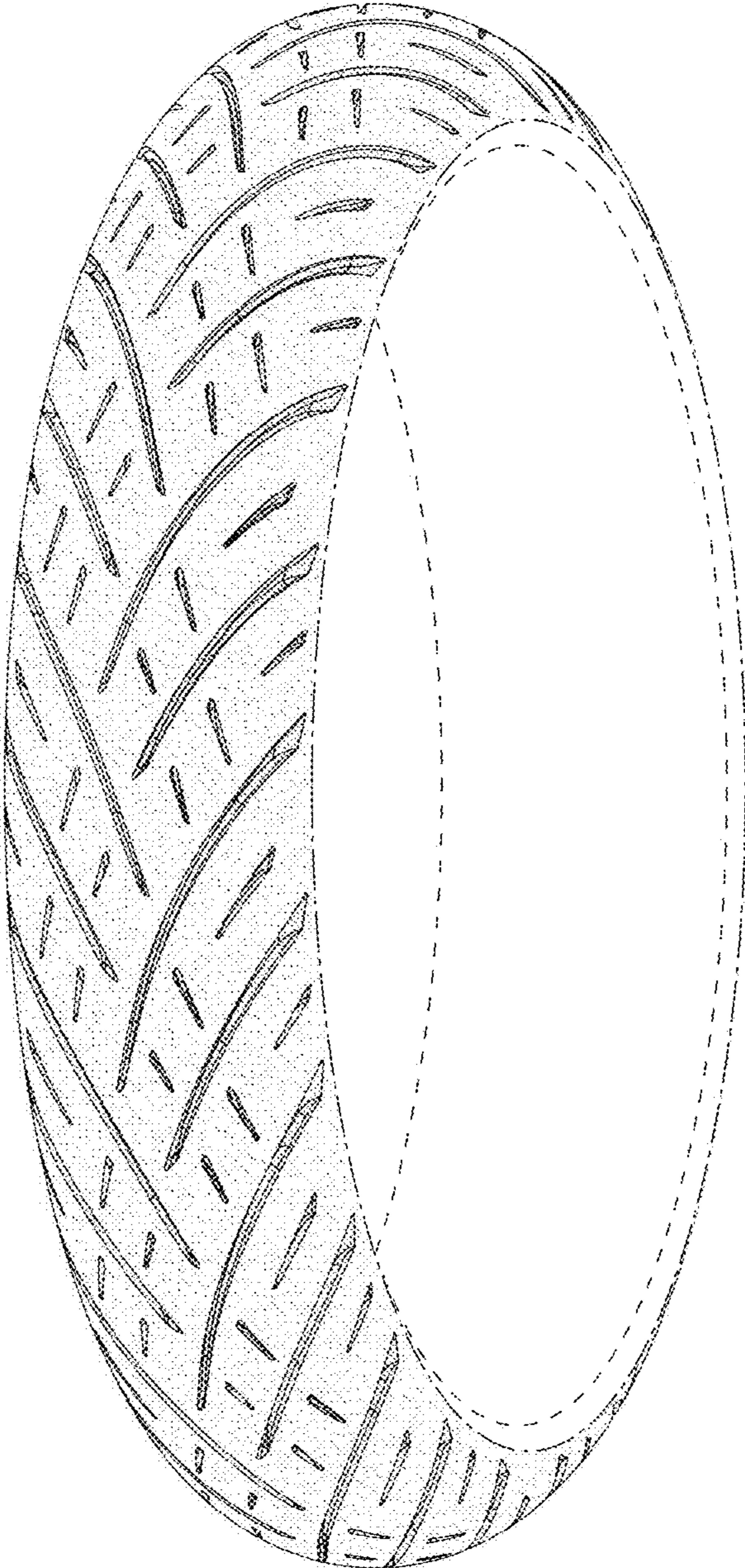
(56)

**References Cited**

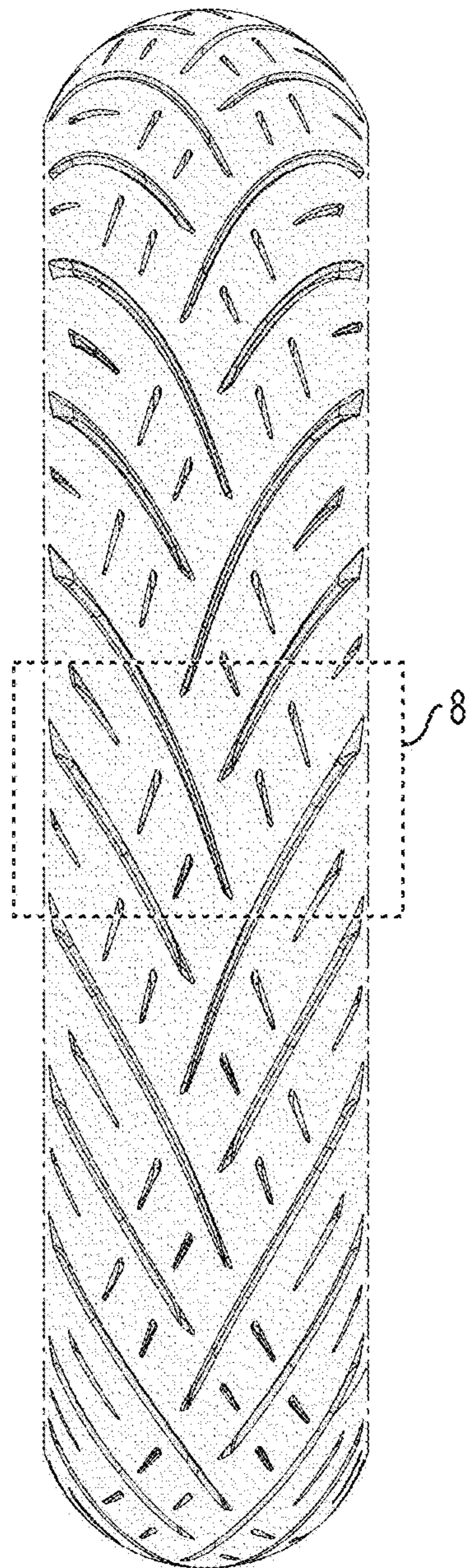
U.S. PATENT DOCUMENTS

D174,694 S	5/1955	Katz	
D181,411 S	11/1957	Kolb	
D685,721 S *	7/2013	Bell .....	D12/535
D748,041 S *	1/2016	Lucas .....	D12/535
D754,585 S *	4/2016	Otani .....	D12/535
D782,395 S *	3/2017	Vowles .....	D12/535
D810,659 S *	2/2018	Nakamura .....	D12/535
D810,660 S *	2/2018	Nakamura .....	D12/535
D852,119 S *	6/2019	Alegot .....	D12/535

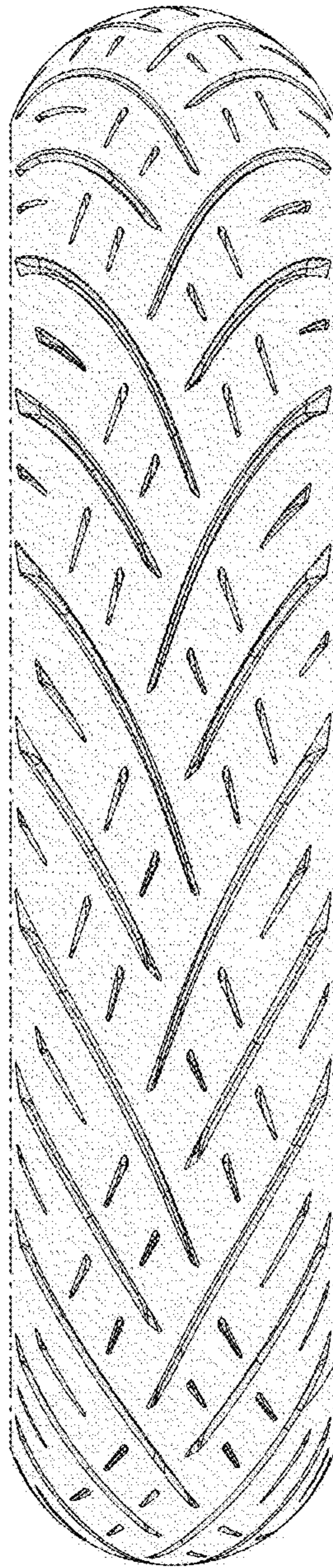
\* cited by examiner



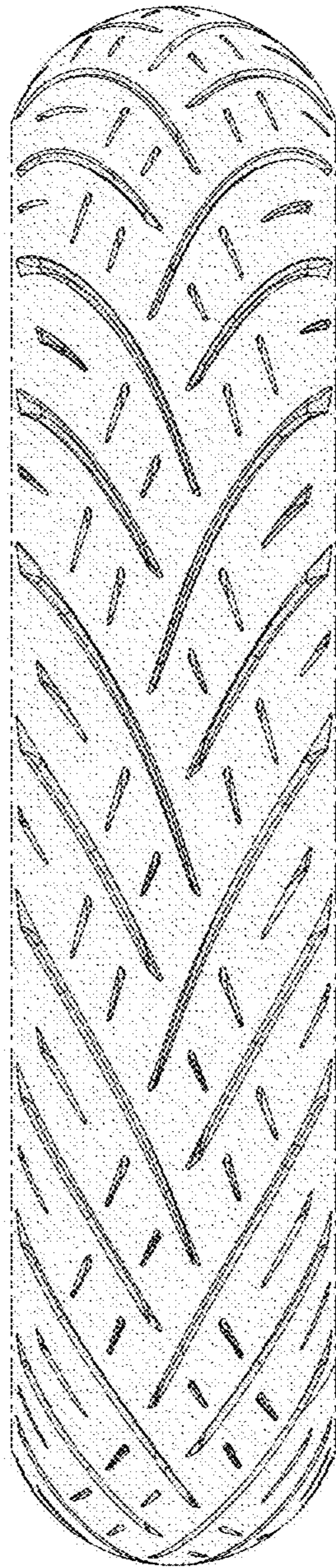
**FIG. 1**




**FIG. 2**




**FIG. 3**



**FIG. 4**




**FIG. 5**

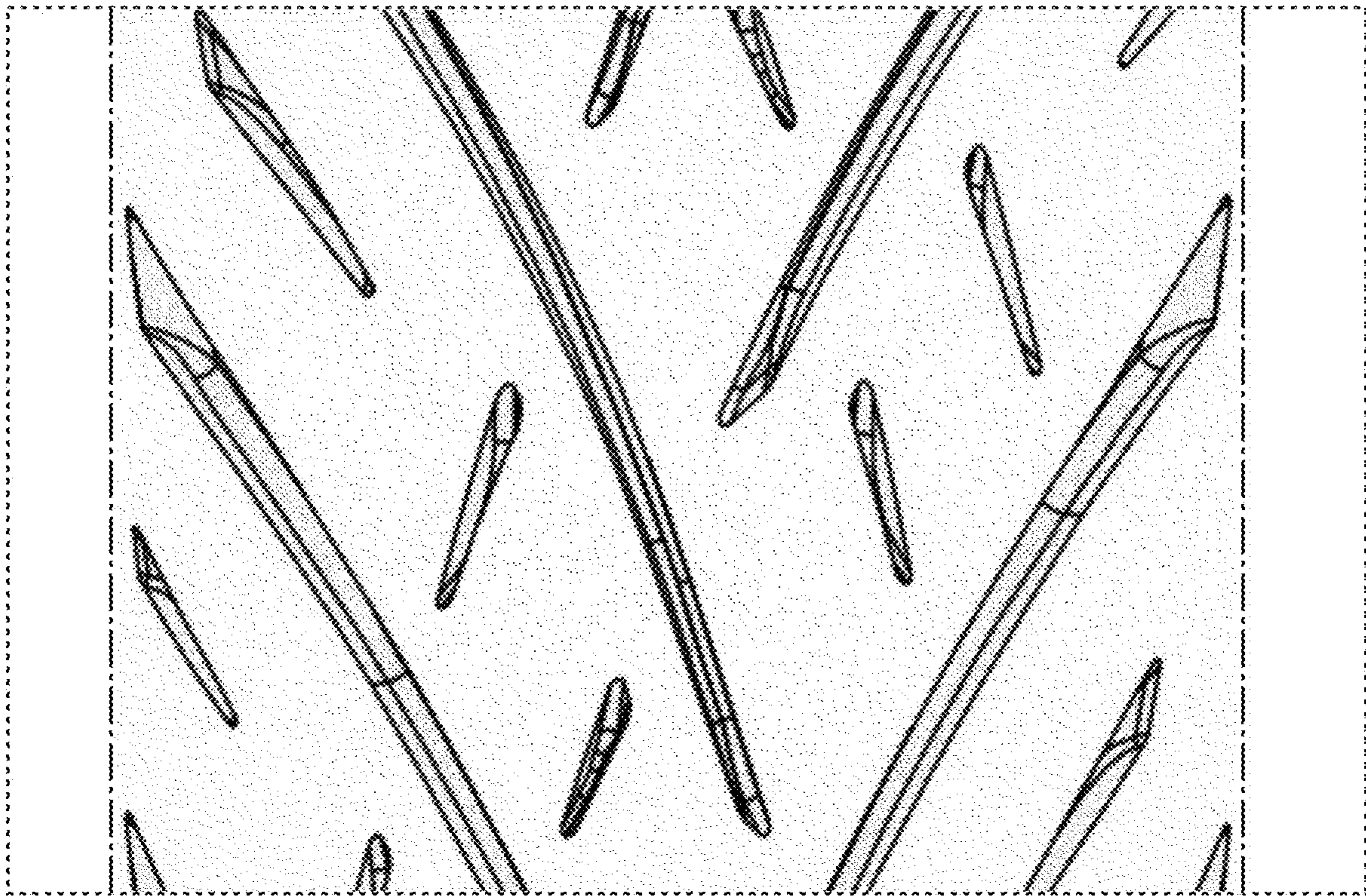


**FIG. 6**

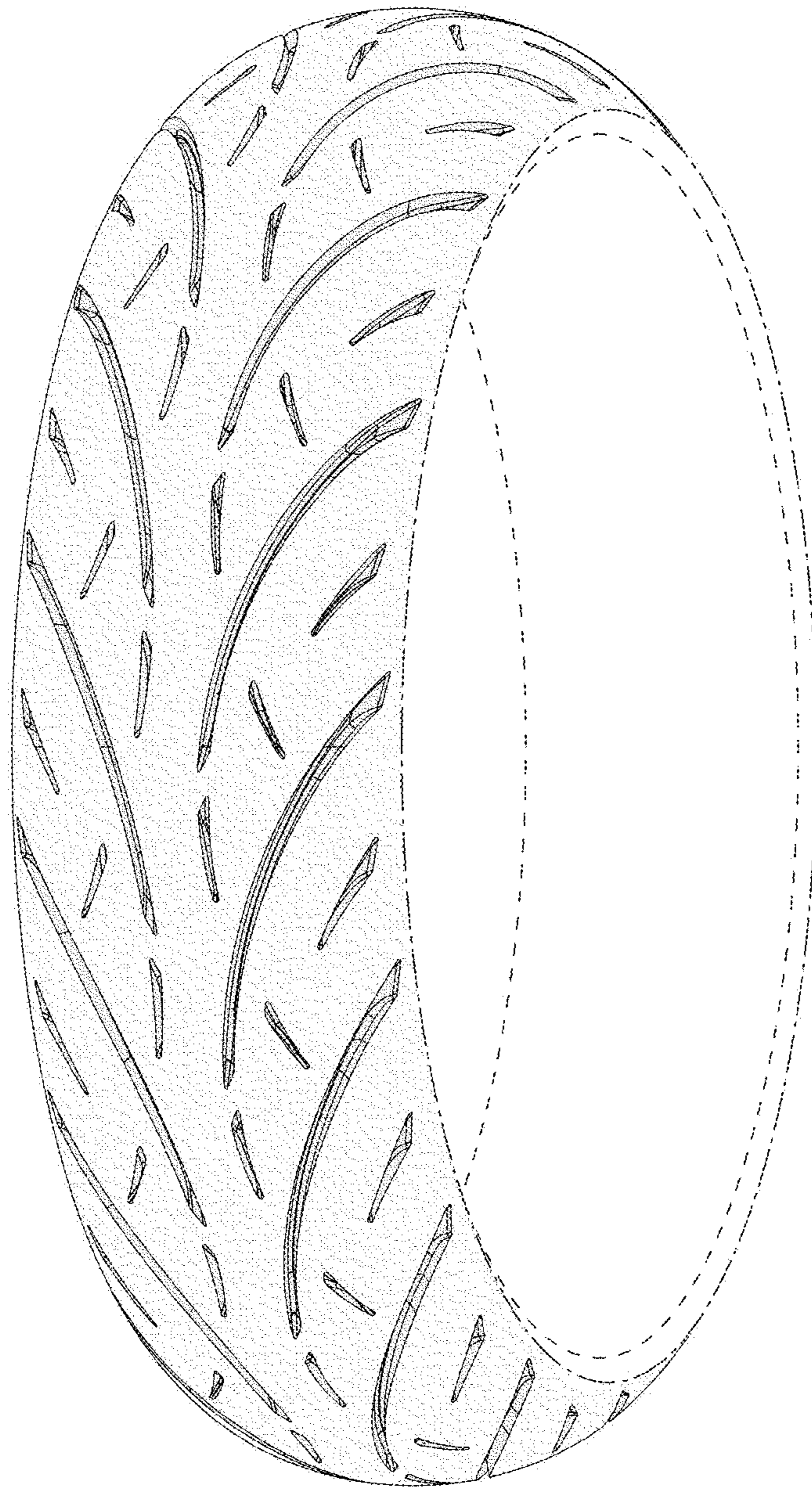




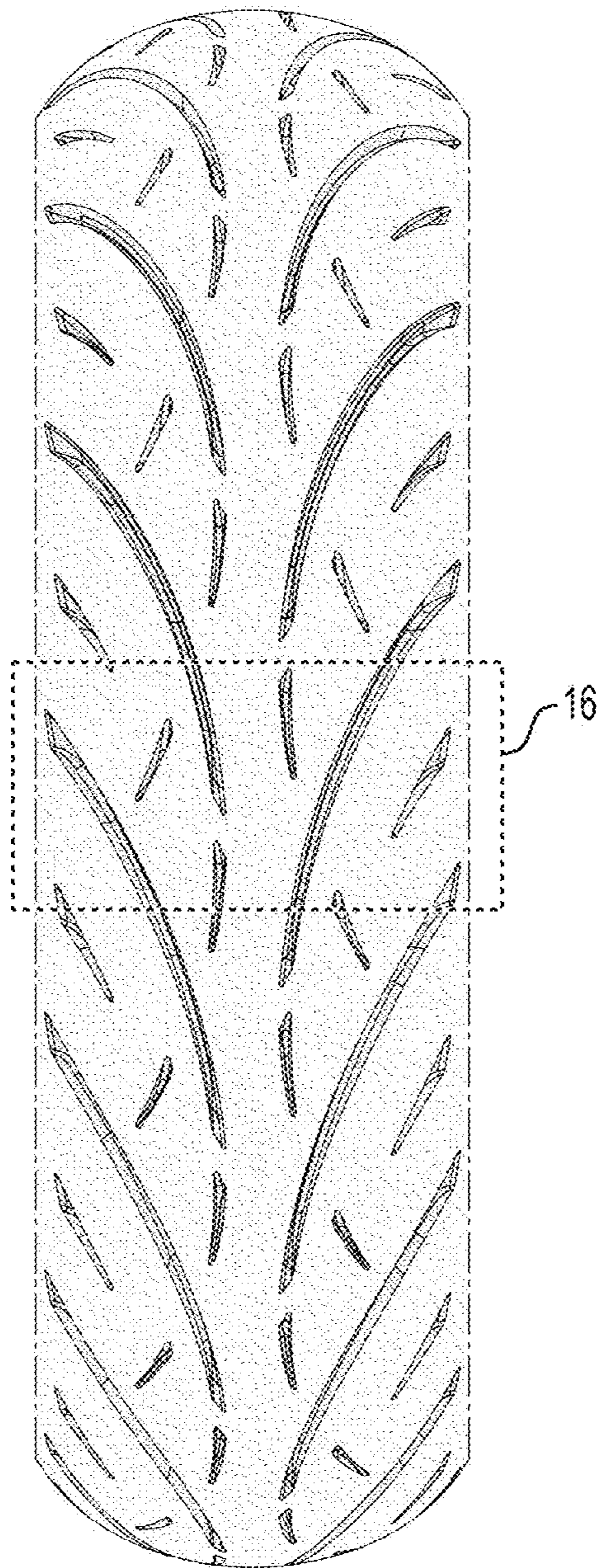
**FIG. 7**




**FIG. 8**




**FIG. 9**



**FIG. 10**




**FIG. 11**



**FIG. 12**




**FIG. 13**

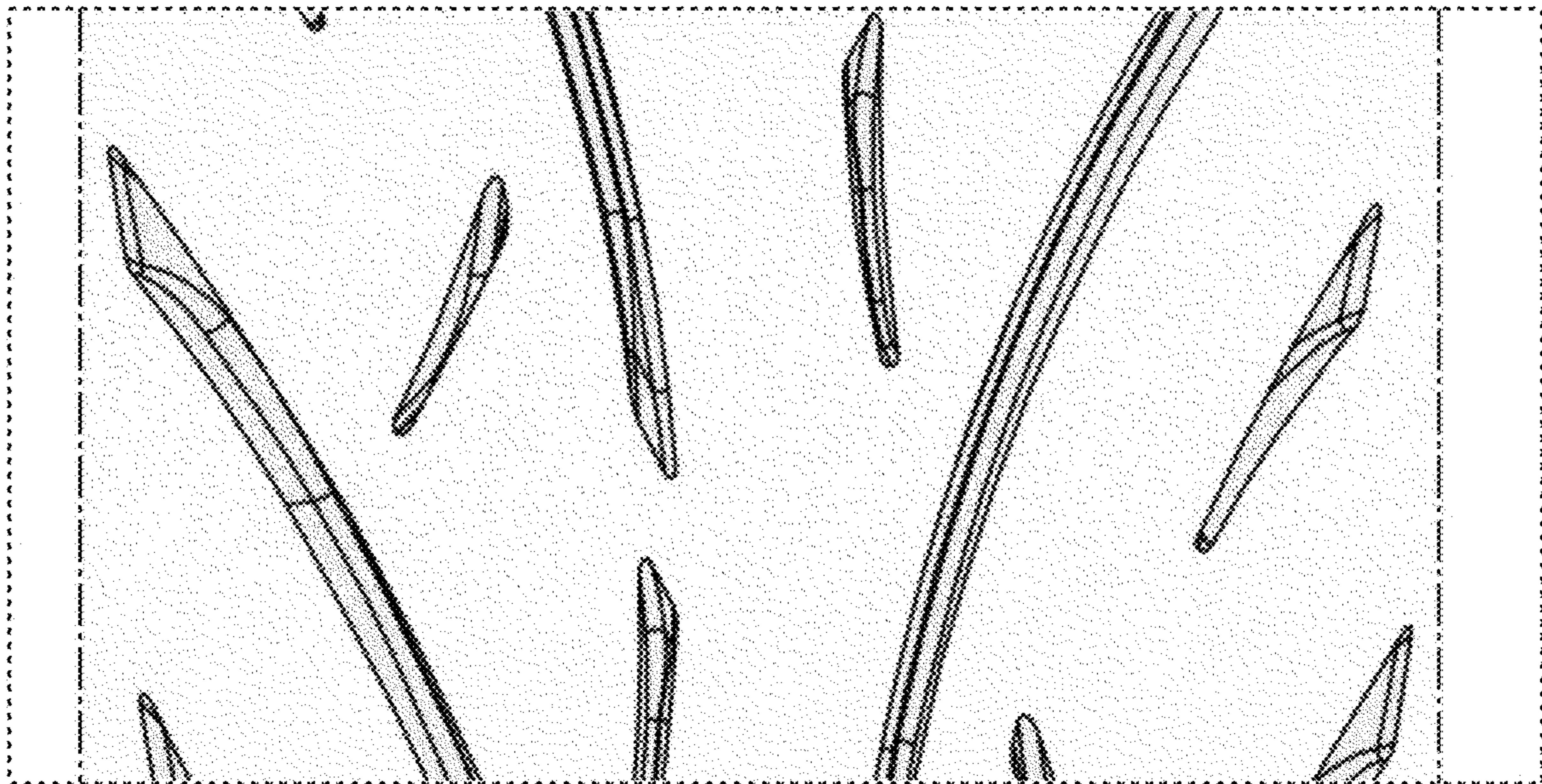


**FIG. 14**





**FIG. 15**



**FIG. 16**