



US00D898648S

(12) **United States Design Patent** (10) **Patent No.:** **US D898,648 S**
Milhoan (45) **Date of Patent:** **** Oct. 13, 2020**

(54) **INTERIOR CAR MAT**
(71) Applicant: **Gotzee Automotive, LLC**, Chandler, AZ (US)
(72) Inventor: **Nathan David Milhoan**, Chandler, AZ (US)
(**) Term: **15 Years**
(21) Appl. No.: **29/737,909**
(22) Filed: **Jun. 12, 2020**
(51) **LOC (12) Cl.** **12-16**
(52) **U.S. Cl.**
USPC **D12/203**
(58) **Field of Classification Search**
USPC D12/203, 221, 400, 415, 419, 424, 191;
D6/582-586, 592-594; D24/124
CPC B60N 3/044; B60N 3/04; B60R 13/01
See application file for complete search history.

D805,452 S * 12/2017 Alesi D12/203
D841,799 S * 2/2019 Candy D24/124
D848,920 S 5/2019 Champney
D852,717 S 7/2019 Champney
D856,884 S 8/2019 Champney
D864,609 S * 10/2019 Lagun D6/582
D879,015 S 3/2020 Besley
D881,784 S 4/2020 Chen
D886,492 S * 6/2020 Farkas D6/582
2006/0019057 A1 * 1/2006 Mason B60N 3/048
428/88
2006/0246255 A1 * 11/2006 Bailey B60N 3/046
428/100

* cited by examiner
Primary Examiner — Michelle E. Wilson
Assistant Examiner — Clese Moore, Jr.
(74) *Attorney, Agent, or Firm* — Ellenoff Grossman & Schole LLP; James M. Smedley; Alex Korona

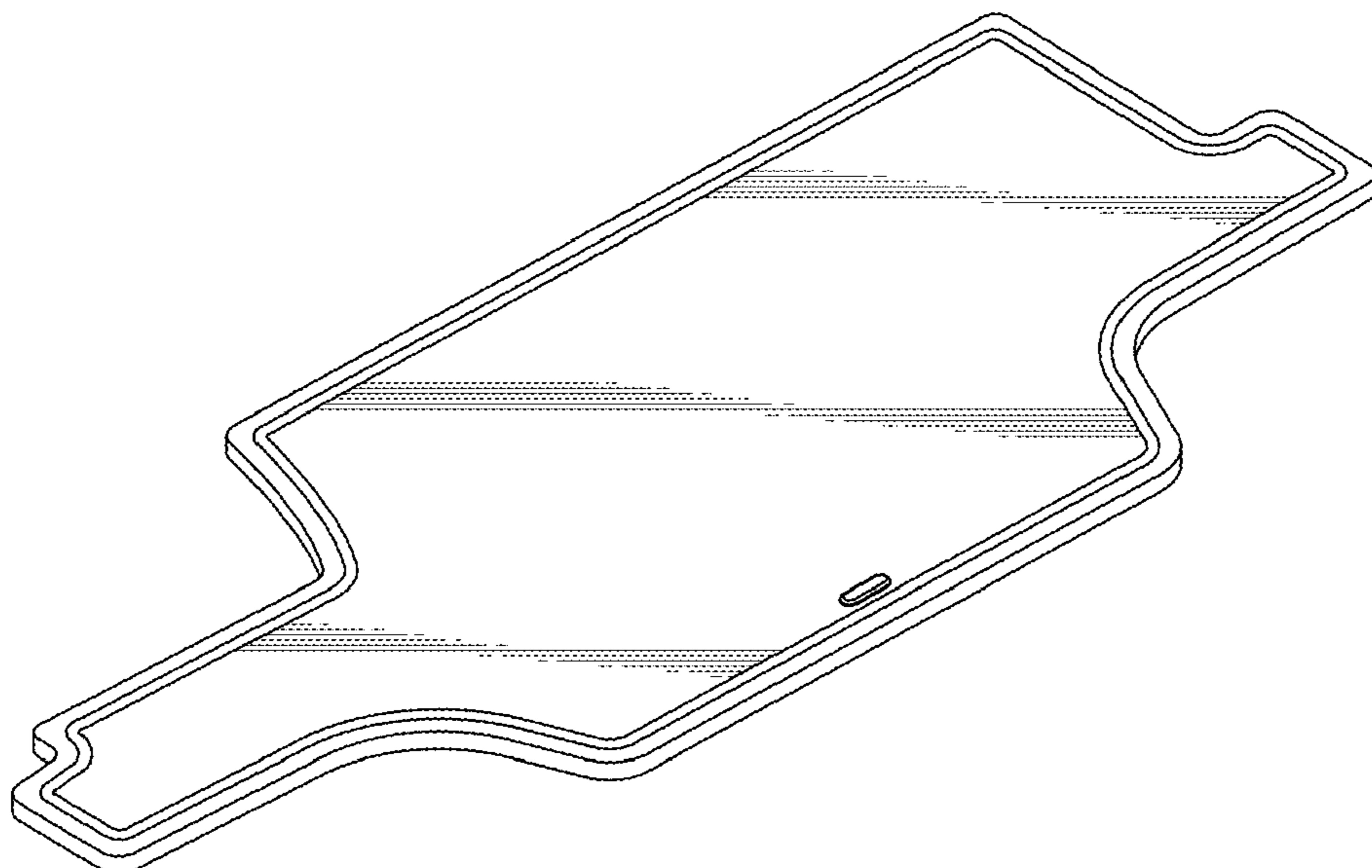
(56) **References Cited**
U.S. PATENT DOCUMENTS
D217,447 S 5/1970 Gerber
D270,528 S * 9/1983 Bloomquist D12/400
D298,817 S * 12/1988 Hamilton D12/221
D348,646 S * 7/1994 Reuben D12/203
D355,095 S * 2/1995 Clever D6/582
D467,854 S * 12/2002 Takahashi D12/203
D491,852 S * 6/2004 Corella D12/191
D529,852 S * 10/2006 Thom D12/203
D558,655 S * 1/2008 Kawamata D12/191
D599,149 S * 9/2009 White D6/582
D610,062 S * 2/2010 Lu D12/203
D644,979 S 9/2011 Wenrick et al.
D669,413 S * 10/2012 Lee D12/400
D718,697 S * 12/2014 Koblenzer D12/221
D733,022 S * 6/2015 Chang D12/203
D734,232 S * 7/2015 Chang D12/203
D734,700 S * 7/2015 Chang D12/203
D797,473 S * 9/2017 Wilkinson D6/592

(57) **CLAIM**
I claim the ornamental design for an interior car mat, as shown and described.

DESCRIPTION

FIG. 1 is a perspective view showing my new design for an interior car mat.
FIG. 2 is a front plan view thereof.
FIG. 3 is a rear plan view thereof.
FIG. 4 is a top plan view thereof.
FIG. 5 is a bottom plan view thereof.
FIG. 6 is a left-side plan view thereof.
FIG. 7 is a right-side plan view thereof; and,
FIG. 8 is a top view thereof, shown in environmental use.
The broken lines represent unclaimed subject matter and form no part of the claimed design.
The shading lines shown in the drawings represent the approximate three-dimensional contour of the design, and are not intended to indicate surface decoration.

1 Claim, 8 Drawing Sheets



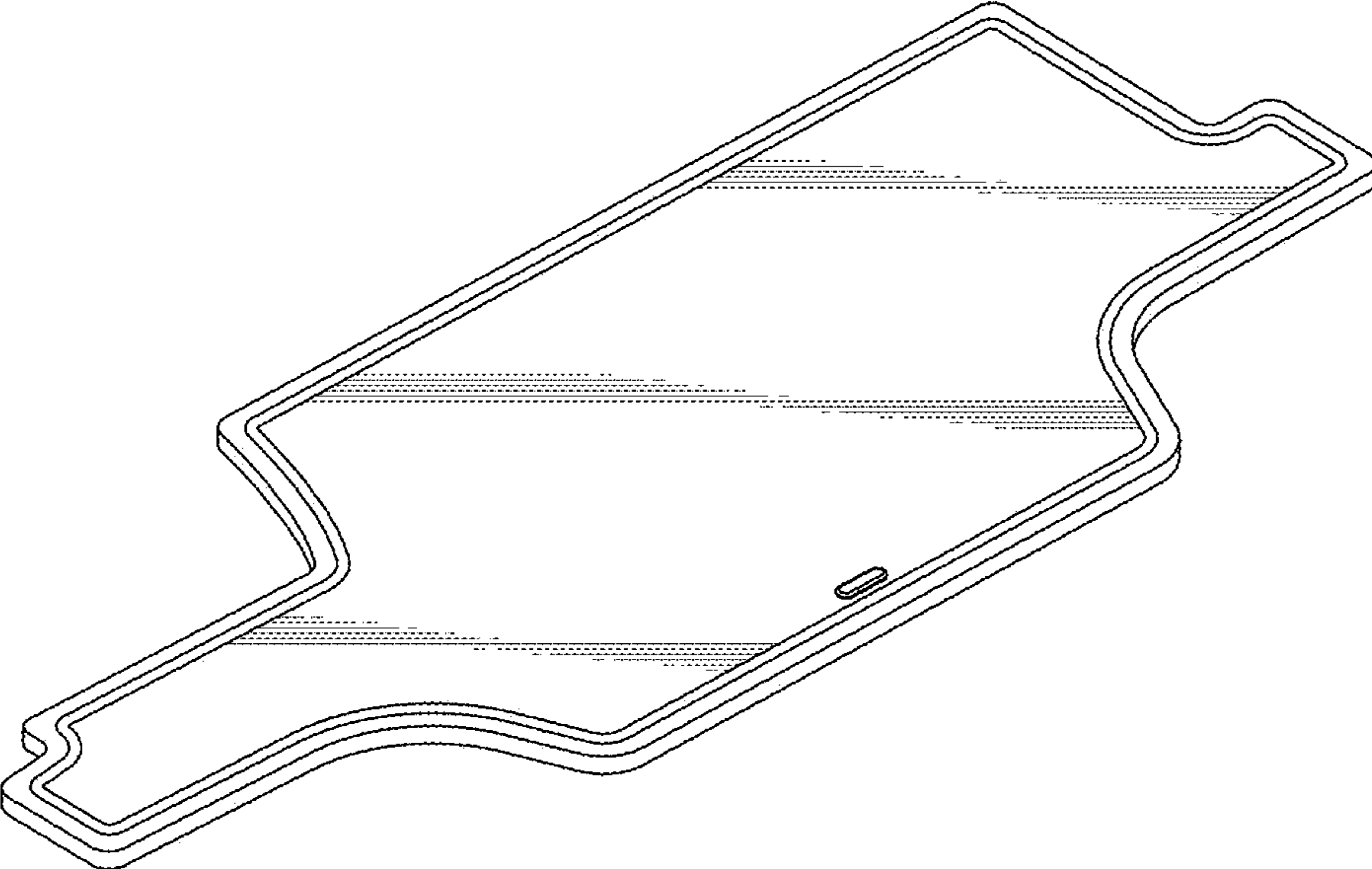


FIG. 1




FIG. 2




FIG. 3

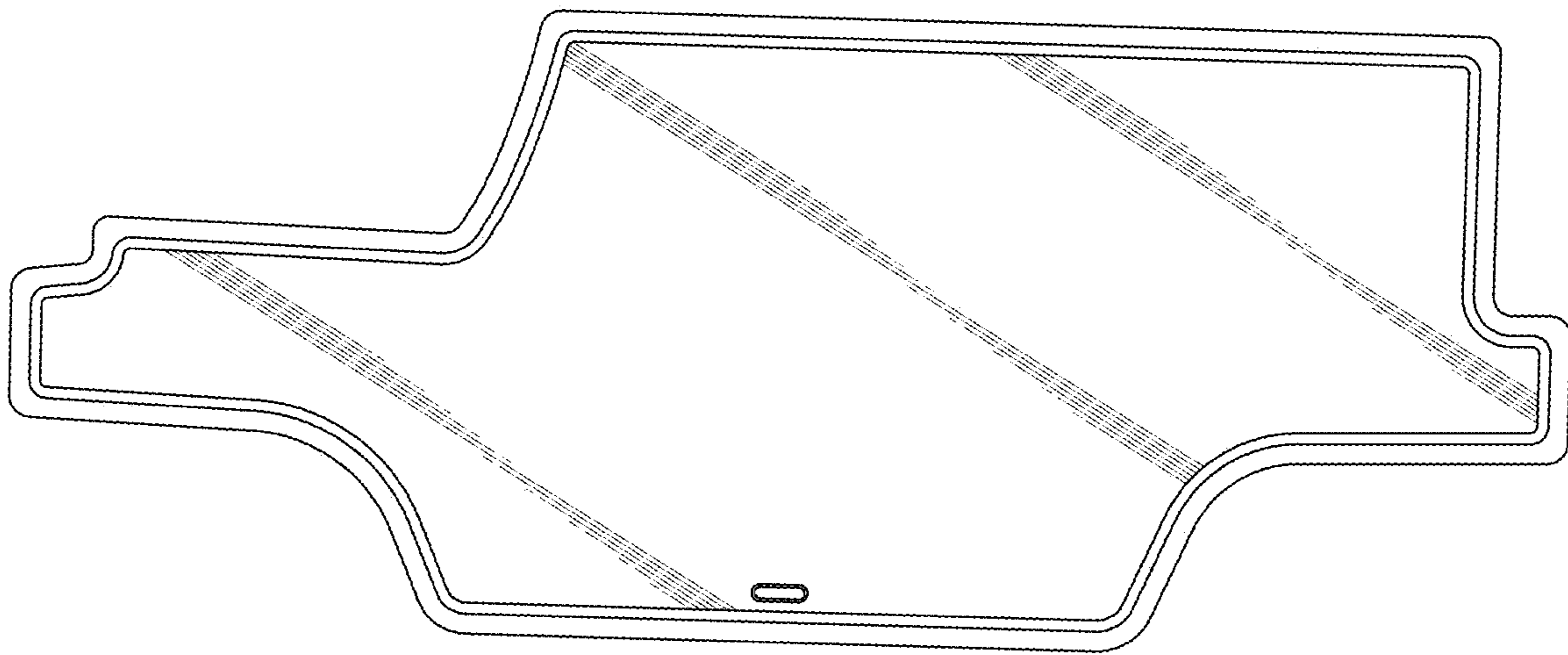


FIG. 4

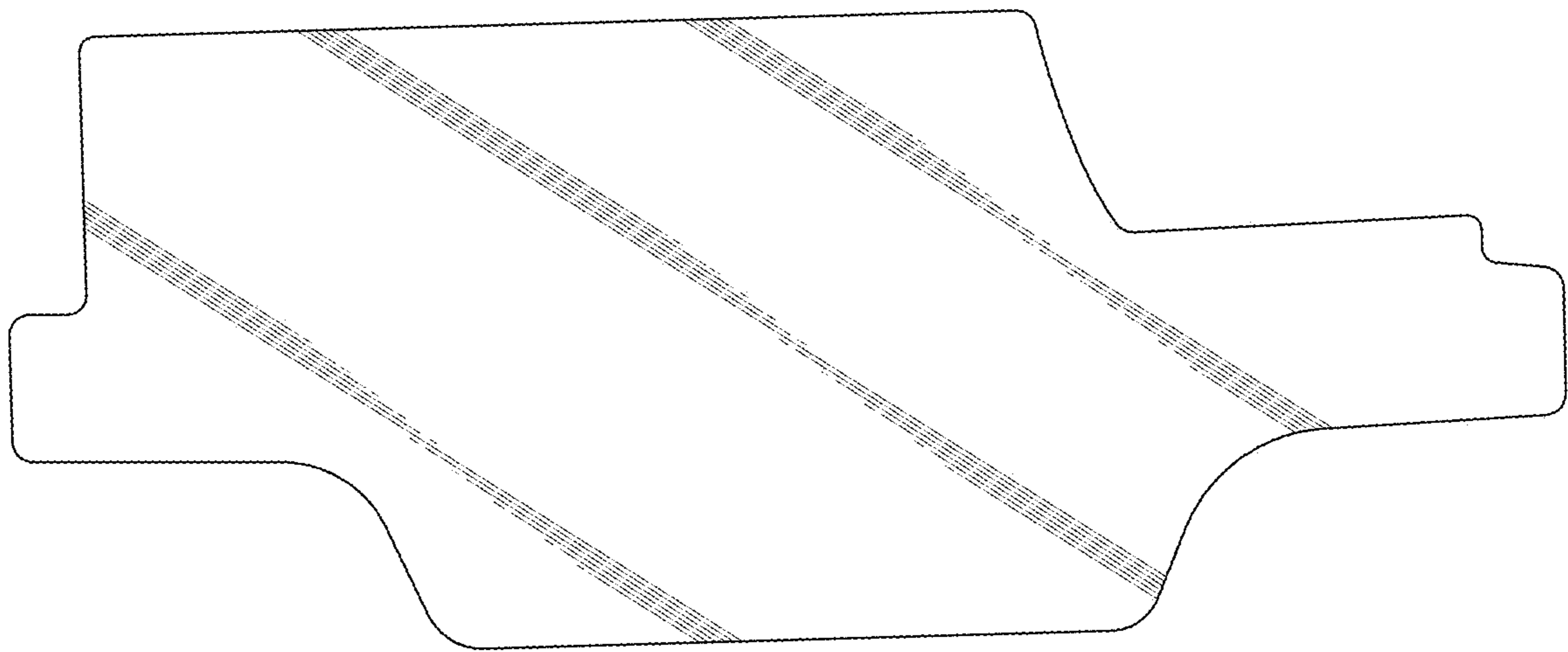


FIG. 5




FIG. 6



FIG. 7

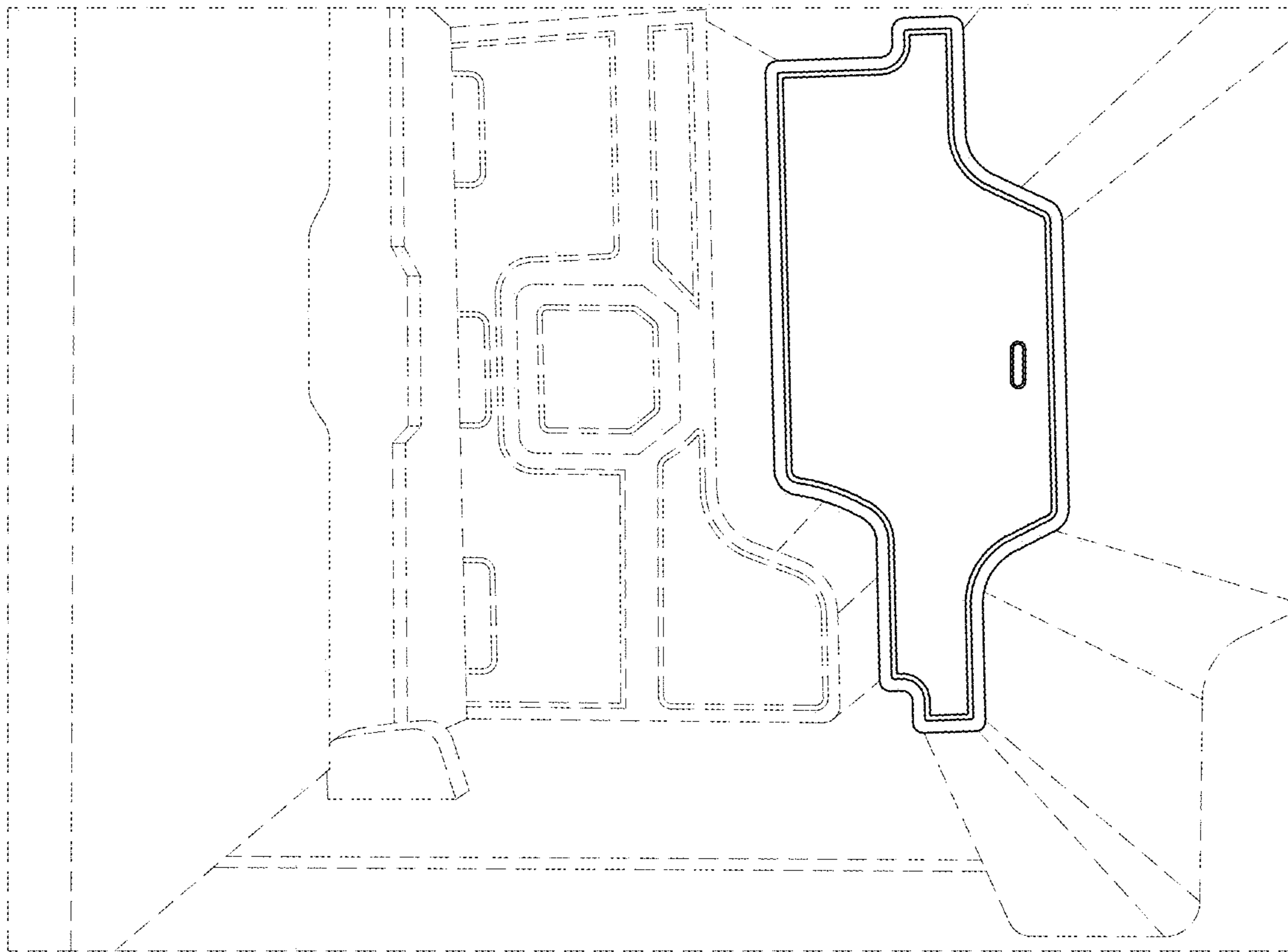


FIG. 8