



US00D898647S

(12) **United States Design Patent** (10) **Patent No.:** **US D898,647 S**
Chan et al. (45) **Date of Patent:** **** Oct. 13, 2020**

(54) **ROOF FOR A VEHICLE**

(71) Applicant: **Jaguar Land Rover Limited**, Whitley, Coventry (GB)

(72) Inventors: **Alex Chan**, Coventry (GB); **Paven Patel**, Coventry (GB)

(73) Assignee: **Jaguar Land Rover Limited**, Whitley, Coventry (GB)

(**) Term: **15 Years**

(21) Appl. No.: **29/690,287**

(22) Filed: **May 7, 2019**

Related U.S. Application Data

(62) Division of application No. 29/629,471, filed on Dec. 13, 2017, now Pat. No. Des. 852,105.

(30) **Foreign Application Priority Data**

Jun. 15, 2017 (EM) 004048908

(51) **LOC (12) Cl.** **12-16**

(52) **U.S. Cl.**
USPC **D12/196**

(58) **Field of Classification Search**
USPC D12/86, 91, 93, 163, 164, 165, 166, 167, D12/169, 171, 172, 173, 190, 216
CPC B60R 9/06; B60R 19/02; B60R 19/04; B60R 19/18; B60R 19/44; B60R 19/48; B62D 35/02; B62D 39/00; B62D 65/16; B62D 21/12; B29C 45/16
See application file for complete search history.

(56) **References Cited**

U.S. PATENT DOCUMENTS

6,715,818 B2 † 4/2004 Raisch B60J 10/273
296/107.04
7,798,555 B2 † 9/2010 Zehnder B60J 7/1265
296/107.01

D640,959 S * 7/2011 Furst D12/173
D666,540 S * 9/2012 Karras D12/173
D675,601 S † 2/2013 Huet D14/230
D718,682 S * 12/2014 McFarlin D12/173
D735,626 S * 8/2015 Blanski D12/173

(Continued)

Primary Examiner — Susan Bennett Hattan

Assistant Examiner — Suzanne E Tisdell

(74) *Attorney, Agent, or Firm* — Wood Herron & Evans LLP

(57) **CLAIM**

The ornamental design for a roof for a vehicle, as shown and described.

DESCRIPTION

FIG. 1 is a front right perspective view of a roof for a vehicle according to the present invention.

FIG. 2 is a rear left perspective view of the roof shown in FIG. 1.

FIG. 3 is a rear right bottom perspective view thereof.

FIG. 4 is a front right bottom perspective view thereof.

FIG. 5 is a front view thereof.

FIG. 6 is a rear view thereof.

FIG. 7 is a left top side view thereof.

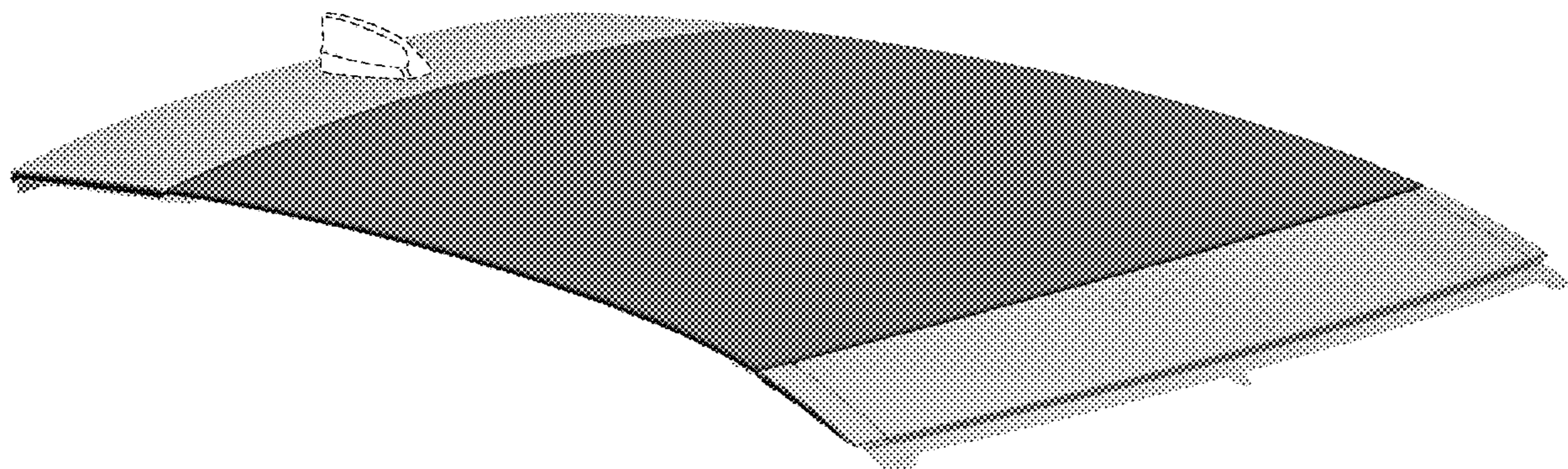
FIG. 8 is a right top side view thereof.

FIG. 9 is a top view thereof.

FIG. 10 is a bottom view thereof; and,

FIG. 11 is a top view of the roof shown in FIGS. 1-10, but with the roof mounted on a vehicle, and the rest of the vehicle shown in de-emphasized and half-tone portions so as to illustrate environmental structure. These portions form no part of the claimed design. More particularly, in FIG. 11, the inventive roof is shown within the broken line, and the elements shown outside the broken line form no part of the claimed design, but are instead included to show environmental aspects thereof.

1 Claim, 9 Drawing Sheets



(56)

References Cited

U.S. PATENT DOCUMENTS

D737,743	S	*	9/2015	Duff	D12/173
D743,309	S	*	11/2015	Thole	D12/173
D743,857	S	*	11/2015	McMahan	D12/173
D746,740	S	*	1/2016	Wolff	D12/173
9,242,536	B2	‡	1/2016	Rikkert	B60J 7/22
D748,545	S	*	2/2016	Behmer	D12/173
D765,568	S	*	9/2016	Frascella	D12/173
D775,019	S	*	12/2016	Wheel	D12/173
D777,621	S	*	1/2017	Kim	D12/173
D777,622	S	*	1/2017	Kozub	D12/173
9,597,956	B2	‡	3/2017	Inaba	H01L 31/048
D787,992	S	*	5/2017	Lee	D12/173
D787,993	S	*	5/2017	McCabe	D12/173
D789,260	S	*	6/2017	Smith	D12/173
D803,141	S	‡	11/2017	Peat	D12/401
D804,372	S	*	12/2017	Kozub	D12/173
10,071,773	B2	‡	9/2018	Williams	B62D 25/06
2004/0256024	A1	*	12/2004	Schlachter	B60K 15/04 141/86
2005/0280287	A1	*	12/2005	Koura	B60R 21/34 296/193.11
2016/0280279	A1	*	9/2016	Yoshida	B62D 25/12
2018/0056927	A1	*	3/2018	Yamada	B60R 21/38

* cited by examiner

‡ imported from a related application




FIG. 1




FIG. 2




FIG. 3

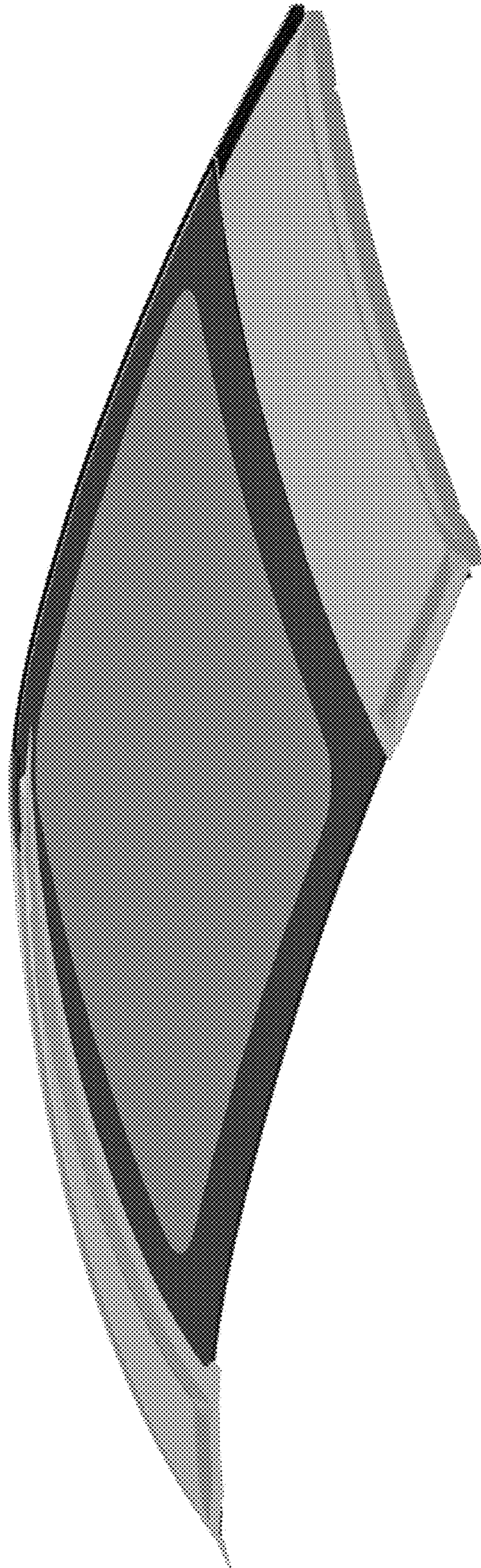


FIG. 4




FIG. 5

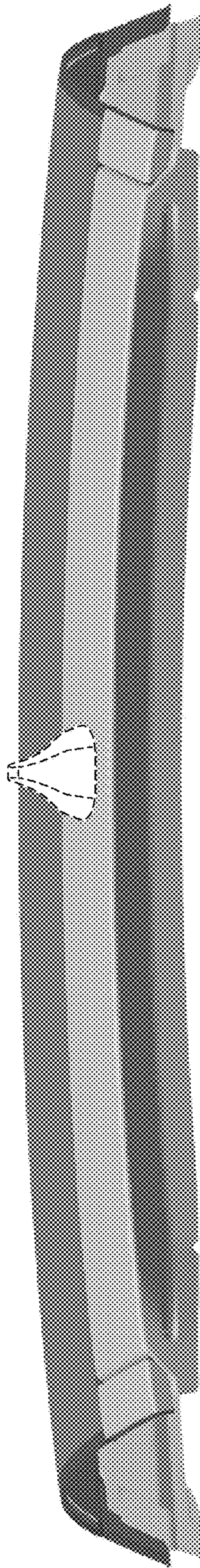


FIG. 6




FIG. 7

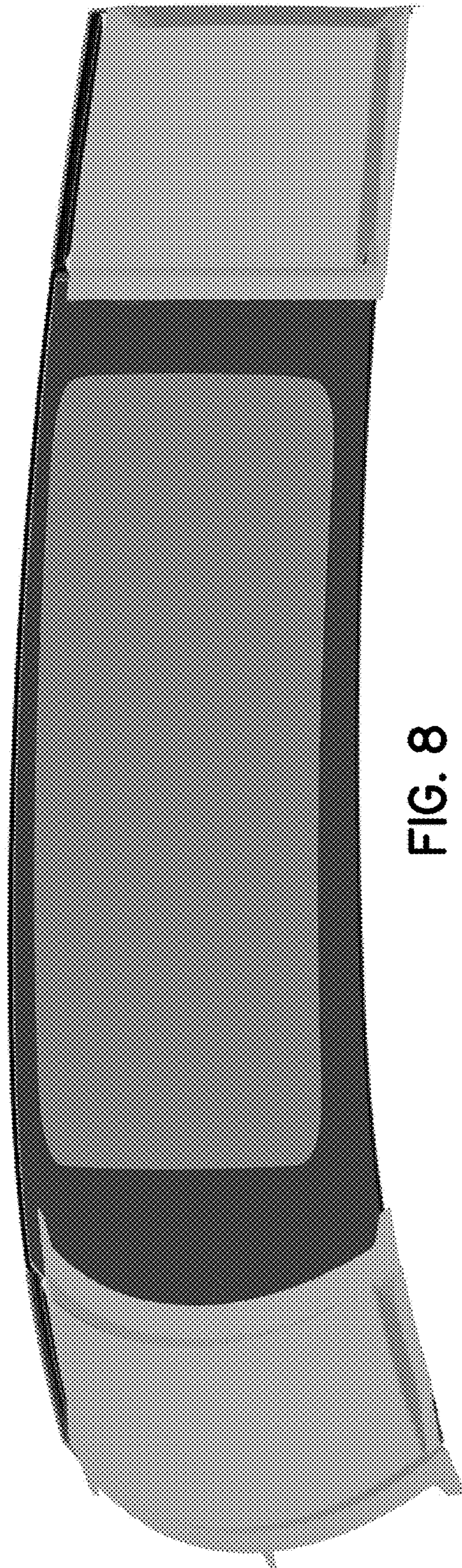


FIG. 8

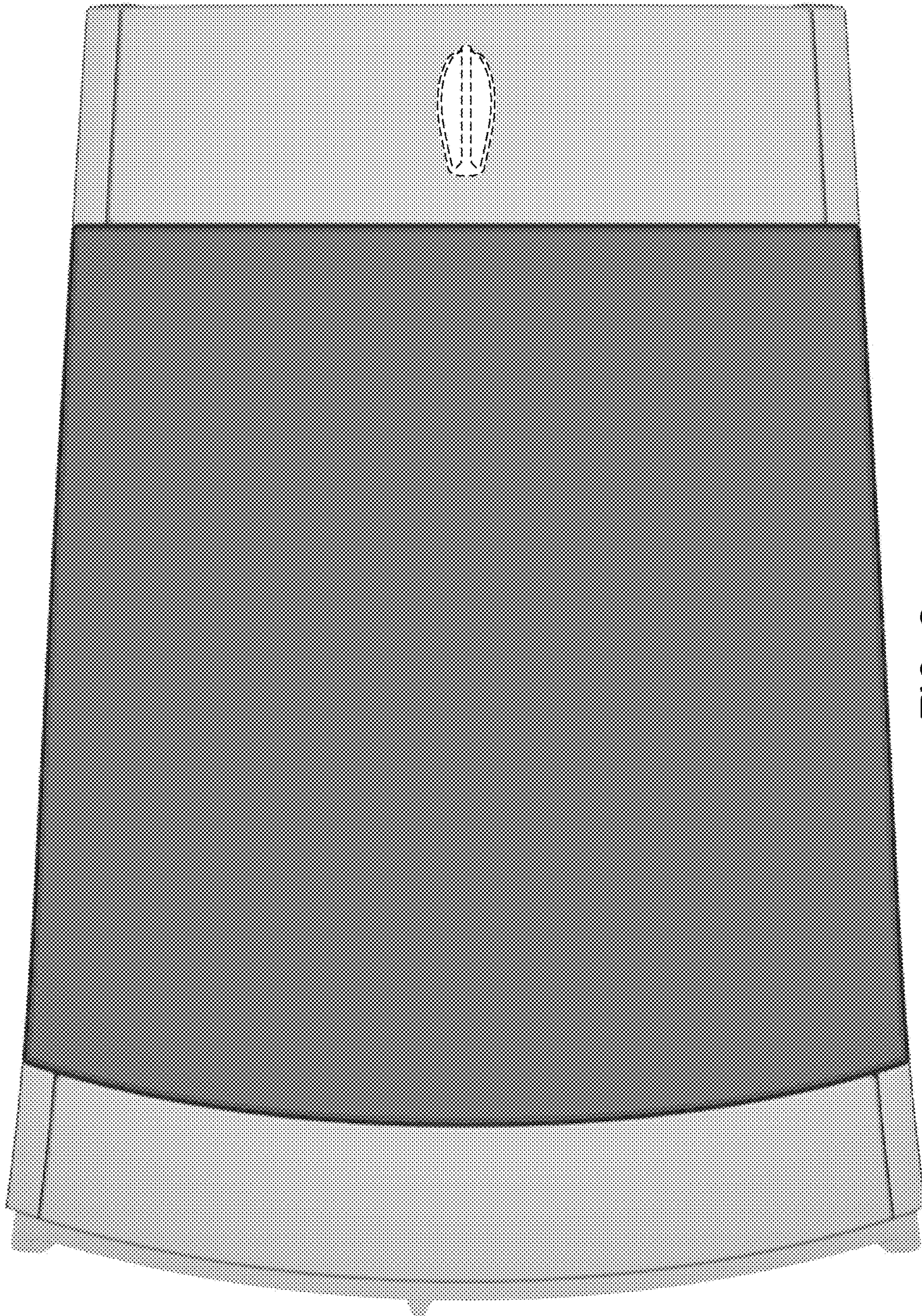


FIG. 9



FIG. 10

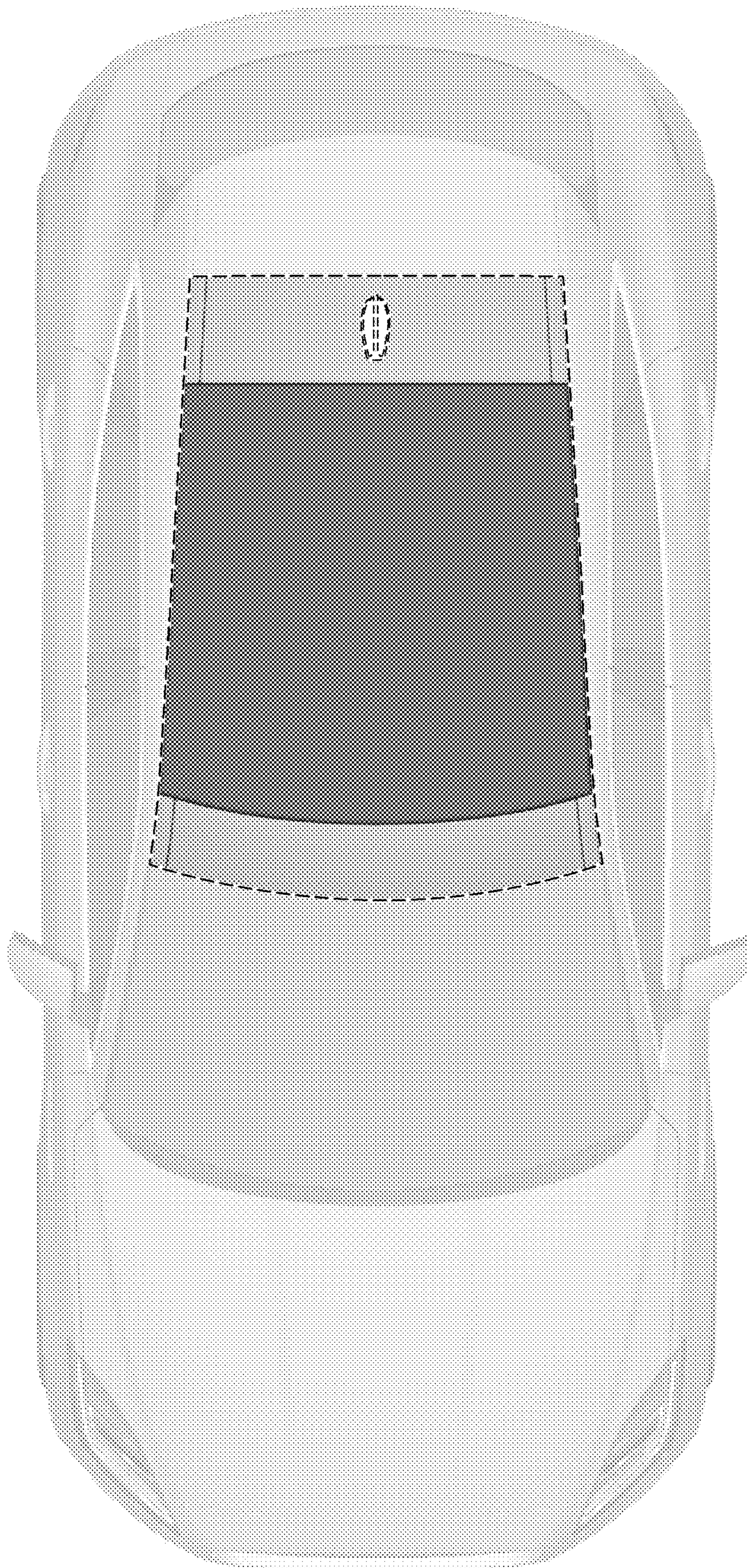


FIG. 11

UNITED STATES PATENT AND TRADEMARK OFFICE
CERTIFICATE OF CORRECTION


PATENT NO. : D898,647 S
APPLICATION NO. : 29/690287
DATED : October 13, 2020
INVENTOR(S) : Alex Chan and Paven Patel

Page 1 of 1

It is certified that error appears in the above-identified patent and that said Letters Patent is hereby corrected as shown below:

On the Title Page

Column 2, "Description" Line 10, reads "FIG. 8 is a right top side view thereof." and should read
--FIG. 8 is a right bottom side view thereof.--.

Signed and Sealed this
Sixth Day of September, 2022

Katherine Kelly Vidal
Director of the United States Patent and Trademark Office