



US00D898646S

(12) **United States Design Patent** (10) **Patent No.:** **US D898,646 S**
Vincent (45) **Date of Patent:** **** Oct. 13, 2020**

(54) **PLATE FRAME**
(71) Applicant: **Randy Vincent**, Westminster, CA (US)
(72) Inventor: **Randy Vincent**, Westminster, CA (US)
(**) Term: **15 Years**

D578,943 S 10/2008 Lin
D631,415 S 1/2011 Spencer et al.
D633,020 S 2/2011 Ziegler et al.
D644,582 S * 9/2011 Palmer D12/193
D644,973 S * 9/2011 Miyawaki D12/193
(Continued)

(21) Appl. No.: **29/725,106**
(22) Filed: **Feb. 21, 2020**
(51) **LOC (12) Cl.** **12-16**
(52) **U.S. Cl.**
USPC **D12/193**
(58) **Field of Classification Search**
USPC D12/193; D6/300, 301, 302, 310, 311,
D6/312, 313, 314; D20/13
CPC B60R 13/10; B60R 13/105; B60R 19/24;
B60R 19/52
See application file for complete search history.

FOREIGN PATENT DOCUMENTS

NZ 30435 7/1999
NZ 401019 8/2000
(Continued)

OTHER PUBLICATIONS

Top Flight Automotive, Auto Accessories of America 2005-2019 Chevrolet Corvette License Frame. C6 Billet Open End, <https://www.topflightautomotive.com/products/auto-accessories-of-america-2005-2019-chevrolet-corvette-license-frame-c6-billet-open-end/>.
(Continued)

(56) **References Cited**

U.S. PATENT DOCUMENTS

D248,711 S 8/1978 Tougas et al.
4,314,417 A 2/1982 Cain
D275,251 S 8/1984 Buchanan
D301,863 S * 6/1989 Iacovelli D12/193
D311,167 S * 10/1990 Ching-Hwei D12/193
D382,241 S * 8/1997 Moureaux D12/193
D416,527 S * 11/1999 Steinhagen D12/193
D453,491 S * 2/2002 Schmitz D12/193
D464,299 S * 10/2002 Ohm D12/193
D469,043 S * 1/2003 Ohm D12/193
D488,418 S * 4/2004 Russo D12/193
D488,754 S 4/2004 Spencer
6,873,297 B1 3/2005 Posluszny
D510,552 S 10/2005 Phillips et al.
D538,722 S * 3/2007 Tofer D12/193
D541,054 S 4/2007 Schwind
D545,259 S * 6/2007 Stahel, Jr. D12/193
D566,026 S * 4/2008 Hu D12/193
D576,934 S 9/2008 Hirth et al.

Primary Examiner — Natasha Vujcic
(74) *Attorney, Agent, or Firm* — Cionca IP Law P.C.;
Marin Cionca


(57) **CLAIM**

The ornamental design for a plate frame, as shown and described.

DESCRIPTION

FIG. 1 is a front elevation view of a plate frame showing the new design;
FIG. 2 is a rear elevation view thereof;
FIG. 3 is a top view thereof;
FIG. 4 is a bottom view thereof;
FIG. 5 is a right side elevation view thereof;
FIG. 6 is a left side elevation view thereof; and,
FIG. 7 is an operational perspective view thereof with additional disclaimed environment.
The broken lines depict environmental subject matter that forms no part of the claimed design.

1 Claim, 4 Drawing Sheets



(56)

References Cited

U.S. PATENT DOCUMENTS

D684,513 S 6/2013 Spencer et al.
 D689,804 S 9/2013 Spencer
 D712,326 S * 9/2014 Spencer D12/193
 D715,202 S 10/2014 Spencer et al.
 D738,332 S 9/2015 Kim et al.
 D774,431 S 12/2016 Alesi
 D775,035 S 12/2016 Alesi
 D780,651 S 3/2017 Spencer et al.
 D806,599 S 1/2018 Nielsen et al.
 D823,759 S 7/2018 Spencer et al.
 D833,761 S 11/2018 Bolton
 D860,574 S 9/2019 Baez
 D860,728 S 9/2019 Hubert
 D871,988 S * 1/2020 Wang D12/193
 D871,989 S 1/2020 Spencer et al.
 D872,666 S 1/2020 Marksteiner
 D875,629 S 2/2020 Alesi et al.
 D878,775 S 3/2020 Wang

2008/0120875 A1 5/2008 Yen
 2016/0280156 A1 9/2016 Malina et al.
 2017/0129422 A1 5/2017 Gloodt

FOREIGN PATENT DOCUMENTS

NZ 401939 11/2001
 WO DM/078 884 7/2012
 WO DM/078 885 7/2012

OTHER PUBLICATIONS

Top Flight Automotive, Auto Accessories of America 2005-2013 Chevrolet Corvette License Plate Frame. Rear C6, <https://www.topflightautomotive.com/products/auto-accessories-of-america-2005-2013-chevrolet-corvette-license-plate-frame-rear-c6/>.
 Top Flight Automotive, Auto Accessories of America 2005-2019 Chevrolet Corvette License Frame. C6-C7 Billet, <https://www.topflightautomotive.com/products/auto-accessories-of-america-2005-2019-chevrolet-corvette-license-frame-c6-c7-billet/>.

* cited by examiner




FIG. 1

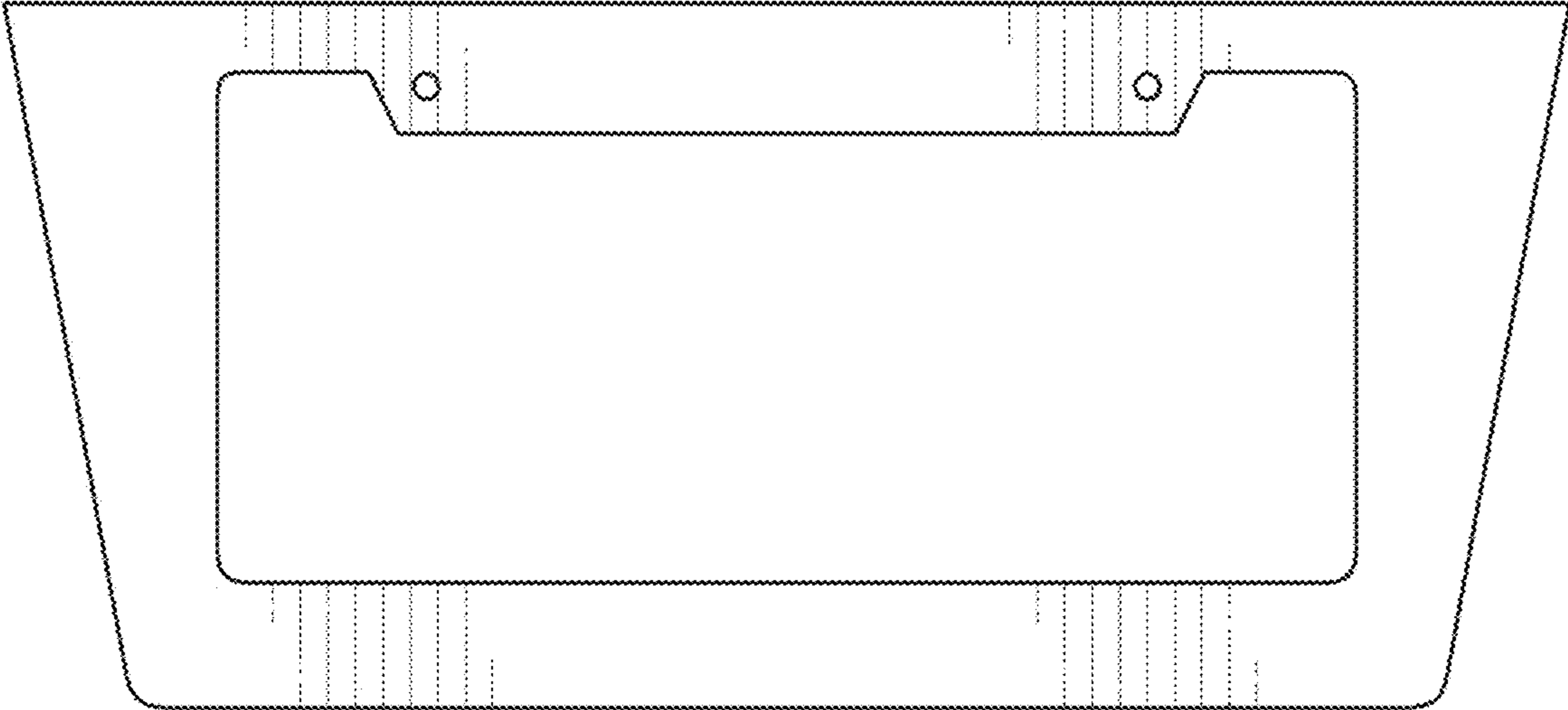


FIG. 2



FIG. 3



FIG. 4




FIG. 5




FIG. 6

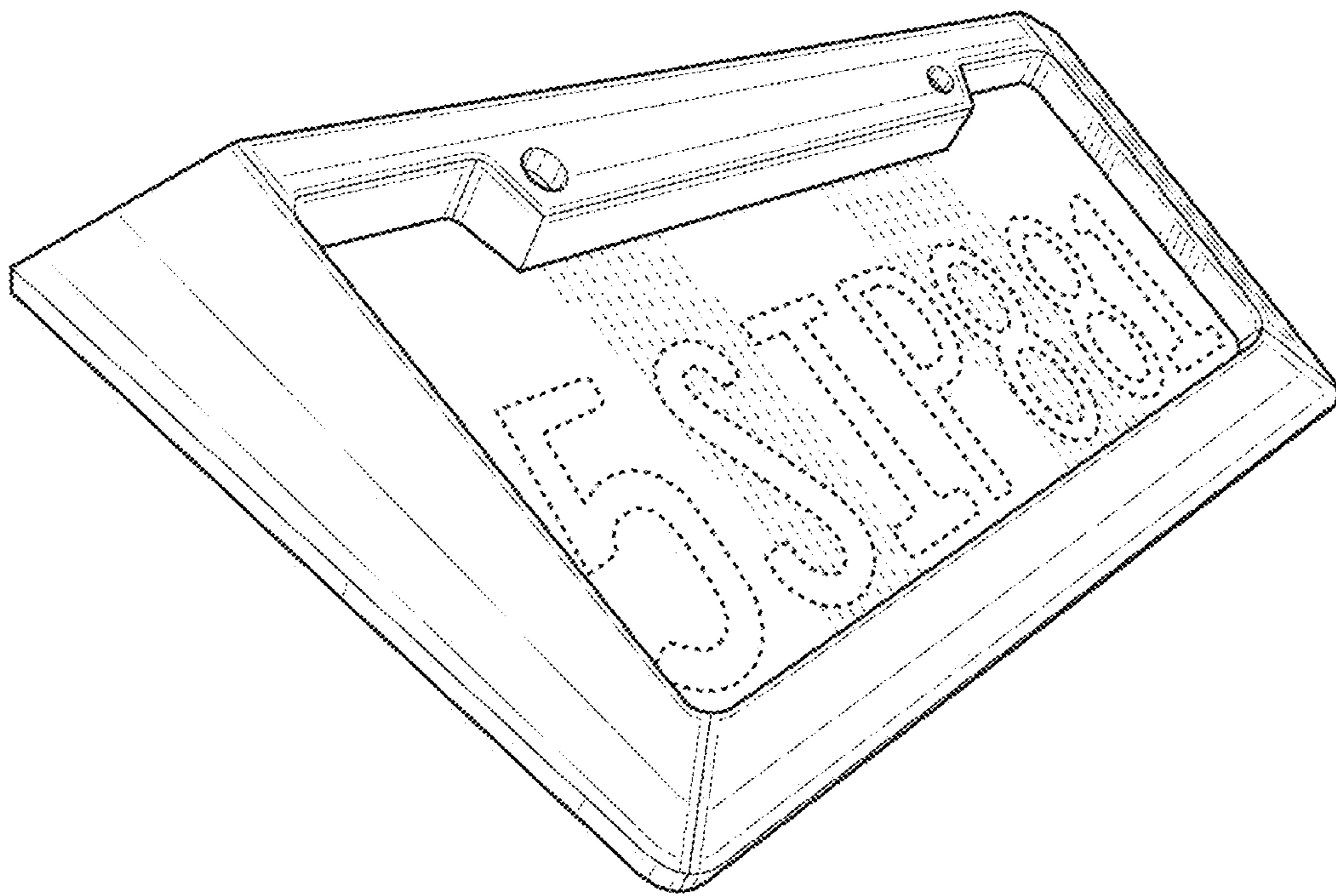


FIG. 7