



US00D898635S

(12) **United States Design Patent** (10) **Patent No.:** **US D898,635 S**  
**Wiltshire et al.** (45) **Date of Patent:** **\*\* Oct. 13, 2020**

(54) **VEHICLE FRONT BUMPER LOWER**  
(71) Applicant: **Jaguar Land Rover Limited**, Whitley, Coventry (GB)  
(72) Inventors: **Julian Wiltshire**, Coventry (GB); **Massimo Frascella**, Coventry (GB)  
(73) Assignee: **Jaguar Land Rover Limited**, Whitley Coventry (GB)  
(\*\*) Term: **15 Years**  
(21) Appl. No.: **29/725,630**  
(22) Filed: **Feb. 26, 2020**

D712,322 S \* 9/2014 Kobayashi ..... D12/169  
D712,805 S \* 9/2014 Murkett ..... D12/169  
D744,915 S \* 12/2015 Curic ..... D12/169  
D751,003 S \* 3/2016 Rugar ..... D12/163  
D751,007 S \* 3/2016 Curic ..... D12/169  
D753,036 S \* 4/2016 Curic ..... D12/169  
D758,259 S \* 6/2016 Messale ..... D12/169  
D762,147 S \* 7/2016 Messale ..... D12/169  
D763,143 S \* 8/2016 Varga ..... D12/169  
D763,744 S \* 8/2016 Behmer ..... D12/169  
D771,536 S \* 11/2016 Wolff ..... D12/169  
D775,038 S \* 12/2016 Frascella ..... D12/169  
D776,021 S \* 1/2017 Kapitonov ..... D12/169  
D781,586 S \* 3/2017 Reinhart ..... D3/318  
D781,587 S \* 3/2017 Mangano ..... D3/318  
D793,294 S \* 8/2017 Lee ..... D12/169  
D793,295 S \* 8/2017 McCabe ..... D12/169

(Continued)

**Related U.S. Application Data**

(62) Division of application No. 29/626,519, filed on Nov. 17, 2017, now Pat. No. Des. 876,999.

*Primary Examiner* — Susan Bennett Hattan

*Assistant Examiner* — Suzanne E Tisdell

(74) *Attorney, Agent, or Firm* — Wood Herron & Evans LLP

(30) **Foreign Application Priority Data**

May 17, 2017 (EM) ..... 004006575  
May 17, 2017 (EM) ..... 004006609  
May 17, 2017 (EM) ..... 004006617

(57) **CLAIM**

The ornamental design for a vehicle front bumper lower, as shown and described.

(51) **LOC (12) Cl.** ..... **12-16**

(52) **U.S. Cl.**  
USPC ..... **D12/169**

**DESCRIPTION**

FIG. 1 is a front left perspective view of a vehicle front bumper lower of the present invention.  
FIG. 2 is a front right perspective view of the front bumper lower shown in FIG. 1.  
FIG. 3 is a rear right perspective view thereof.  
FIG. 4 is a rear left perspective view thereof.  
FIG. 5 is a front view thereof.  
FIG. 6 is a rear view thereof.  
FIG. 7 is a right side view thereof.  
FIG. 8 is a left side view thereof.  
FIG. 9 is a top view thereof; and,  
FIG. 10 is a bottom view thereof.


(58) **Field of Classification Search**  
USPC ..... D12/86, 90, 91, 92, 163, 169, 171, 196, D12/216  
CPC ..... B60R 19/02; B60R 19/04; B60R 19/12; B60R 19/52; B60K 11/08; B62D 25/08  
See application file for complete search history.

(56) **References Cited**

**U.S. PATENT DOCUMENTS**

D698,708 S \* 2/2014 Rugar ..... D12/169  
D701,800 S \* 4/2014 Campbell ..... D12/169

**1 Claim, 10 Drawing Sheets**



(56)

**References Cited**

U.S. PATENT DOCUMENTS

D797,456 S *	9/2017	Chen .....	D3/318
D797,616 S *	9/2017	Lee .....	D12/169
D798,201 S *	9/2017	Zavatski .....	D12/169
D800,621 S *	10/2017	Bucher .....	D12/196
D801,236 S *	10/2017	Kozub .....	D12/169
D803,738 S *	11/2017	Granlund .....	D12/169
D807,255 S *	1/2018	Piscitelli .....	D12/169

\* cited by examiner




FIG. 1




FIG. 2




FIG. 3




FIG. 4




FIG. 5




FIG. 6






FIG. 7



FIG. 8




FIG. 9




FIG. 10