



US00D898610S

(12) **United States Design Patent** (10) **Patent No.:** **US D898,610 S**
Laahne (45) **Date of Patent:** **** Oct. 13, 2020**

(54) **FIGURINE**

(71) Applicant: **Leah Benedicte Laahne**, North Hollywood, CA (US)

(72) Inventor: **Leah Benedicte Laahne**, North Hollywood, CA (US)

(**) Term: **15 Years**

(21) Appl. No.: **29/695,211**

(22) Filed: **Jun. 17, 2019**

D438,819 S *	3/2001	Young	D11/160
D447,995 S *	9/2001	Gray	D12/400
D639,353 S *	6/2011	Stibolt	D21/578
D671,031 S *	11/2012	Shu	D11/160
D740,375 S *	10/2015	Kelly	D21/627
D751,654 S *	3/2016	Vetter	D21/622
D765,191 S *	8/2016	March	D21/576
D784,850 S *	4/2017	Kawase	D11/142
D795,363 S *	8/2017	Utsumi	D21/578
D822,771 S *	7/2018	Amburgey	D21/630
D828,466 S *	9/2018	Tsuji	D21/658
D832,377 S *	10/2018	Tsuji	D21/658
D834,657 S *	11/2018	Candido	D21/622
D855,713 S *	8/2019	Markos	D21/627
2013/0095725 A1 *	4/2013	Von Mohr	A63H 3/48 446/321

(30) **Foreign Application Priority Data**

Dec. 22, 2018 (NO) 20181141

(51) **LOC (12) Cl.** **11-02**

(52) **U.S. Cl.**
USPC **D11/158**; D11/160; D21/622

(58) **Field of Classification Search**
USPC D11/133, 134, 136, 157, 158, 160;
D21/576, 594, 622, 630, 633
See application file for complete search history.

(56) **References Cited**

U.S. PATENT DOCUMENTS

D292,722 S *	11/1987	Zacherle	D21/630
D292,812 S *	11/1987	Zacherle	D21/630
D304,054 S *	10/1989	Van Meter	D21/627
D428,082 S *	7/2000	Cutillo	D21/622
D435,482 S *	12/2000	Falco	D11/160
D435,483 S *	12/2000	Falco	D11/160
D435,484 S *	12/2000	Falco	D11/160
D435,804 S *	1/2001	Falco	D11/160
D436,052 S *	1/2001	Falco	D11/160
D436,053 S *	1/2001	Falco	D11/160
D436,327 S *	1/2001	Falco	D11/160
D436,890 S *	1/2001	Falco	D11/160

* cited by examiner

Primary Examiner — W. A. Teddy Falloway
(74) *Attorney, Agent, or Firm* — Polsinelli PC

(57) **CLAIM**


I claim the ornamental design for a figurine, as shown and described.

DESCRIPTION

This application claims priority benefit of Norwegian Registration No. 086181, filed Dec. 22, 2018, said application being fully incorporated by reference herein.

FIG. 1 is a perspective view of a first embodiment of a figurine, showing our new design;
FIG. 2 is a front elevational view thereof;
FIG. 3 is a rear elevational view thereof;
FIG. 4 is a left side elevational view thereof;
FIG. 5 is a right side elevational view thereof;
FIG. 6 is a top plan view thereof; and,
FIG. 7 is a bottom plan view thereof.

1 Claim, 4 Drawing Sheets






FIG. 1




FIG. 2




FIG. 3

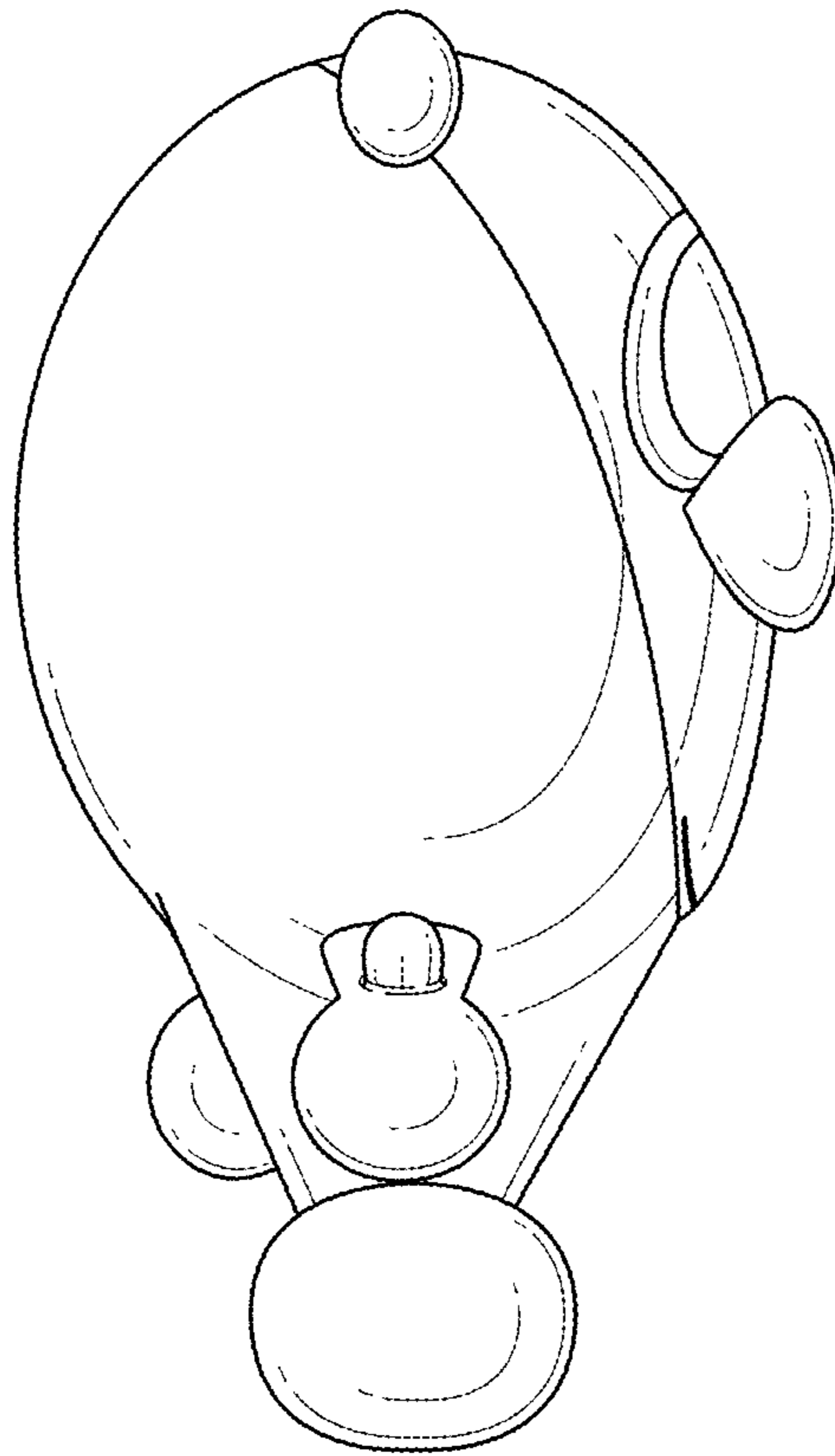


FIG. 4

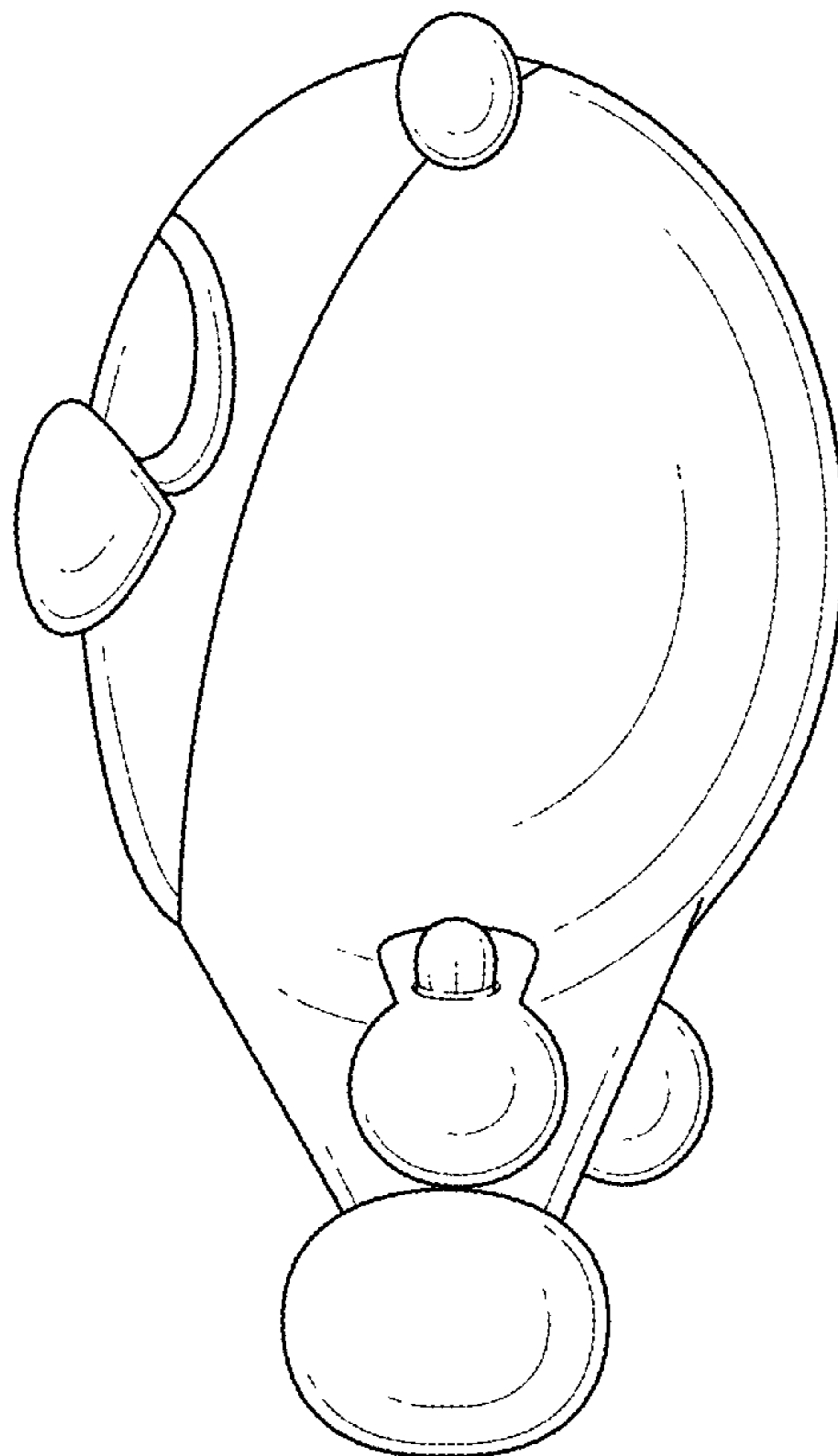


FIG. 5

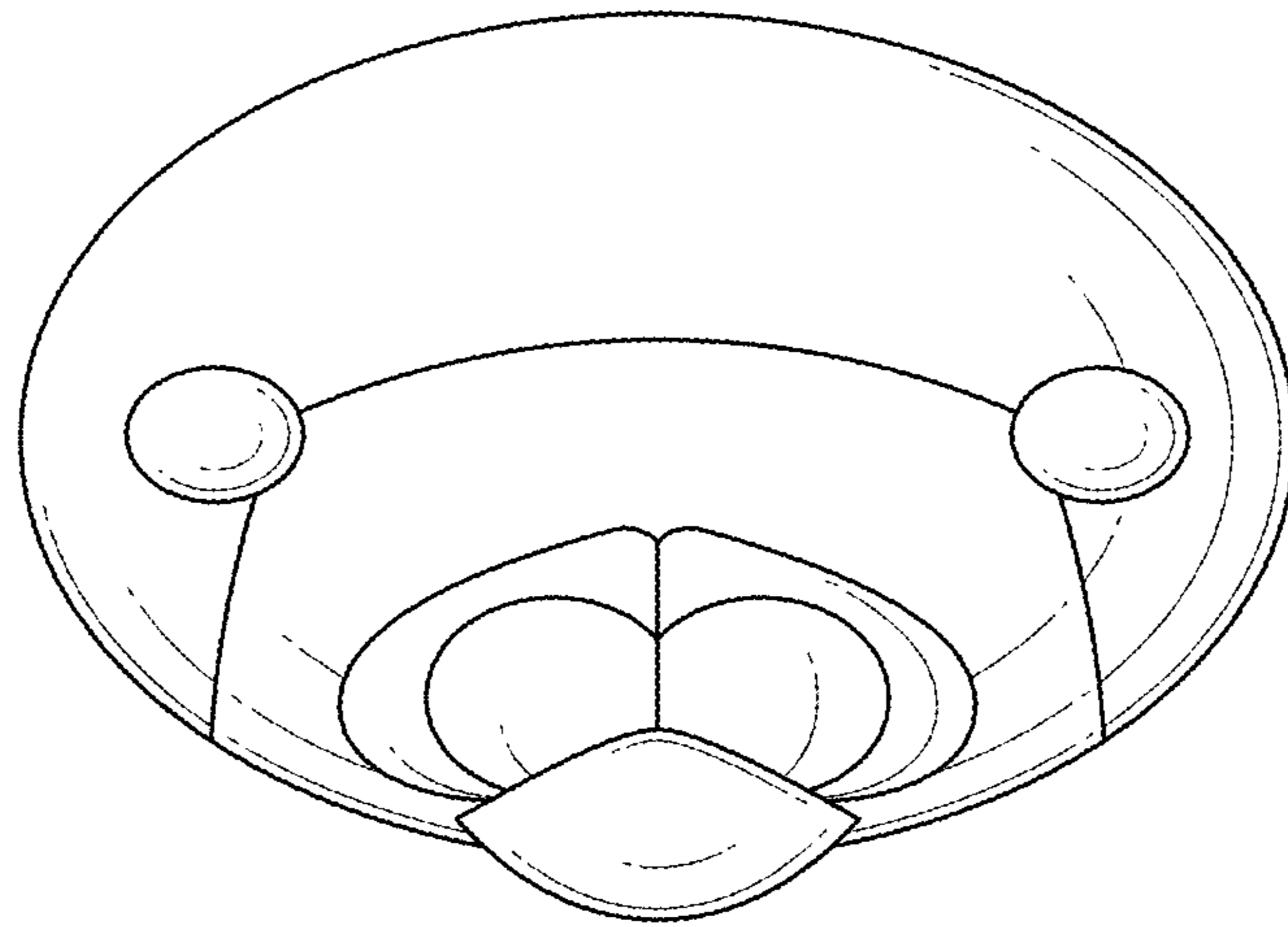


FIG. 6

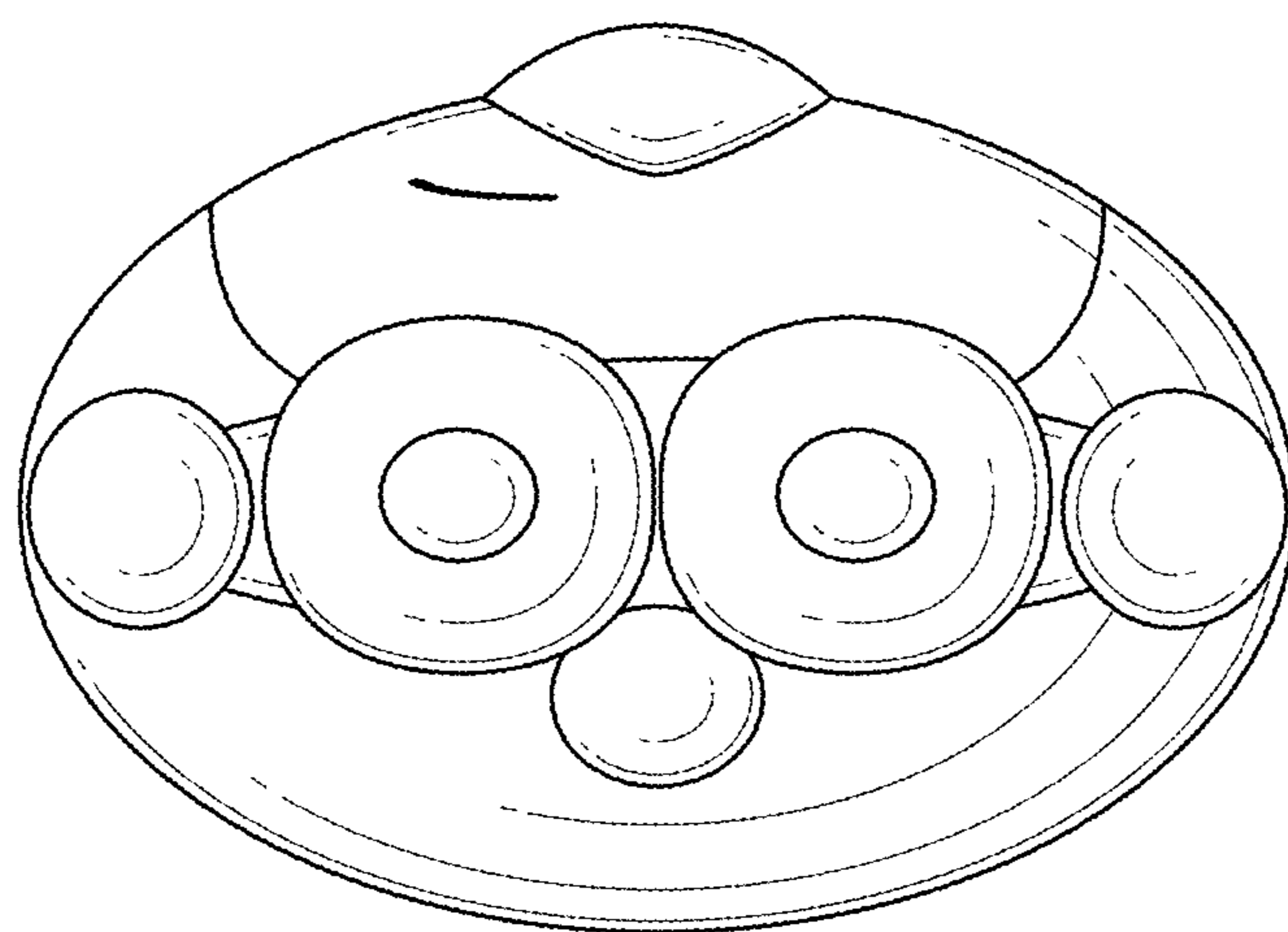


FIG. 7