



US00D898589S

(12) **United States Design Patent** (10) **Patent No.:** **US D898,589 S**
An et al. (45) **Date of Patent:** **** Oct. 13, 2020**

(54) **RAZOR PACKAGE** 6,276,529 B1 * 8/2001 Feehan, Jr. B65D 75/32
206/352
(71) Applicant: **DORCO CO., LTD.**, Seoul (KR) D453,901 S * 2/2002 Shepperson D9/415
6,415,517 B1 * 7/2002 Worrick, III A45D 27/22
206/208
(72) Inventors: **Jun Young An**, Seoul (KR); **Bo Youn Lim**, Seoul (KR); **Kyoung Hwan Kim**, Seoul (KR); **Won Ji Jo**, Seoul (KR) D495,246 S * 8/2004 Tomassetti D9/415
D496,267 S * 9/2004 Tommassetti D9/415
D511,105 S * 11/2005 Dominesey D9/748
D511,452 S * 11/2005 Dibnah D9/415
D522,380 S * 6/2006 Dibnah D9/715
D595,126 S * 6/2009 Marcinkowski D9/418
D603,254 S * 11/2009 Hogenbirk D9/418
D661,180 S * 6/2012 Marcinkowski D9/415
D694,470 S * 11/2013 Floyd D28/48
D707,135 S * 6/2014 Sennett D9/748
D745,416 S 12/2015 Markle et al.
(Continued)

(21) Appl. No.: **29/699,464**
(22) Filed: **Jul. 25, 2019**
(30) **Foreign Application Priority Data**
Feb. 1, 2019 (KR) 30-2019-0005237
(51) **LOC (12) Cl.** **09-03**
(52) **U.S. Cl.**
USPC **D9/748**
(58) **Field of Classification Search**
USPC D9/737, 748, 749, 414, 424, 434, 435,
D9/456, 457, 732, 735, 715, 721, 722,
D9/756, 415, 418; D6/526; 206/208,
206/223, 581, 228, 351-353
CPC A45D 27/22; B65D 2207/00; B65D 75/36;
B65D 75/366
See application file for complete search history.

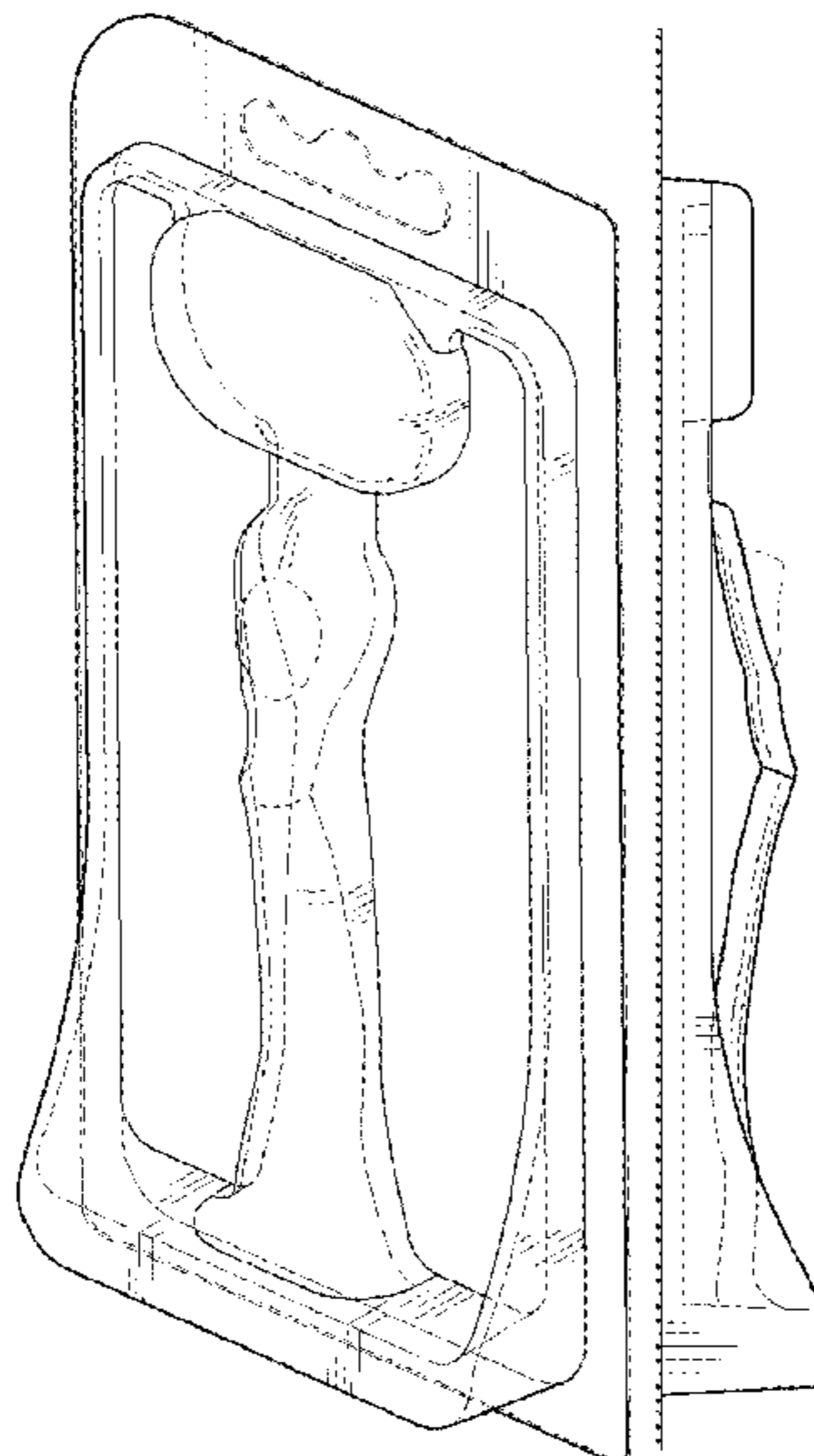
(56) **References Cited**
U.S. PATENT DOCUMENTS
3,970,194 A * 7/1976 Iten A45D 27/22
206/228
D253,040 S * 10/1979 Fournier D9/415
D352,236 S * 11/1994 Althaus D9/748
5,407,066 A * 4/1995 Grange A45D 27/29
206/228
5,429,241 A * 7/1995 Althaus A45D 27/29
206/352

Primary Examiner — W. A. Teddy Falloway
(74) *Attorney, Agent, or Firm* — Lee, Hong, Degerman,
Kang & Waimey

(57) **CLAIM**
The ornamental design for a razor package, as shown and described.

DESCRIPTION
FIG. 1 is a perspective view of a razor package showing the new design;
FIG. 2 is a front view thereof;
FIG. 3 is a rear view thereof;
FIG. 4 is a left side view thereof;
FIG. 5 is a right side view thereof;
FIG. 6 is a top view thereof;
FIG. 7 is a bottom view thereof; and,
FIG. 8 is another front view showing the razor package in context with a razor therein.
The broken line showing of a razor in FIG. 8 illustrates environmental structure. All other broken lines illustrate portions of the razor package. The broken lines form no part of the claimed design.

1 Claim, 8 Drawing Sheets



(56)

References Cited

U.S. PATENT DOCUMENTS

D754,547 S * 4/2016 Psimadas D9/748
D784,160 S 4/2017 Markle et al.
D784,161 S 4/2017 Markle et al.
D790,987 S 7/2017 Damon et al.
D808,823 S 1/2018 Greene et al.
D818,815 S * 5/2018 Psimadas D9/415
D844,431 S 4/2019 Carnduff et al.
2002/0117411 A1 * 8/2002 Ortiz B65D 73/0085
206/349
2004/0118724 A1 * 6/2004 Leventhal B26B 21/52
206/352
2009/0321292 A1 * 12/2009 Prudden, Jr. B65D 1/30
206/354
2010/0200443 A1 * 8/2010 Greene B65D 25/10
206/354
2010/0230312 A1 * 9/2010 Sorrentino B65D 75/24
206/369
2011/0290688 A1 * 12/2011 Marcinkowski B65D 77/26
206/352
2017/0367457 A1 * 12/2017 Greene B65D 75/367
2018/0141726 A1 * 5/2018 Holm B65D 75/366

* cited by examiner

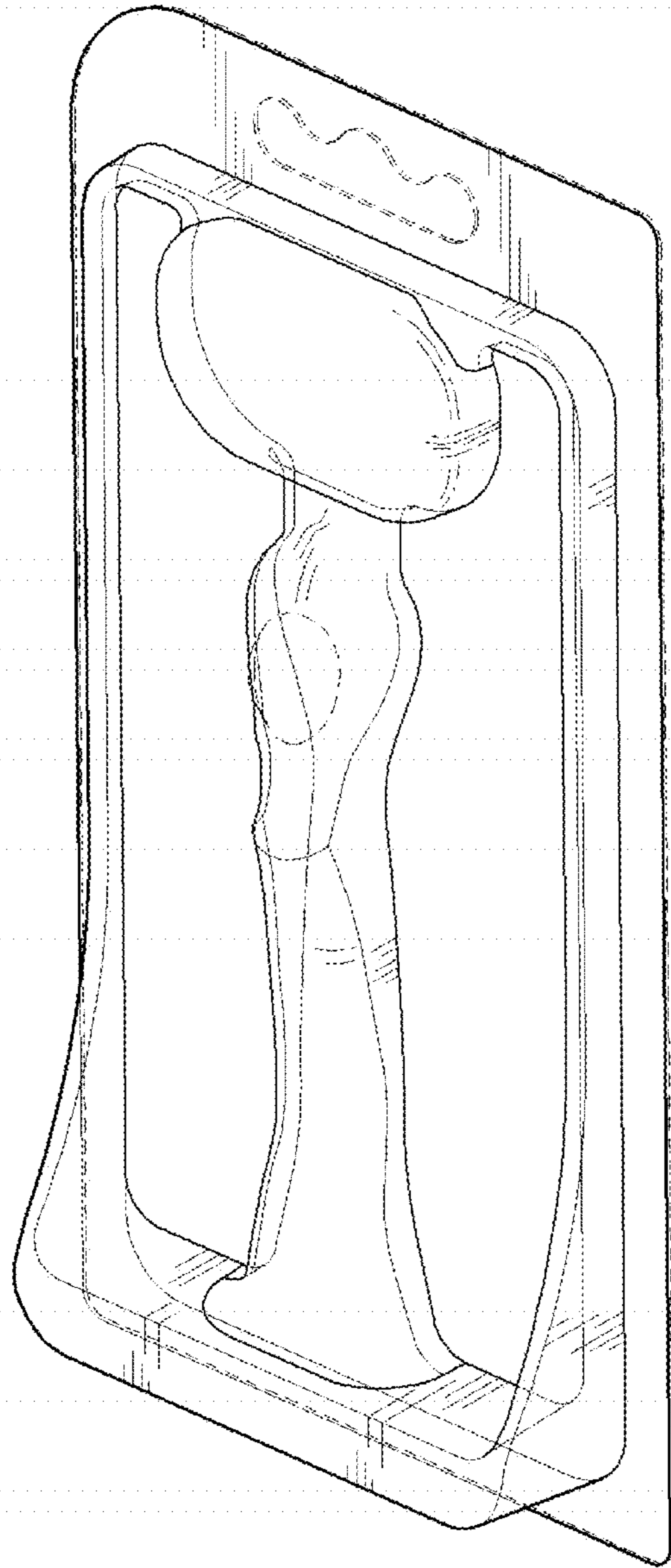


FIG. 1

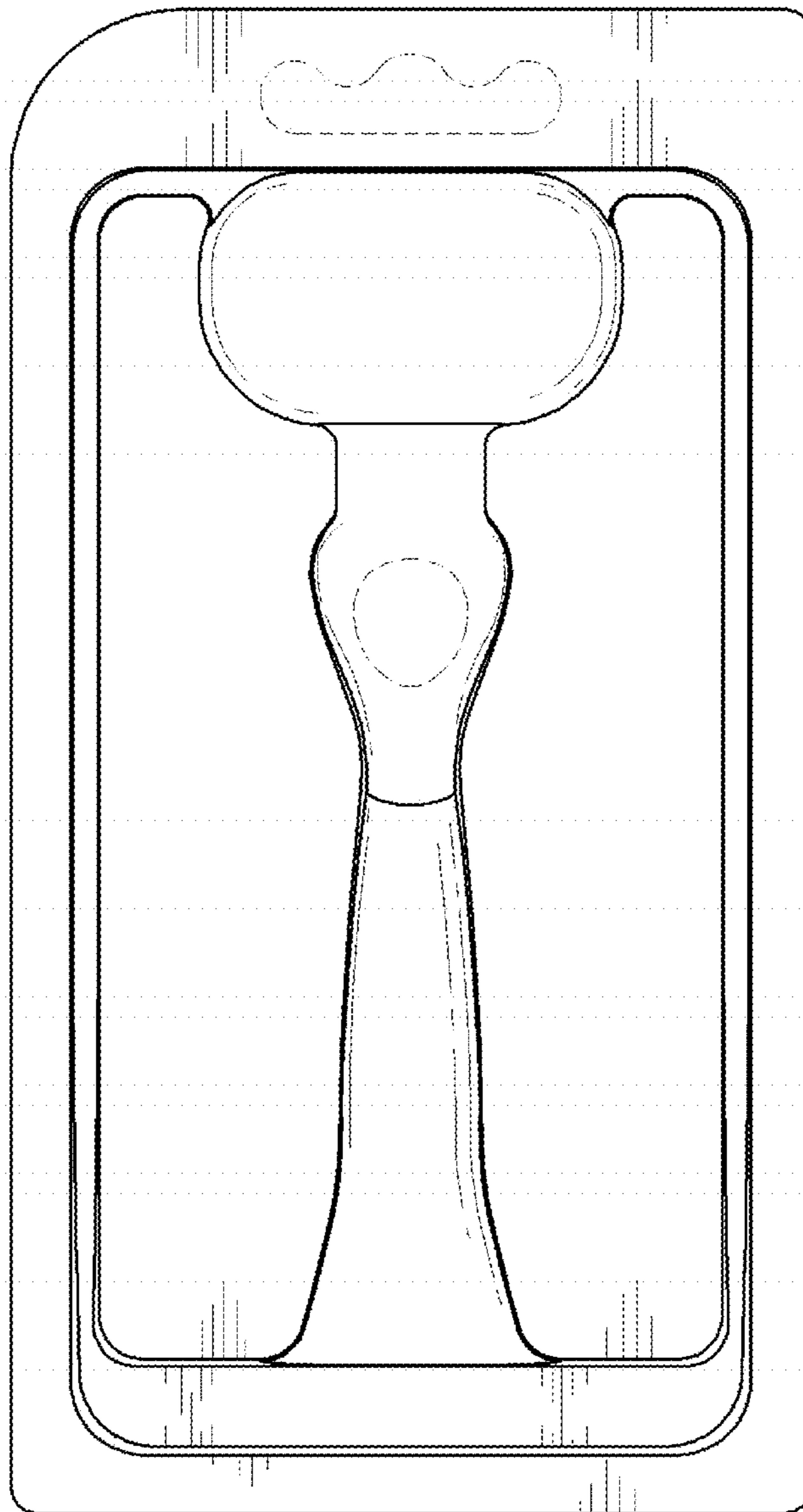


FIG. 2




FIG. 3

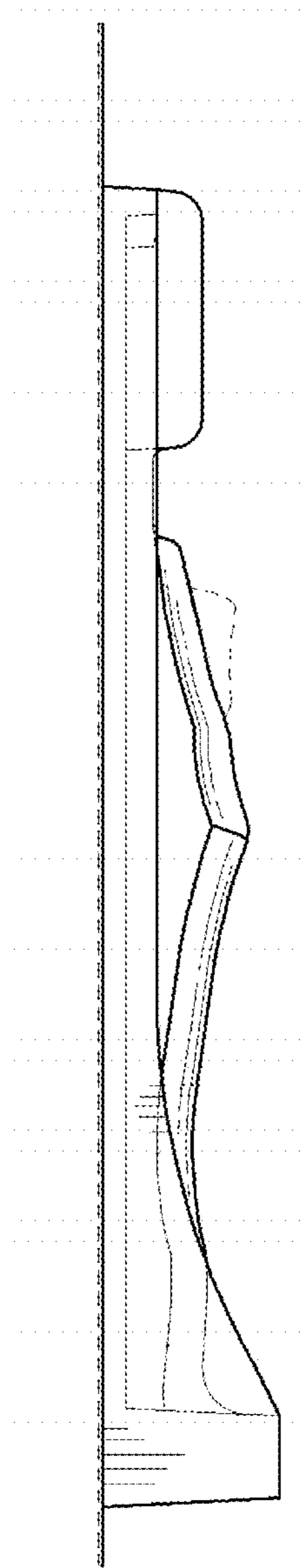


FIG. 4

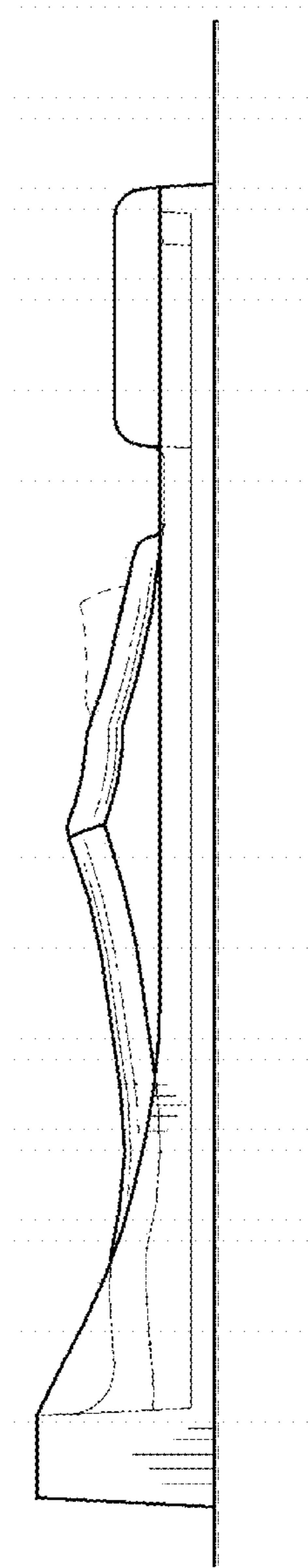


FIG. 5

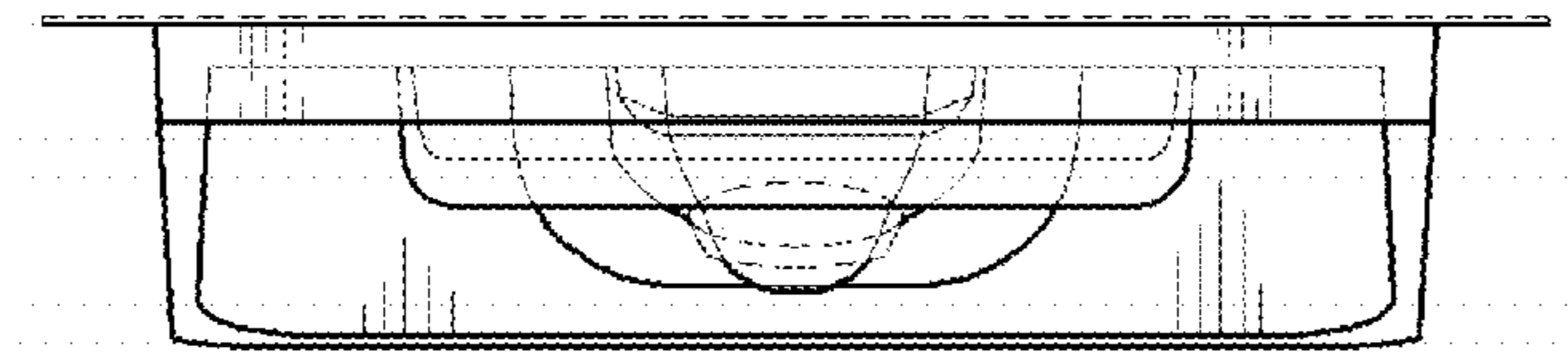


FIG. 6

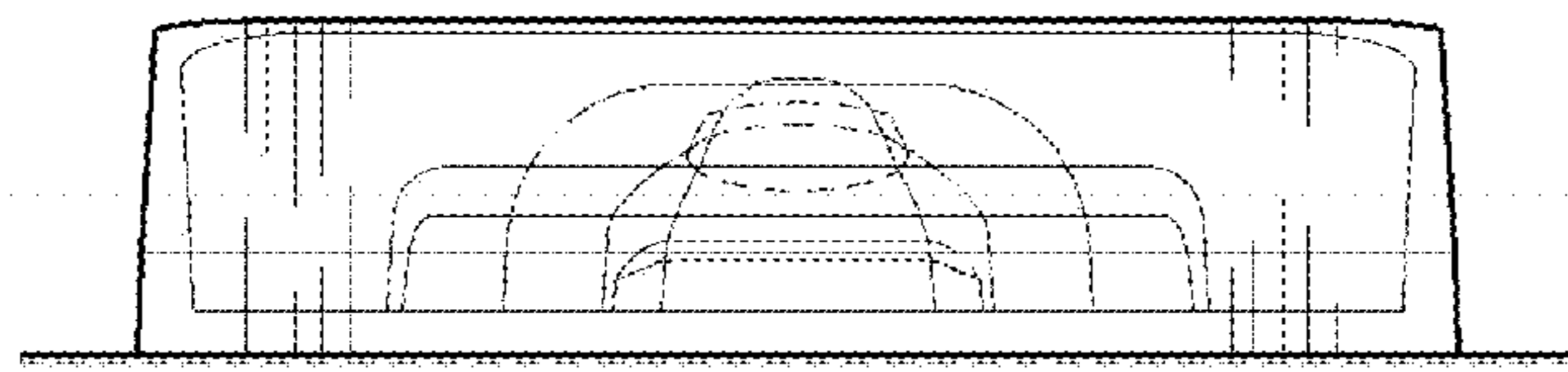


FIG. 7

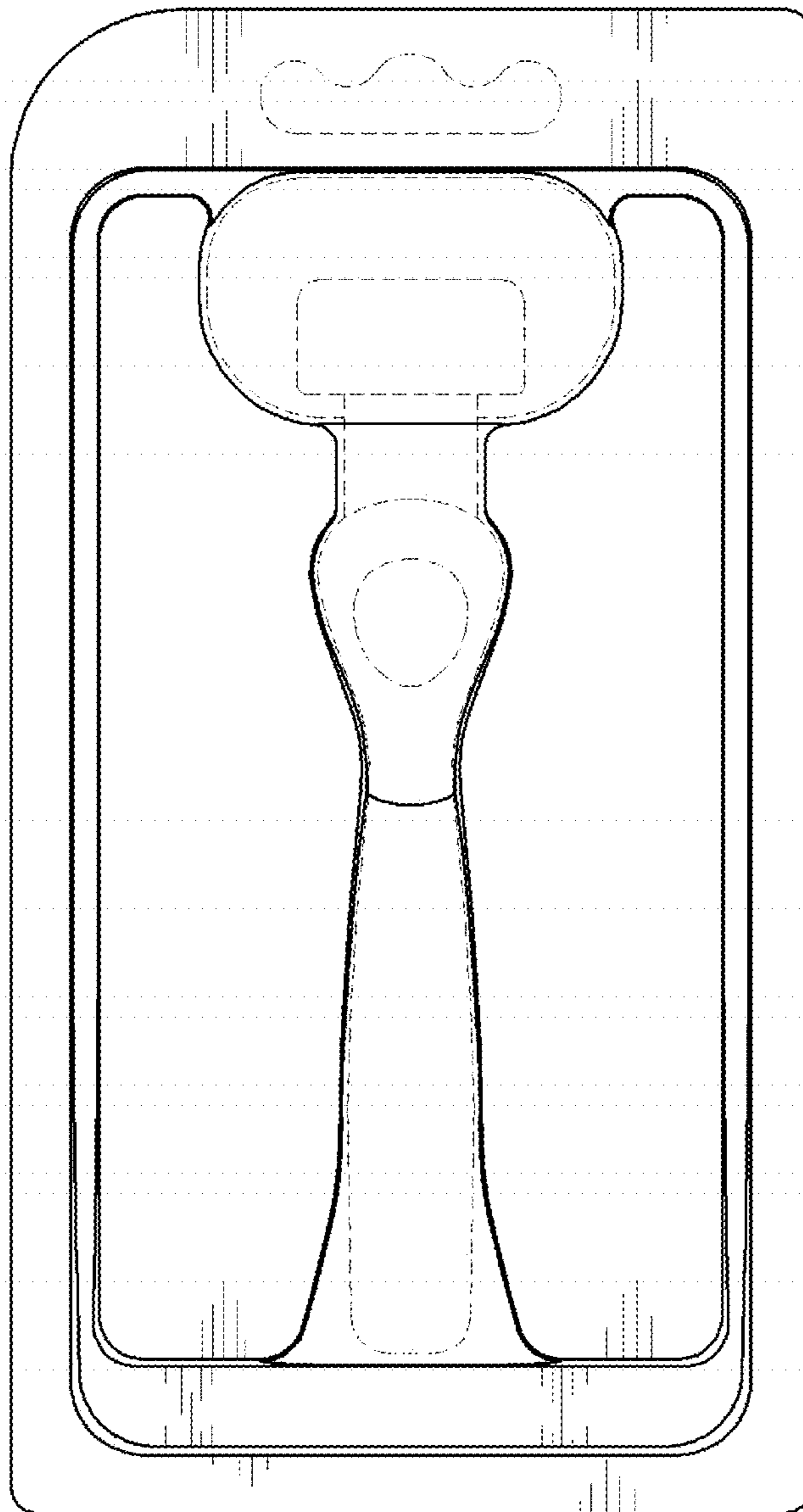


FIG. 8