



US00D898580S

(12) **United States Design Patent**  
**Seok**

(10) **Patent No.:** **US D898,580 S**

(45) **Date of Patent:** **\*\* Oct. 13, 2020**

(54) **PACKAGING BOX**

(71) Applicant: **BINGGRAE CO., LTD.**,  
Namyangju-si, Gyeonggi-do (KR)

(72) Inventor: **Soo Min Seok**, Seoul (KR)

(73) Assignee: **BINGGRAE CO., LTD.**,  
Namyangju-Si, Gyeonggi-Do (KR)

(\*\*) Term: **15 Years**

(21) Appl. No.: **29/689,357**

(22) Filed: **Apr. 29, 2019**

(51) **LOC (12) Cl.** ..... **09-01**

(52) **U.S. Cl.**  
USPC ..... **D9/643; D9/432; D9/433**

(58) **Field of Classification Search**  
USPC ..... D3/270, 271.1-271.4; D7/510, 514-520,  
D7/599, 604, 613, 619.2, 623, 628;  
D9/600, 643-647, 655-664, 414-434,  
D9/652; 206/457, 459.5, 527;  
215/381-384, 400; D20/23-32  
CPC ..... B65D 5/42; B65D 5/4258; B65D 81/36;  
B65D 81/365; B65D 81/366; B65D  
81/368; B65D 2203/00; B65D 2203/02;  
B65D 37/00; A63H 33/16; B32D 73/16;  
B32D 73/162; B32D 73/164  
See application file for complete search history.

(56) **References Cited**

**U.S. PATENT DOCUMENTS**

D640,140 S \* 6/2011 Zhang ..... D9/432  
D673,461 S \* 1/2013 Lee ..... D9/643

D708,959 S \* 7/2014 Lee ..... D9/643  
D726,005 S \* 4/2015 Lee ..... D9/432  
D733,573 S \* 7/2015 Lee ..... D9/643  
D805,397 S \* 12/2017 Miyasako ..... D9/643  
D832,717 S \* 11/2018 Park ..... D9/643  
D865,516 S \* 11/2019 Zhong ..... D9/432

\* cited by examiner

*Primary Examiner* — Sandra L Morris

(74) *Attorney, Agent, or Firm* — Nelson Mullins Riley &  
Scarborough LLP; Kongsik Kim, Esq.

(57) **CLAIM**

The ornamental design for a packaging box, as shown and described.

**DESCRIPTION**

The patent or application file contains at least one drawing executed in color. Copies of this patent or patent application publication with color drawing(s) will be provided by the Office upon request and payment of the necessary fee. FIG. 1 is a perspective view of a packaging box according to the present invention.

FIG. 2 is a front view of the packaging box of FIG. 1. FIG. 3 is a rear view of the packaging box of FIG. 1. FIG. 4 is a left side view of the packaging box of FIG. 1. FIG. 5 is a right side view of the packaging box of FIG. 1. FIG. 6 is a top view of the packaging box of FIG. 1. FIG. 7 is a bottom view of the packaging box of FIG. 1; and, FIG. 8 is a top plan view showing the design in an unfolded configuration.

**1 Claim, 8 Drawing Sheets**  
**(8 of 8 Drawing Sheet(s) Filed in Color)**



FIG. 1



FIG. 2


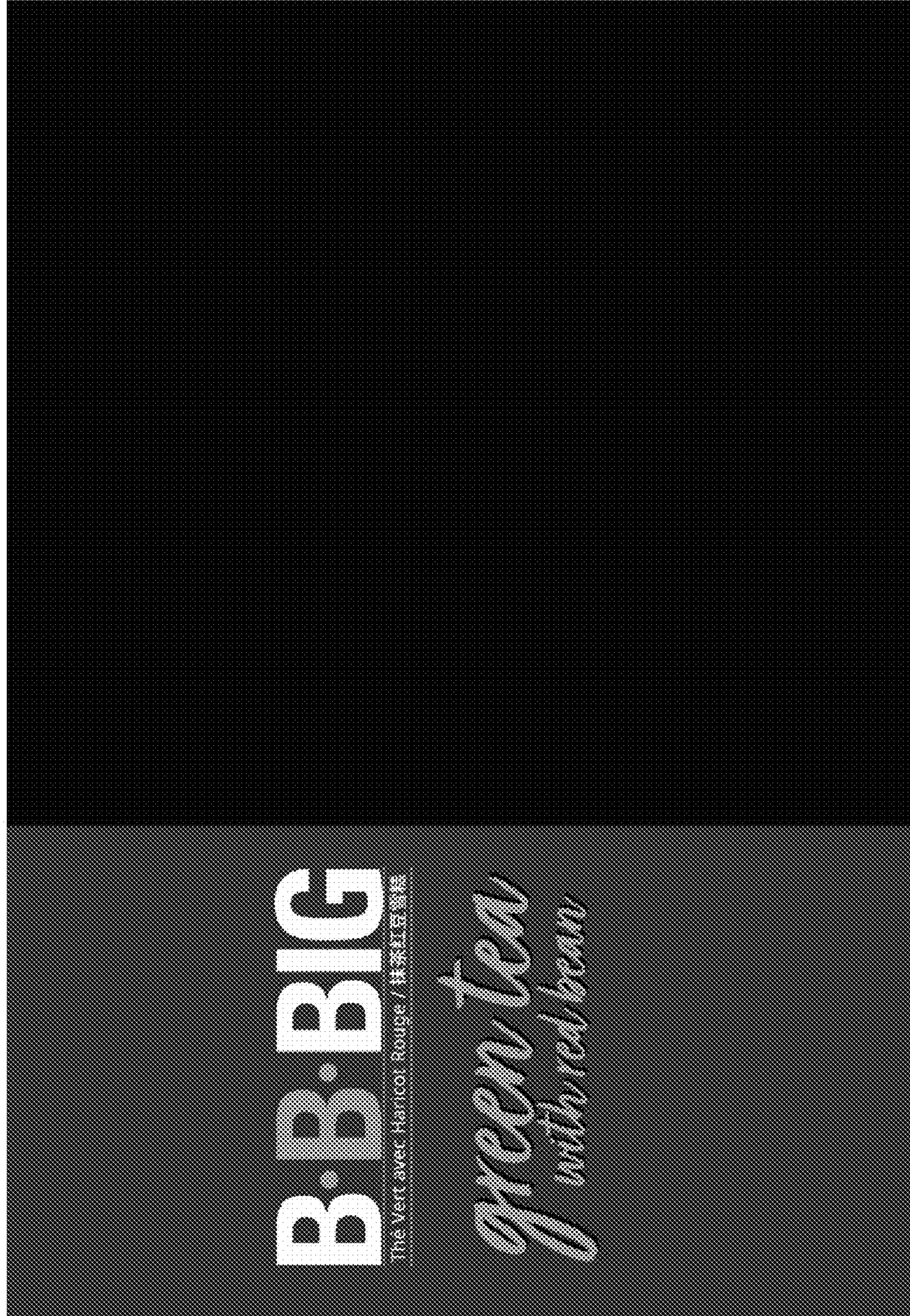



FIG. 3



**FIG. 4**



**FIG. 5**




FIG. 6




FIG. 7






FIG. 8

