



US00D898575S

(12) **United States Design Patent**
Tanchette et al.

(10) **Patent No.:** **US D898,575 S**
(45) **Date of Patent:** **** Oct. 13, 2020**

(54) **BOTTLE FOR WATER DISPENSERS**

(71) Applicant: **SOCIETE ANONYME DES EAUX MINERALES D'EVIAN**, Evian les Bains (FR)

(72) Inventors: **Jean-Baptiste Tanchette**, Publier (FR); **Alain Colloud**, Reyvroz (FR)

(73) Assignee: **SOCIETE ANONYME DES EAUX MINERALES D'EVIAN**, Evian les Bains (FR)

(**) Term: **15 Years**

(21) Appl. No.: **29/708,169**

(22) Filed: **Oct. 3, 2019**

(30) **Foreign Application Priority Data**

Apr. 4, 2019 (EM) 006368296-0001
Apr. 4, 2019 (EM) 006368296-0002
Apr. 4, 2019 (EM) 006368296-0003

(51) **LOC (12) Cl.** **09-01**

(52) **U.S. Cl.**
USPC **D9/503**; D9/454; D9/521

(58) **Field of Classification Search**
USPC D9/434-435, 439, 444-445, 454, 500, D9/503, 505, 516, 521, 549, 558, 682,
(Continued)

(56) **References Cited**

U.S. PATENT DOCUMENTS

632,321 A * 9/1899 Olney A47B 73/00
211/74
D211,217 S * 5/1968 Bales D21/805
(Continued)

Primary Examiner — Dana Meyrow

(74) *Attorney, Agent, or Firm* — DLA Piper LLP (US)

(57) **CLAIM**

The ornamental design for a bottle for water dispensers, as shown and described.

DESCRIPTION

FIG. 1 is a perspective view of a bottle for water dispensers according to a first embodiment.

FIG. 2 is a front view of the bottle for water dispensers.

FIG. 3 is a left side view of the bottle for water dispensers.

FIG. 4 is a right side view of the bottle for water dispensers.

FIG. 5 is a back view of the bottle for water dispensers.

FIG. 6 is a top view of the bottle for water dispensers.

FIG. 7 is a bottom view of the bottle for water dispensers.

FIG. 8 is a perspective view of a bottle for water dispensers according to a second embodiment.

FIG. 9 is a front view of the bottle for water dispensers.

FIG. 10 is a left side view of the bottle for water dispensers.

FIG. 11 is a right side view of the bottle for water dispensers.

FIG. 12 is a back view of the bottle for water dispensers.

FIG. 13 is a top view of the bottle for water dispensers.

FIG. 14 is a bottom view of the bottle for water dispensers.

FIG. 15 is a perspective view of a bottle for water dispensers according to a third embodiment.

FIG. 16 is a front view of the bottle for water dispensers.

FIG. 17 is a left side view of the bottle for water dispensers.

FIG. 18 is a right side view of the bottle for water dispensers.

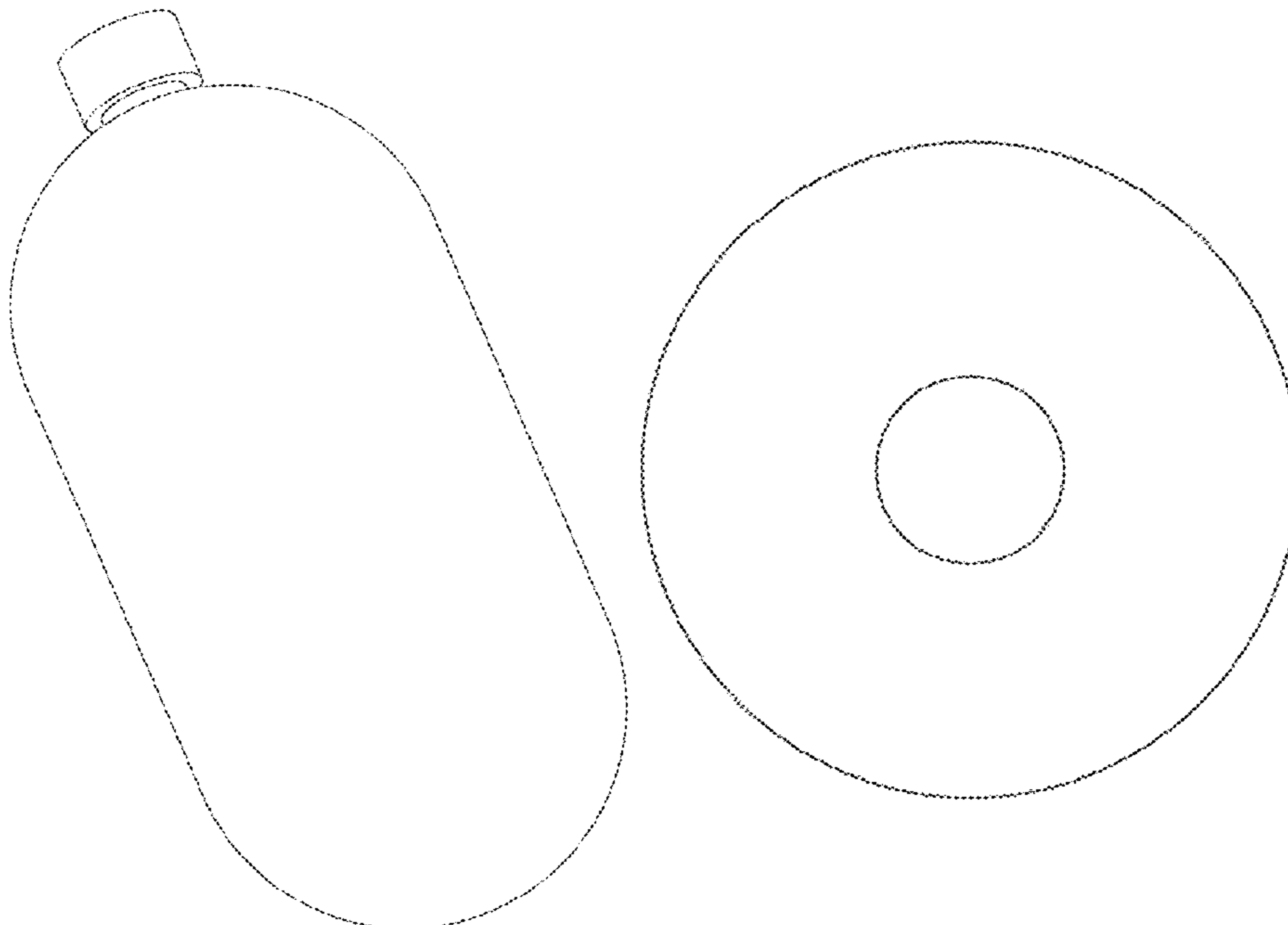
FIG. 19 is a back view of the bottle for water dispensers.

FIG. 20 is a top view of the bottle for water dispensers; and,

FIG. 21 is a bottom view of the bottle for water dispensers.

The broken lines in the drawings represent unclaimed subject matter and form no part of the claimed design.

1 Claim, 21 Drawing Sheets



(58) **Field of Classification Search**

USPC D9/686, 688-691, 715, 719; D21/572;
D23/205-206, 209, 225; D24/224;
222/79; 446/180, 267, 475
CPC B65D 1/00; B65D 1/02; B65D 1/0223;
B65D 23/00; B65D 51/32; B65D
2501/00; B65D 2501/0009

See application file for complete search history.

(56) **References Cited**

U.S. PATENT DOCUMENTS

3,424,218 A * 1/1969 Vanderbur, Jr. A61J 1/05
215/247
D218,397 S * 8/1970 Orr D9/521
D336,668 S * 6/1993 D'Andrade D21/572
D337,797 S * 7/1993 D'Andrade D21/572
D340,750 S * 10/1993 Salmon D21/574
D341,396 S * 11/1993 Salmon D21/572
D350,574 S * 9/1994 Caminos D21/572
5,586,688 A * 12/1996 Johnson F41B 9/0021
200/82 R
D427,964 S * 7/2000 Smith D13/103
6,491,187 B2 * 12/2002 Walters C07D 407/12
222/185.1
D783,410 S * 4/2017 Bertaux D9/690

* cited by examiner




FIG. 1




FIG. 2




FIG. 3




FIG. 4




FIG. 5

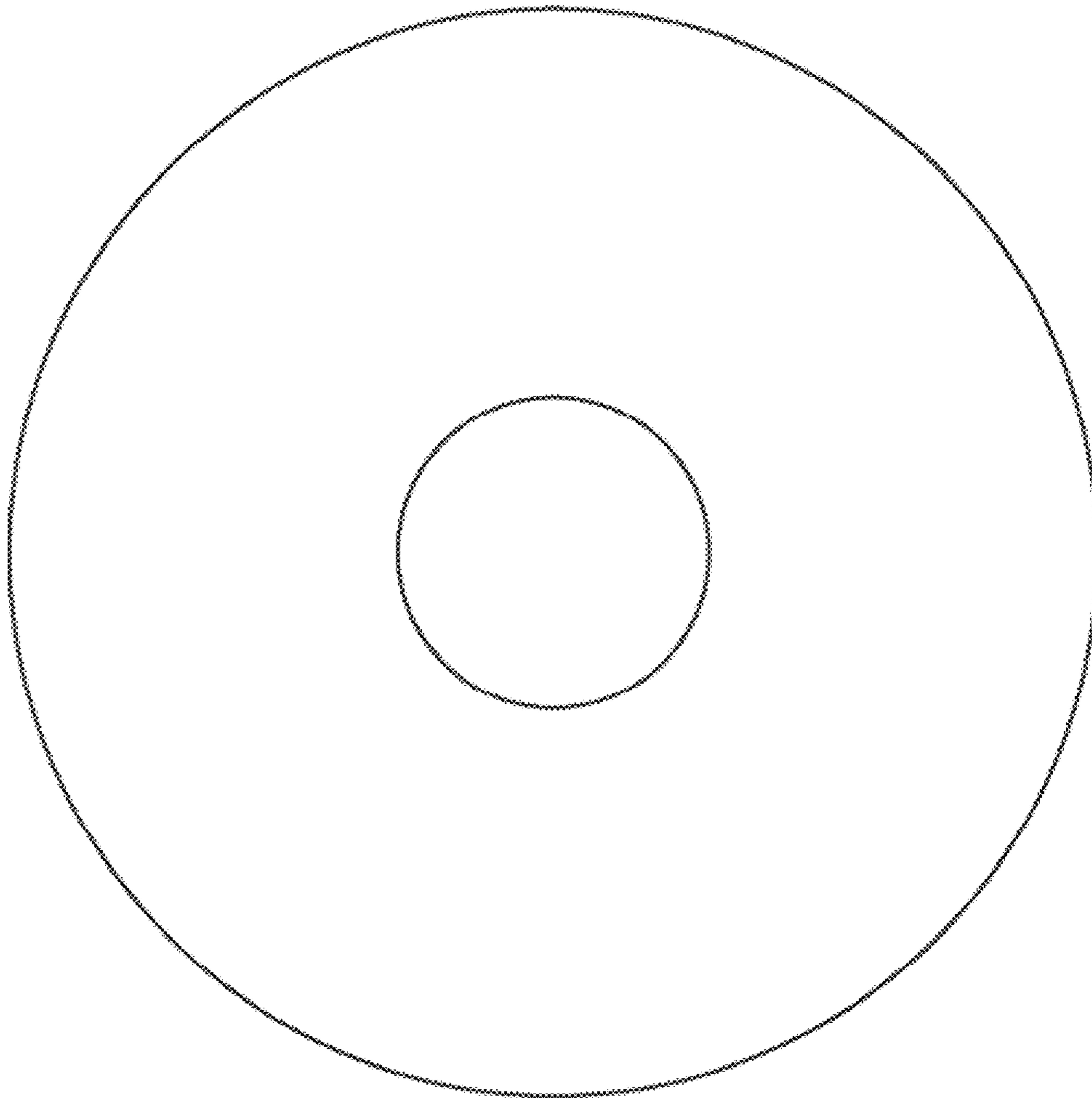


FIG. 6




FIG. 7

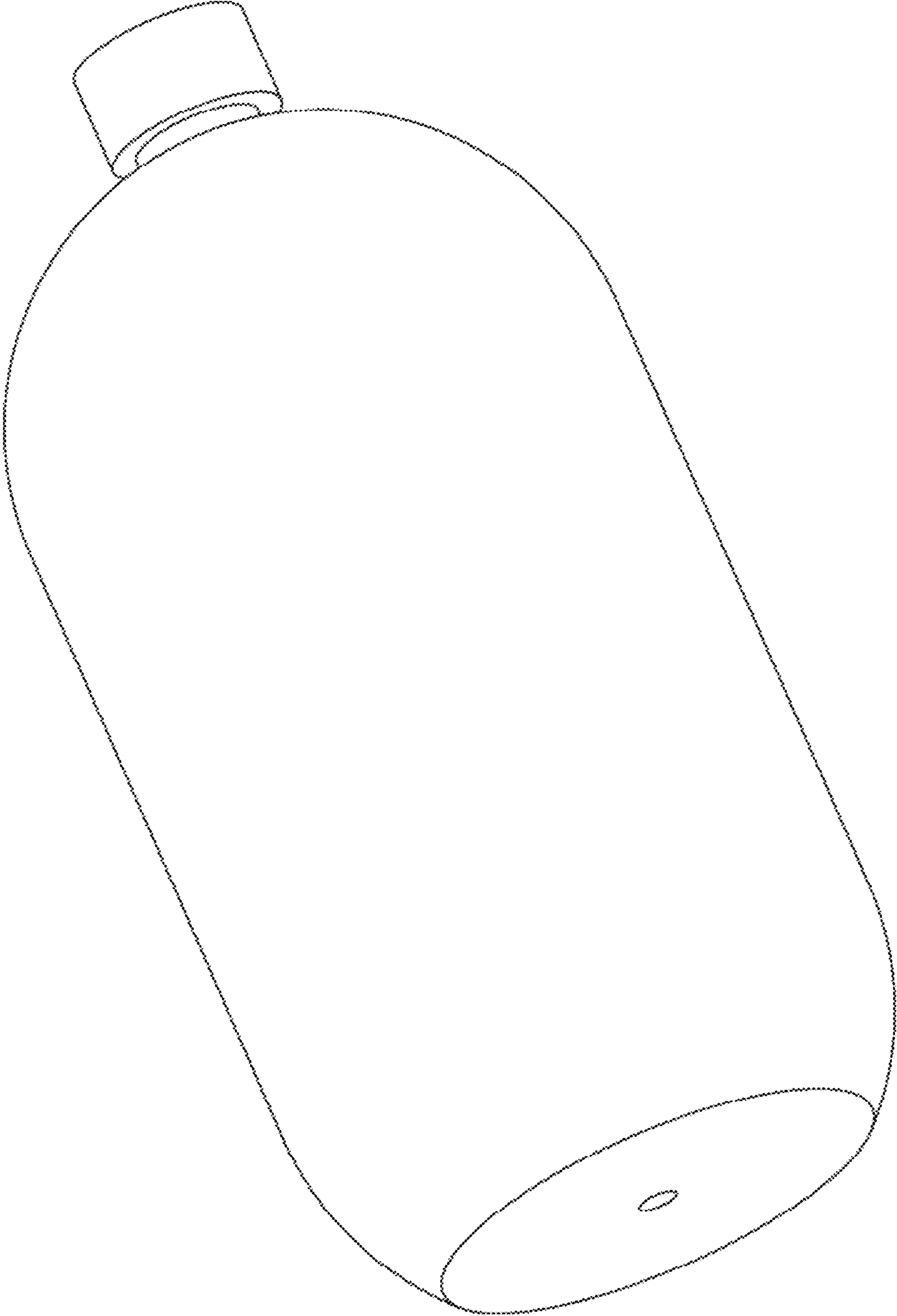


FIG. 8




FIG. 9




FIG. 10




FIG. 11




FIG. 12

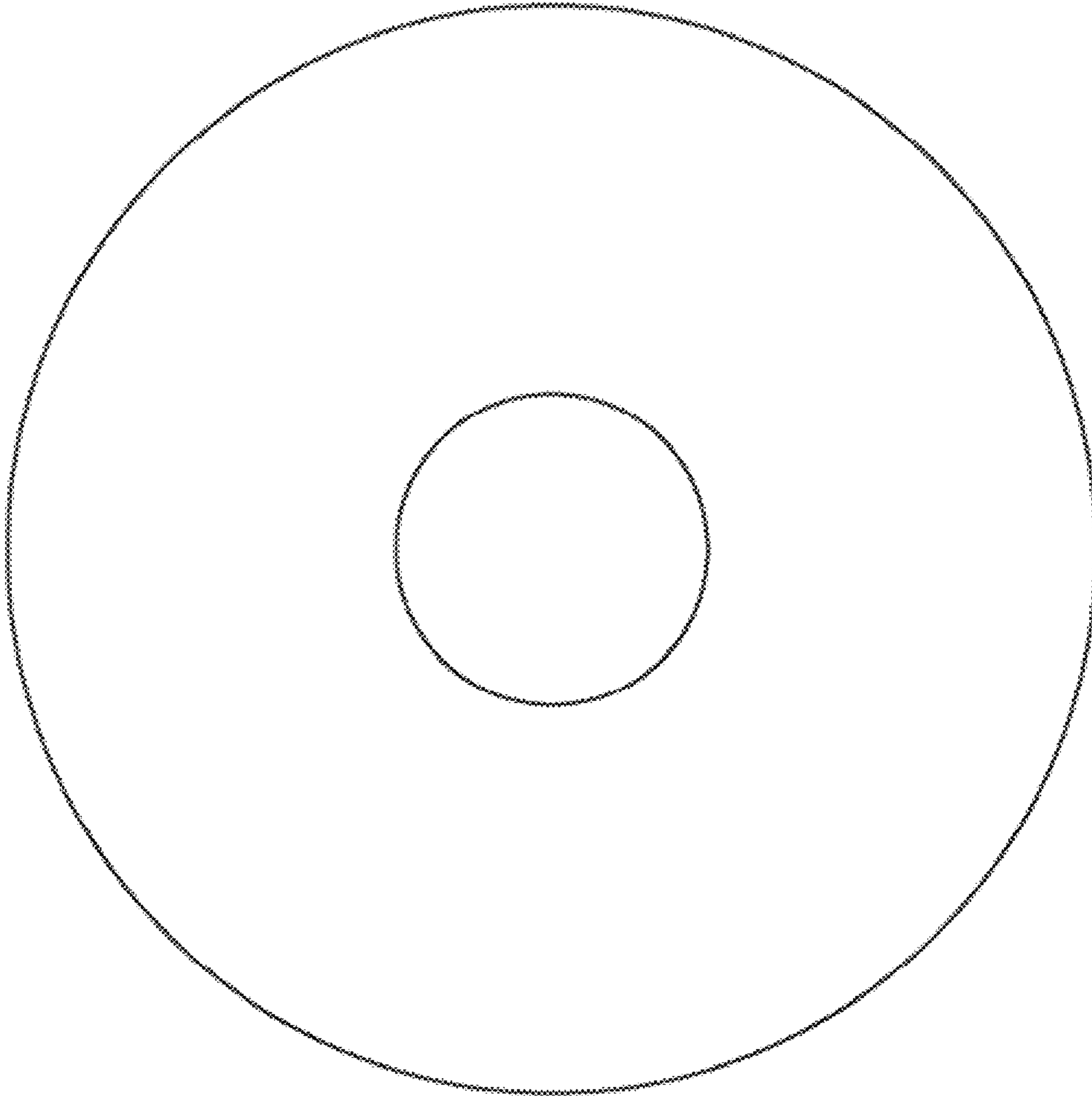


FIG. 13

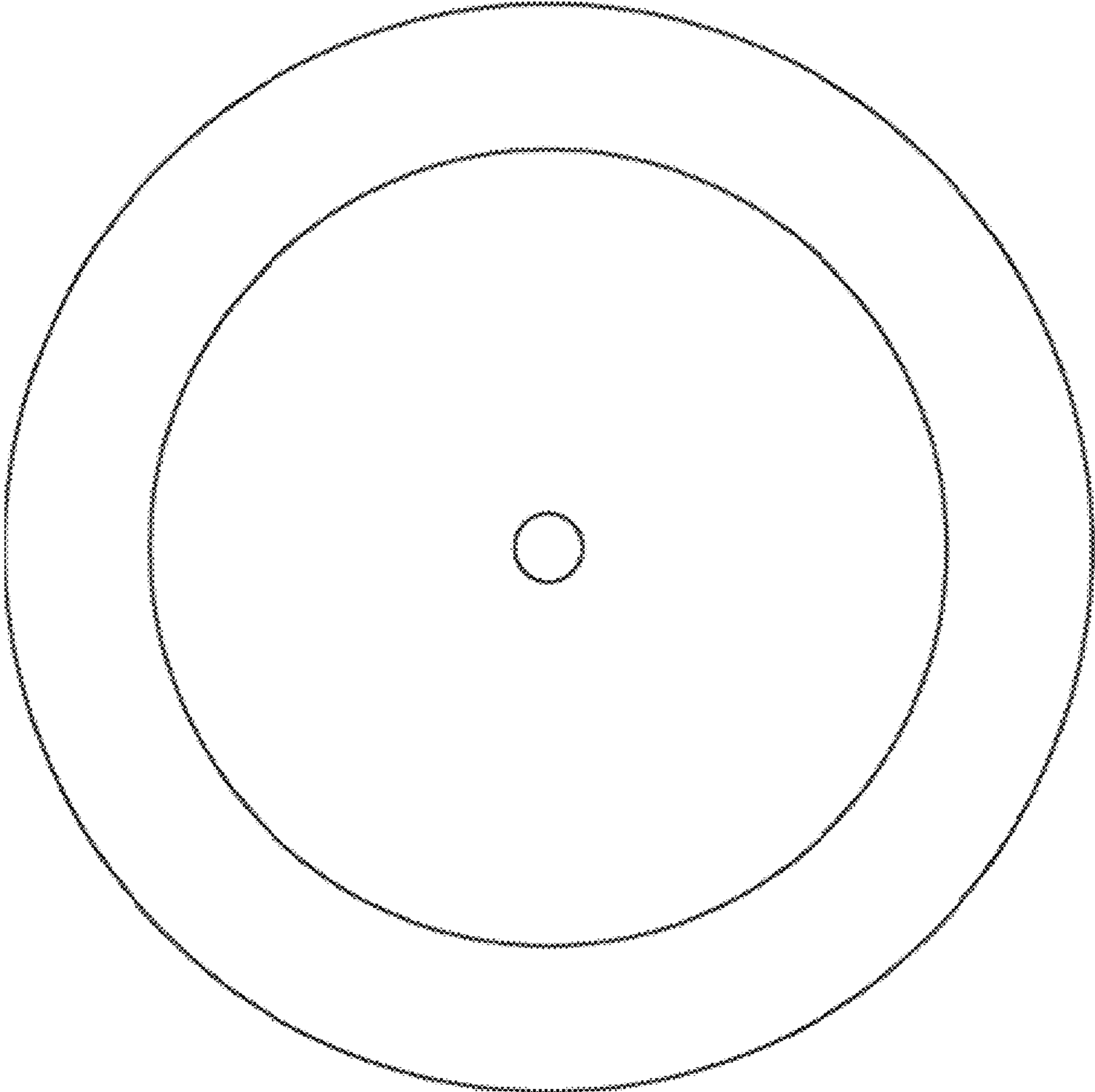


FIG. 14

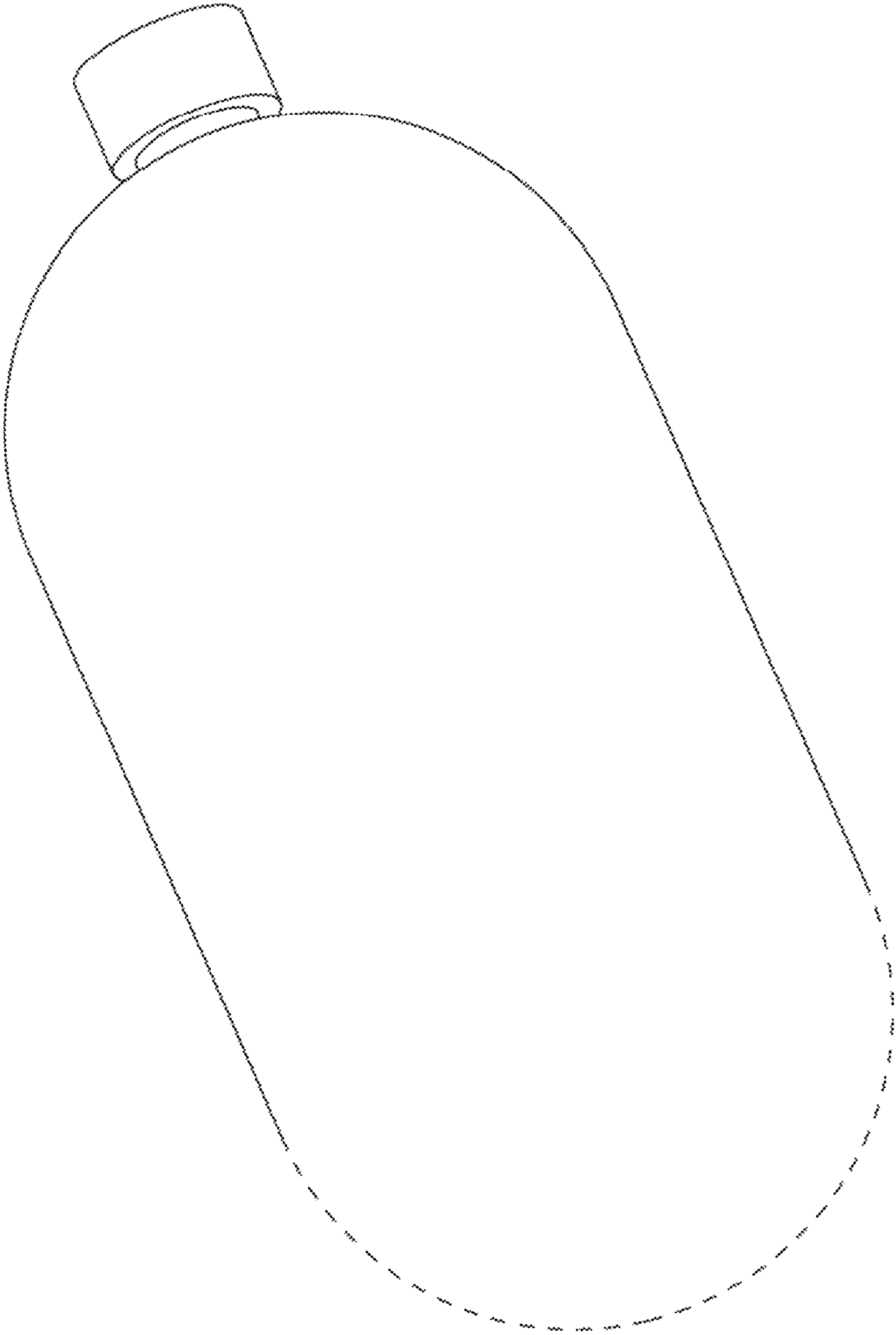


FIG. 15




FIG. 16




FIG. 17




FIG. 18




FIG. 19

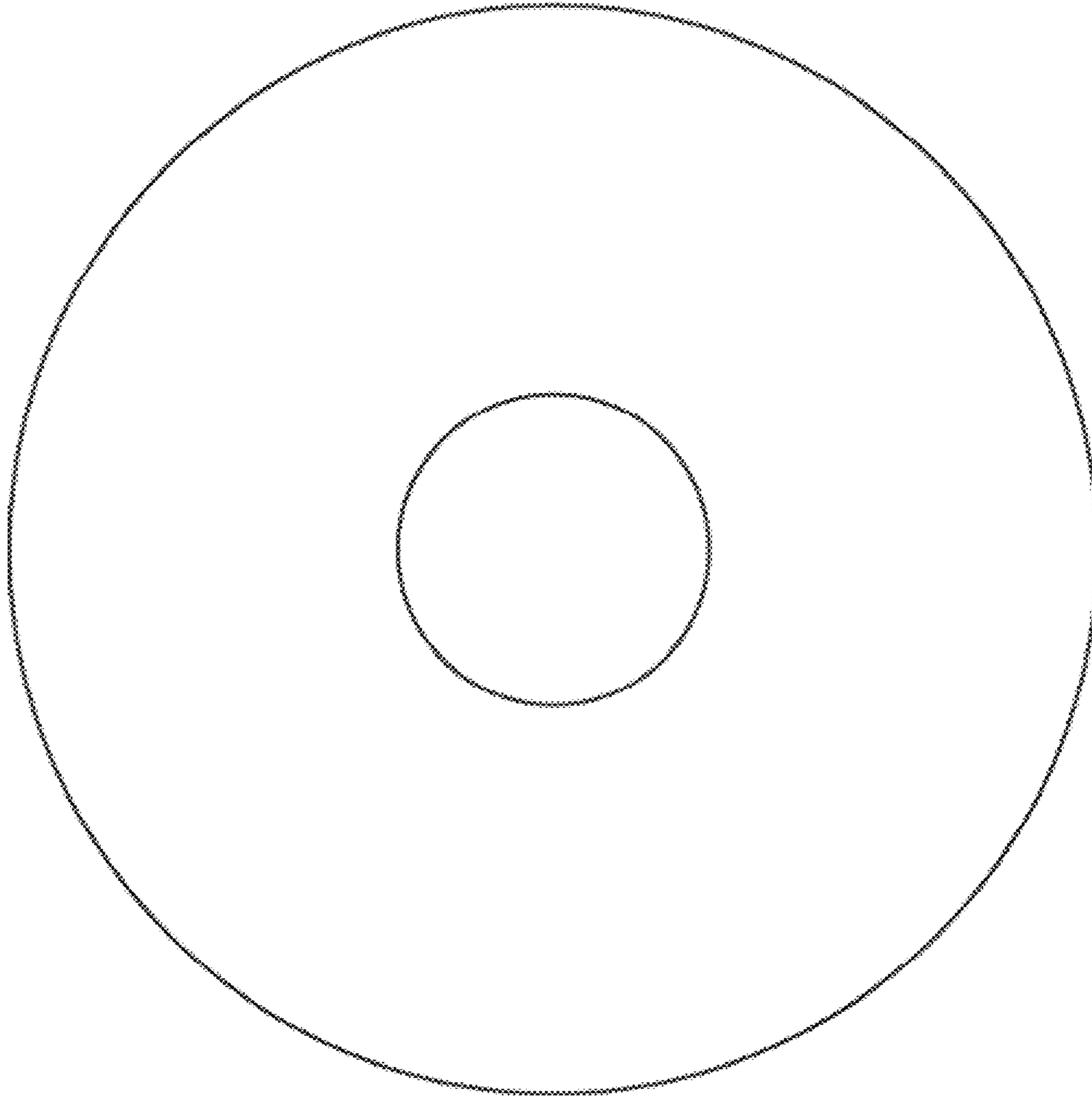


FIG. 20




FIG. 21