



US00D898568S

(12) **United States Design Patent**  
**Apasov**

(10) **Patent No.:** **US D898,568 S**

(45) **Date of Patent:** **\*\* Oct. 13, 2020**

(54) **JAR LID**

(71) Applicant: **Painted Forest LLC**, Freeville, NY (US)

(72) Inventor: **Danila Apasov**, Freevill, NY (US)

(73) Assignee: **Painted Forest LLC**, Freeville, NY (US)

(\*\*) Term: **15 Years**

(21) Appl. No.: **29/660,530**

(22) Filed: **Aug. 21, 2018**

(51) **LOC (12) Cl.** ..... **09-07**

(52) **U.S. Cl.**  
USPC ..... **D9/435; D9/440**

(58) **Field of Classification Search**  
USPC ..... D9/414, 434-436, 438-440, 443-457, D9/499, 503-505, 682, 685, 686; D7/378, 387, 391, 392, 392.1, D7/396.2-396.4, 401.1, 507, 509-511, D7/538, 589, 700, 900; D3/202, 203.2, D3/318; D28/91.1  
CPC .. A61J 1/00; A61J 1/1412; B65D 1/00; B65D 1/02; B65D 1/10; B65D 1/46; B65D 5/46; B65D 41/00; B65D 41/38; B65D 41/56; B65D 41/62; B65D 47/00; B65D 47/06; B65D 47/08; B65D 2251/00; B65D 2543/00046; B65D 2543/00092; B65D 2543/00296; B65D 2585/56; B65D 2585/545

See application file for complete search history.

(56) **References Cited**

**U.S. PATENT DOCUMENTS**

- 3,543,287 A \* 11/1970 Henkel ..... B65D 25/02 220/698
- D262,192 S \* 12/1981 Wedge ..... D9/435

- D263,932 S \* 4/1982 Daenen ..... D9/434
- D267,779 S \* 2/1983 Roth ..... D9/434
- D267,780 S \* 2/1983 Walter ..... D9/434
- D286,508 S \* 11/1986 Tilden ..... D9/435
- D289,796 S \* 5/1987 Larkin ..... D9/439
- D363,665 S \* 10/1995 Goto ..... D9/434
- D364,566 S \* 11/1995 Douer ..... D9/436
- D379,302 S \* 5/1997 Rodman ..... D9/440
- D390,462 S \* 2/1998 Mao ..... D9/435
- D446,422 S \* 8/2001 Sumner ..... D7/402
- D513,549 S \* 1/2006 Schuster ..... D7/700
- D525,126 S \* 7/2006 Rhoades ..... D9/454
- D551,550 S \* 9/2007 Noonan ..... D9/454
- D567,659 S \* 4/2008 Gran ..... D9/435
- D570,212 S \* 6/2008 Sussman ..... D9/444
- D587,532 S \* 3/2009 Webster ..... D7/589
- D603,218 S \* 11/2009 Hollinger ..... D7/378
- D642,869 S \* 8/2011 Webster ..... D7/589
- D750,934 S \* 3/2016 Kemker ..... D7/376
- D757,547 S \* 5/2016 Biswas ..... D9/454
- D786,673 S \* 5/2017 Moffat ..... D9/443

(Continued)

*Primary Examiner* — Wendy L Arminio

(74) *Attorney, Agent, or Firm* — Brown & Michaels, PC

(57)

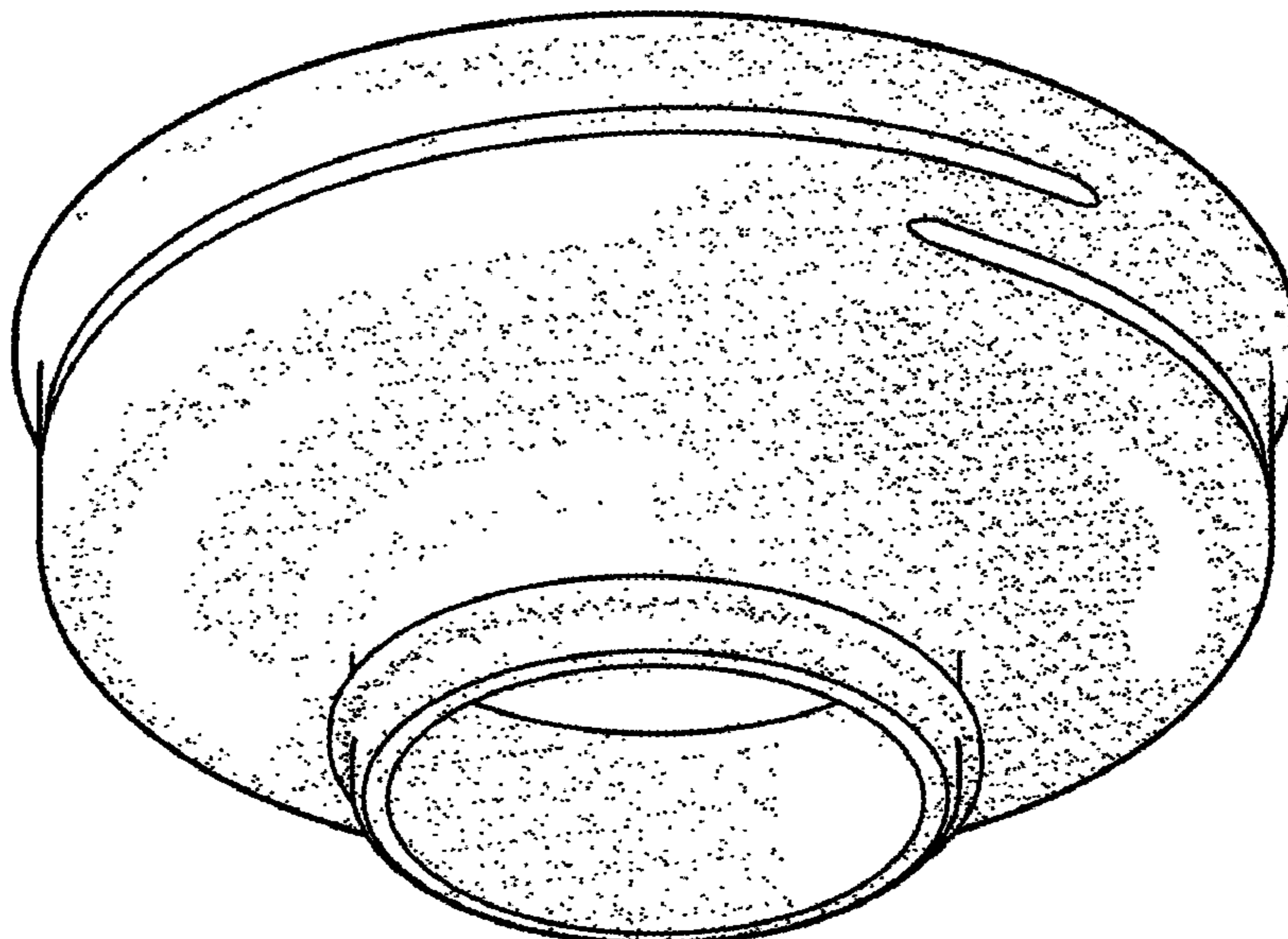
**CLAIM**

The ornamental design for a jar lid, as shown and described.

**DESCRIPTION**

FIG.1 is a top view of the jar lid of the present invention.  
 FIG. 2 is a front view of the jar lid.  
 FIG. 3 is a back view of the jar lid.  
 FIG. 4 is a bottom view of the jar lid.  
 FIG. 5 is a side view of the jar lid.  
 FIG. 6 is a side view of the jar lid, showing the opposite side from FIG. 5.  
 FIG. 7 is a perspective view of the jar lid of the present invention; and,  
 FIG. 8 is another perspective view of the jar lid of the present invention.

**1 Claim, 4 Drawing Sheets**



(56)

**References Cited**

U.S. PATENT DOCUMENTS

D790,767 S \* 6/2017 Rush ..... D27/168  
D799,895 S \* 10/2017 Westrick ..... D9/440  
D876,186 S \* 2/2020 Marantis ..... D9/447

\* cited by examiner

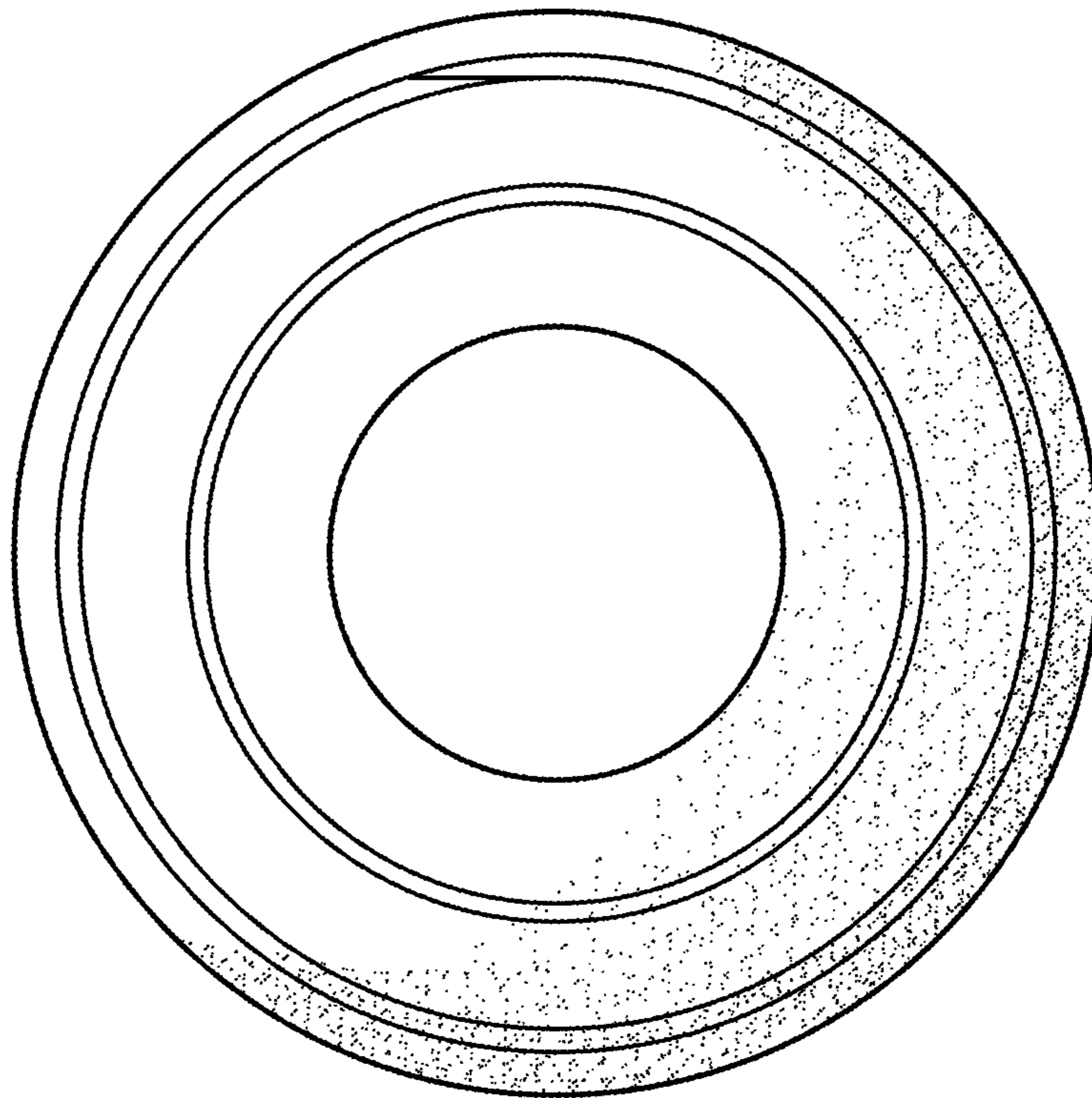


FIG. 1




FIG. 2




FIG. 3

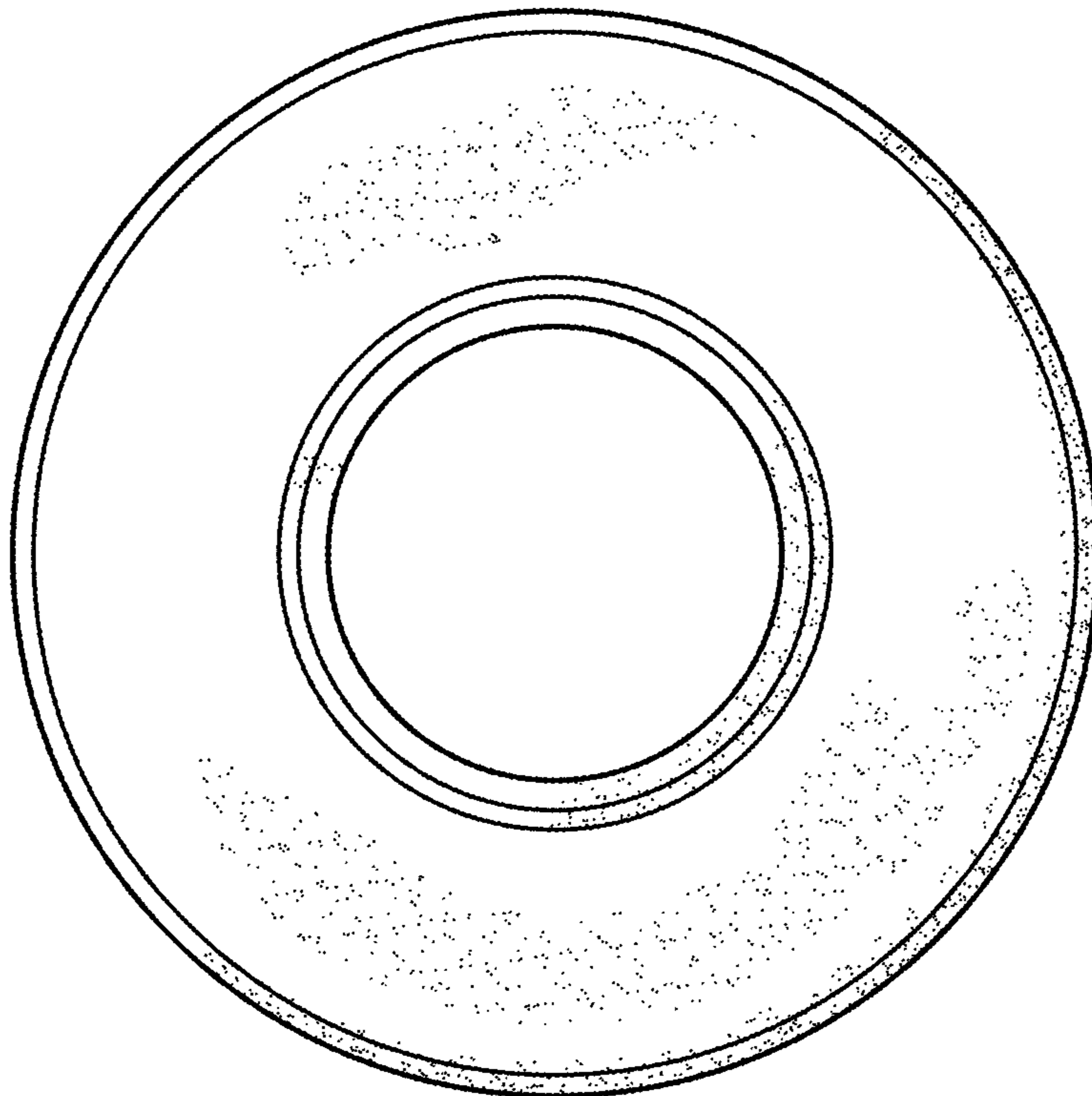


FIG. 4




FIG. 5




FIG. 6

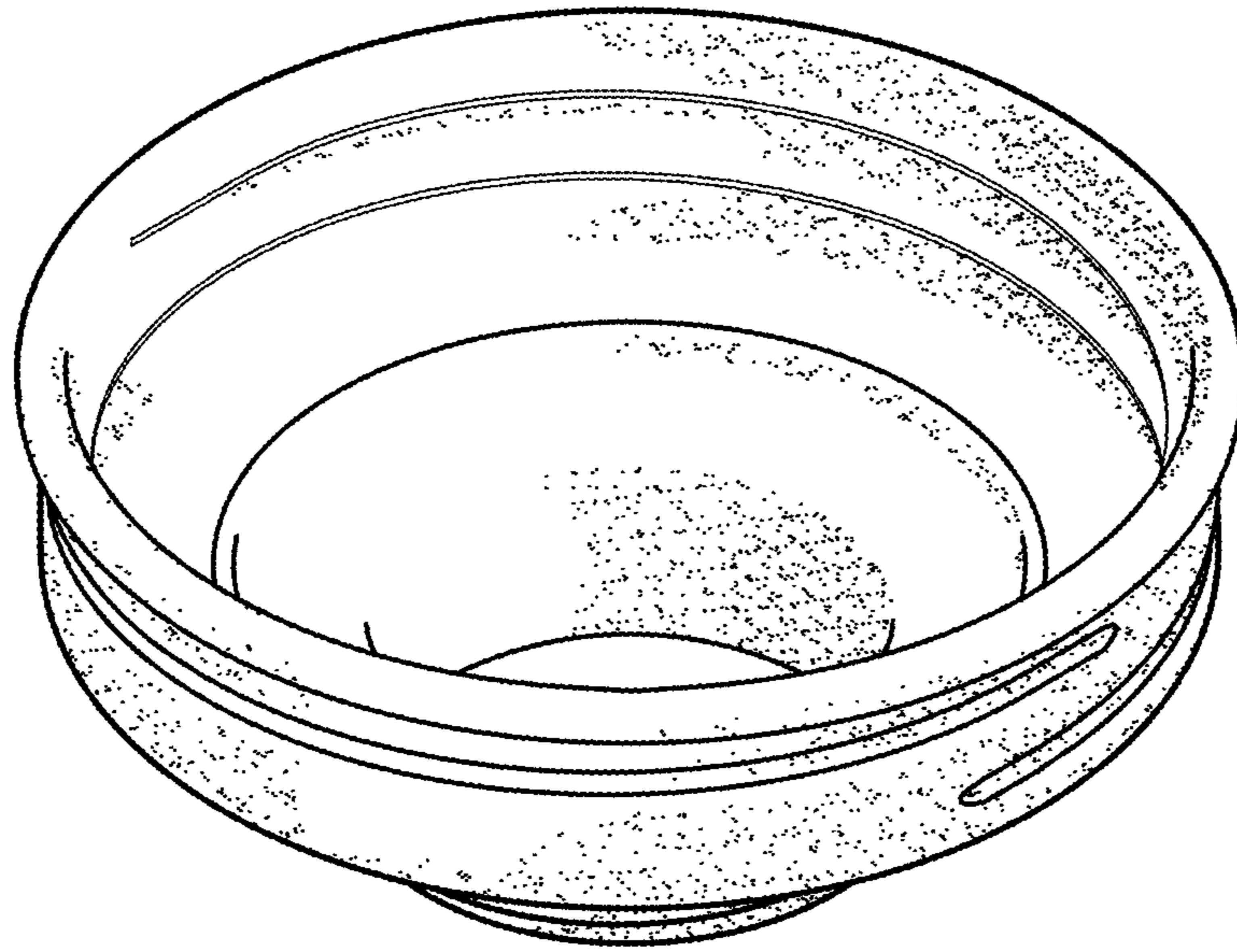


FIG. 7

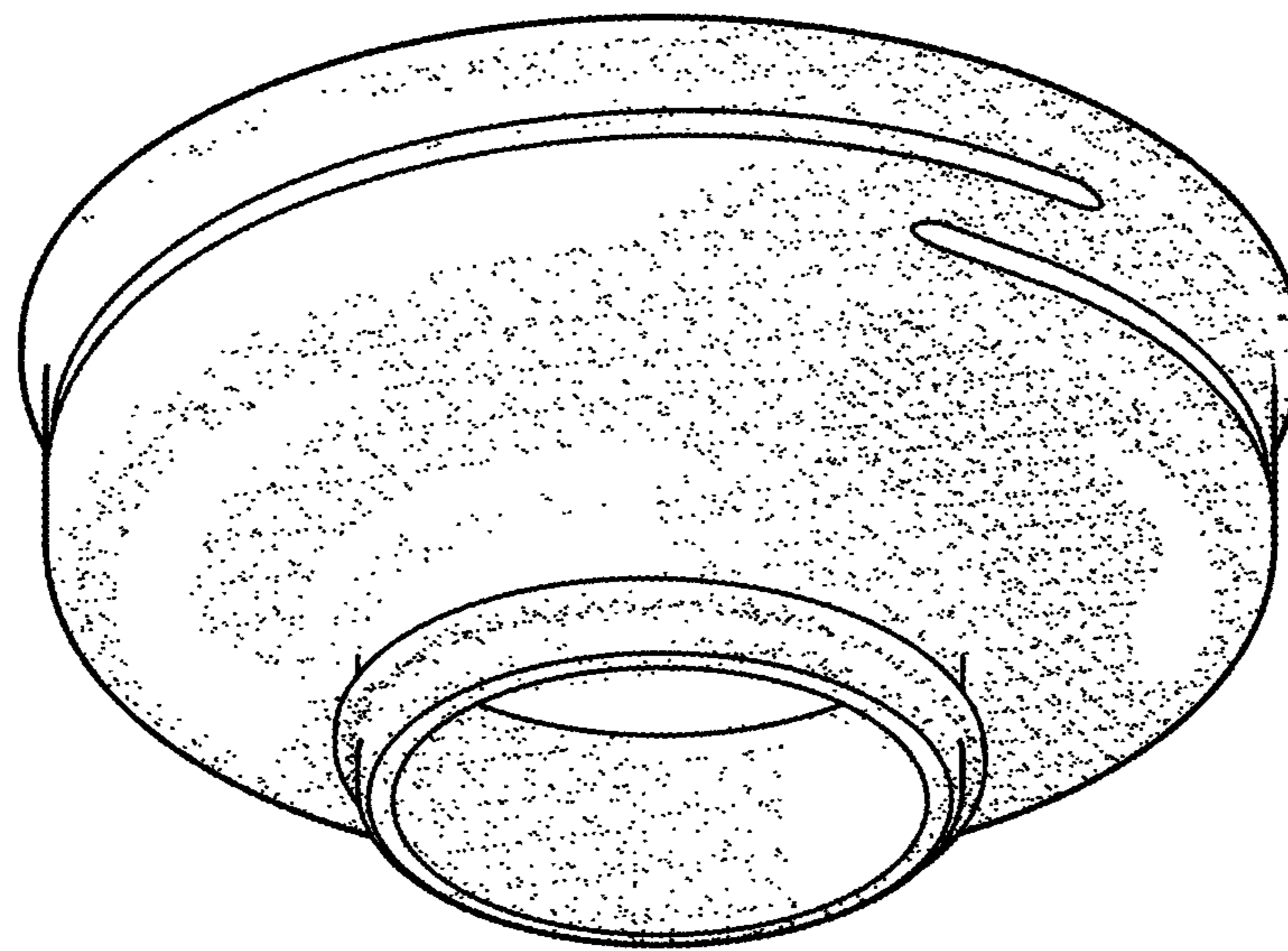


FIG. 8