



US00D898543S

(12) **United States Design Patent** (10) **Patent No.:** **US D898,543 S**
Sahaye (45) **Date of Patent:** **** Oct. 13, 2020**

(54) **FIREPLACE TOOL**
(71) Applicant: **Progressive Home Hardware Inc.,**
Alpharetta, GA (US)
(72) Inventor: **Nivay Sahaye,** Lawrenceville, GA (US)
(73) Assignee: **Progressive Home Hardware Inc.,**
Alpharetta, GA (US)

D441,162 S * 4/2001 Grove D12/133
D461,390 S * 8/2002 Livingston D8/303
D472,297 S * 3/2003 Hashimoto D22/142
D609,048 S * 2/2010 Yeh D7/395
D626,816 S * 11/2010 Claxton D8/303
D637,816 S * 5/2011 Nitkin D3/318
D648,204 S * 11/2011 Parvey D8/303
D669,945 S * 10/2012 Russo D21/662
D766,062 S * 9/2016 Phillips D8/303
D779,621 S * 2/2017 Salvador D22/108
2016/0101824 A1* 4/2016 Aymar A63B 60/52
16/436

(**) Term: **15 Years**

* cited by examiner

(21) Appl. No.: **29/631,190**

Primary Examiner — Philip S Hyder

(22) Filed: **Dec. 28, 2017**

(74) *Attorney, Agent, or Firm* — Walter A. Rodgers

(51) **LOC (12) Cl.** **08-05**

(57) **CLAIM**

(52) **U.S. Cl.**

USPC **D8/107**

The ornamental design for a fireplace tool, as shown and described.

(58) **Field of Classification Search**

USPC D8/14, 107, 300, 303; D3/12; D24/133;
D32/49; D21/756

CPC F24B 15/00; F24B 15/002; B25G 1/10;
B25G 1/102

See application file for complete search history.

DESCRIPTION

FIG. 1 is a perspective view of a fireplace tool showing my new design;

FIG. 2 is a side elevation view thereof;

FIG. 3 is a top plan view thereof; and,

FIG. 4 is a bottom plan view thereof.

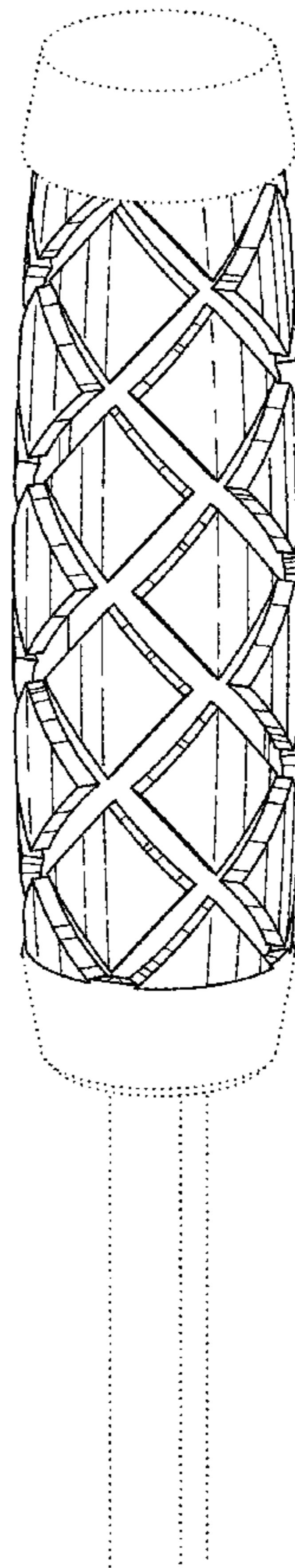
The dotted lines illustrate portions of the fireplace tool that form no part of the claimed design.

(56) **References Cited**

U.S. PATENT DOCUMENTS

D320,125 S * 9/1991 Hacker D7/395
D334,224 S * 3/1993 Downey D21/756

1 Claim, 4 Drawing Sheets



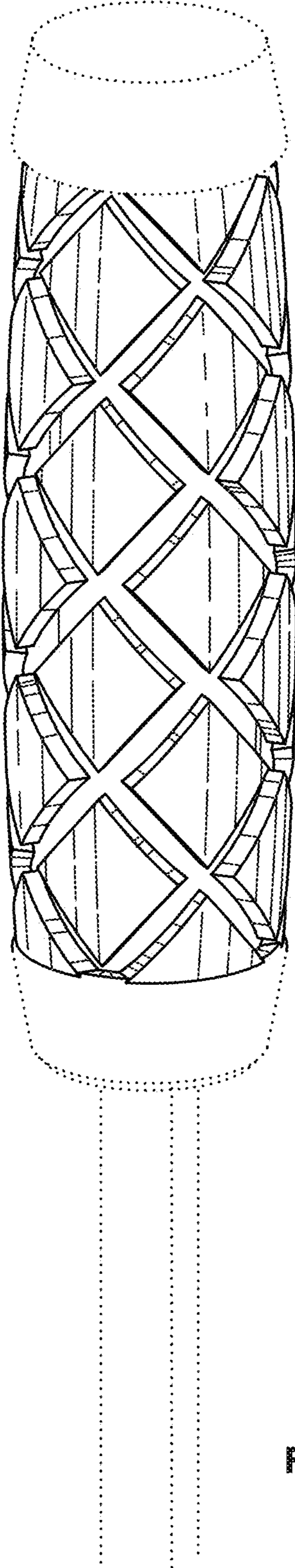


FIG. 1

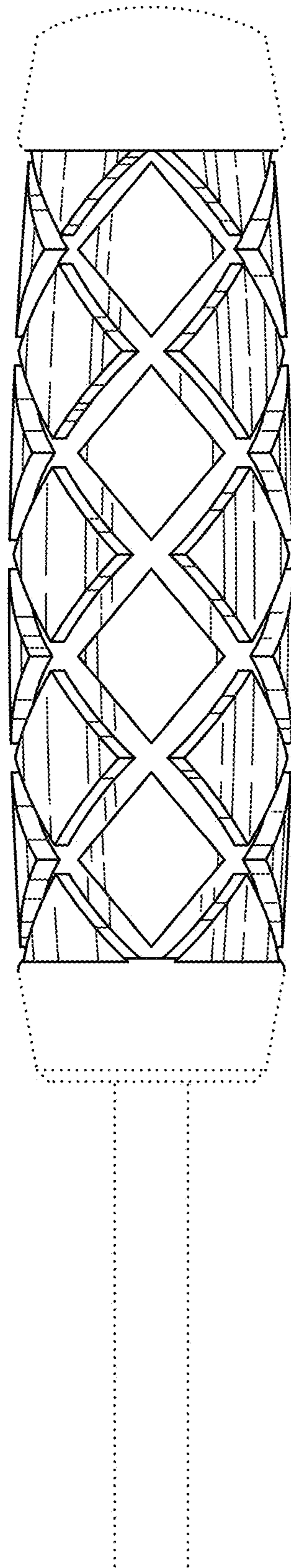


FIG. 2




FIG. 3

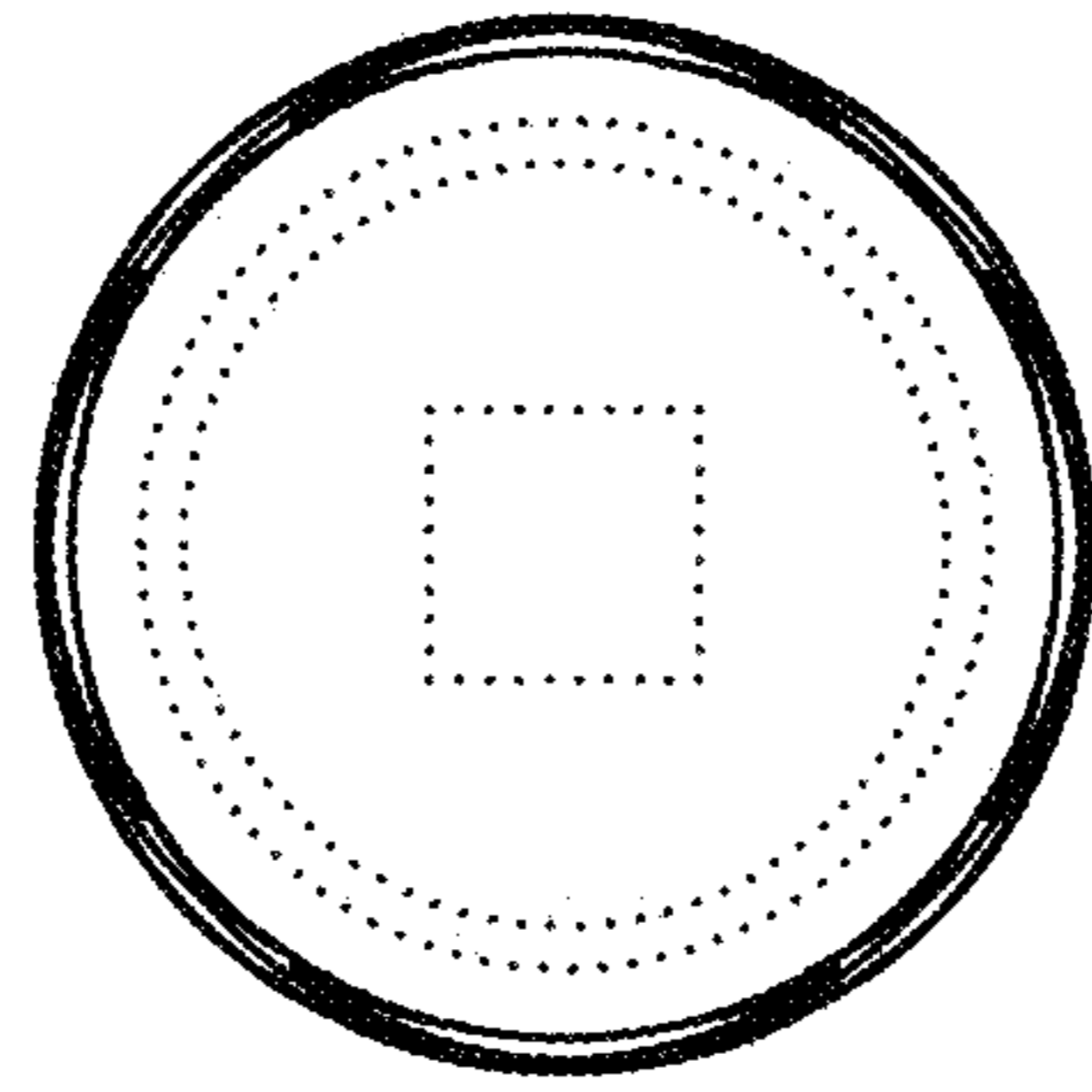


FIG. 4