



US00D898541S

(12) **United States Design Patent**
Chumchal

(10) **Patent No.:** **US D898,541 S**

(45) **Date of Patent:** **** Oct. 13, 2020**

(54) **POCKET KNIFE**

(71) Applicant: **Kyle Chumchal**, Fletcher, NC (US)

(72) Inventor: **Kyle Chumchal**, Fletcher, NC (US)

(73) Assignee: **Microtech Knives, Inc.**, Bradford, PA (US)

(**) Term: **15 Years**

(21) Appl. No.: **29/695,927**

(22) Filed: **Jun. 24, 2019**

(51) **LOC (12) Cl.** **08-03**

(52) **U.S. Cl.**
USPC **D8/99**

(58) **Field of Classification Search**
USPC D8/14, 17, 98, 99, 100, 105; D22/118
CPC B26B 1/00; B26B 1/02; B26B 1/04; B26B
5/00; B26B 5/006; B26B 1/10; B26B
1/046

See application file for complete search history.

(56) **References Cited**

U.S. PATENT DOCUMENTS

1,056,404 A	3/1913	Lorenzo
1,231,058 A	6/1917	Pansa
2,854,745 A	10/1958	Braverman
4,089,112 A	5/1978	Richards
D265,719 S	8/1982	Dowdy
D276,887 S	12/1984	Sakurai
4,523,379 A	6/1985	Osterhout
4,744,146 A	5/1988	Schmidt
4,947,552 A	8/1990	Barnes
5,060,379 A	10/1991	Neely
D347,375 S	5/1994	Sakai
5,502,895 A	4/1996	Lemaire
5,511,311 A	4/1996	Collins
5,617,635 A	4/1997	Berns
D385,173 S	10/1997	McWillis

D387,966 S	12/1997	Horn
D389,389 S	1/1998	Glesser
5,819,414 A	10/1998	Marifone
D407,002 S	3/1999	Morton
D407,004 S	3/1999	Hull
6,085,423 A	7/2000	Marifone
6,101,724 A	8/2000	Halligan
6,148,522 A	11/2000	Dobandi
D435,421 S	12/2000	Strider
6,154,965 A	12/2000	Sakai
D438,443 S	3/2001	Keating
D464,246 S	10/2002	Sloan
D473,917 S	4/2003	Carter, III
D474,669 S	5/2003	Onion
6,574,868 B1 *	6/2003	Overholt B26B 5/00 30/155
D488,045 S	4/2004	Onion
D505,057 S	5/2005	Ralph
D510,249 S *	10/2005	Ray D8/99
7,086,158 B1	8/2006	Halpern
7,305,729 B2	12/2007	Dehner
7,305,769 B2	12/2007	McHenry
D567,055 S	4/2008	Renzi
D578,857 S	10/2008	Yang-Fu

(Continued)

Primary Examiner — Philip S Hyder

(74) Attorney, Agent, or Firm — Steve LeBlanc, LLC

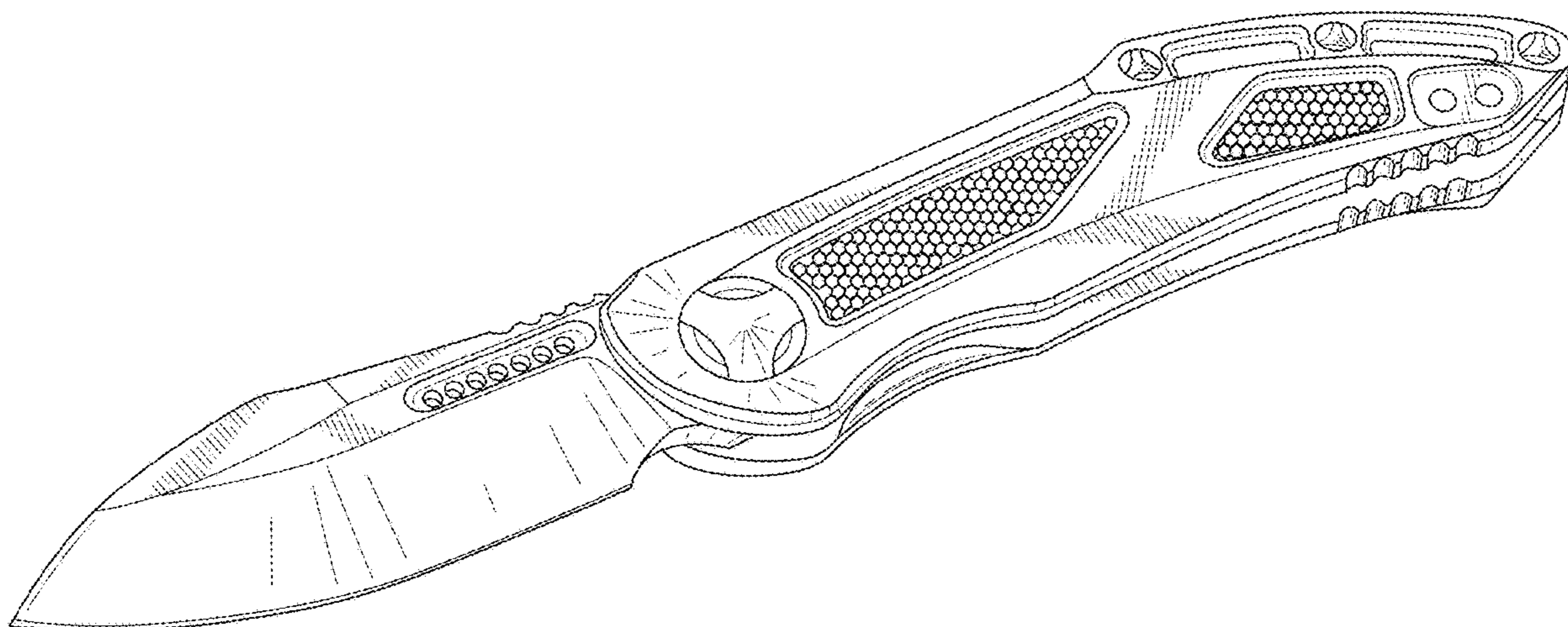
(57) **CLAIM**

The ornamental design for a pocket knife, as shown and described.

DESCRIPTION

FIG. 1 is a front perspective view of the pocket knife;
FIG. 2 is a right side view of the pocket knife;
FIG. 3 is a left side view of the pocket knife;
FIG. 4 is a top view of the pocket knife;
FIG. 5 is a bottom view of the pocket knife;
FIG. 6 is a front view of the pocket knife; and,
FIG. 7 is a rear view of the pocket knife.

1 Claim, 4 Drawing Sheets



(56)

References Cited

U.S. PATENT DOCUMENTS

D613,574	S	*	4/2010	Pohl	D8/99
D613,754	S		4/2010	Barcheck		
D614,933	S		5/2010	Freeman		
7,797,838	B2		9/2010	Chu		
D636,051	S		4/2011	Freeman		
7,979,990	B2		7/2011	Hawk et al.		
8,028,419	B2		10/2011	VanHoy		
D677,551	S		3/2013	Pelton		
D697,780	S		1/2014	Pelton		
8,671,578	B1		3/2014	Frazer		
D706,107	S		6/2014	Pelton		
D737,110	S		8/2015	Schuft		
D743,769	S		11/2015	Glesser		
D753,459	S		4/2016	Glesser		
D765,217	S		8/2016	Tom		
D768,456	S		10/2016	Cheng		
D768,458	S		10/2016	Mingyi		
D769,694	S		10/2016	Mingyi		
9,573,282	B1		2/2017	Sheahan		
D806,498	S	*	1/2018	Bloch	D8/99
D808,494	S	*	1/2018	Marfione	D22/118
D811,191	S	*	2/2018	Berenji	D8/99
D856,775	S	*	8/2019	Marfione	D8/99
D863,929	S	*	10/2019	Chalfant	D8/99
2005/0044717	A1		3/2005	Nishihara		
2005/0252010	A1		11/2005	Freeman		
2006/0143929	A1		7/2006	Lake		
2007/0204468	A1		9/2007	Cheng		
2012/0180320	A1		7/2012	Lo		
2012/0304470	A1		12/2012	Freeman		
2015/0367520	A1		12/2015	MacNair		

* cited by examiner

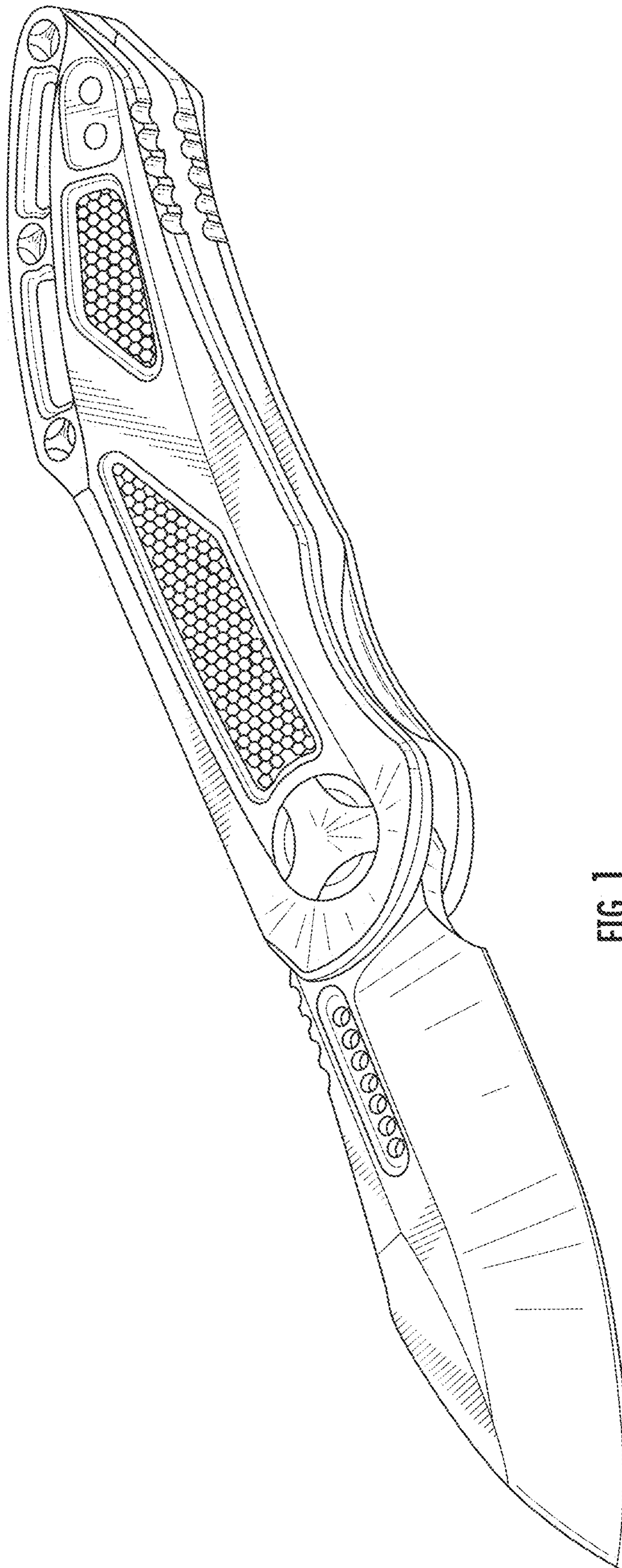


FIG. 1

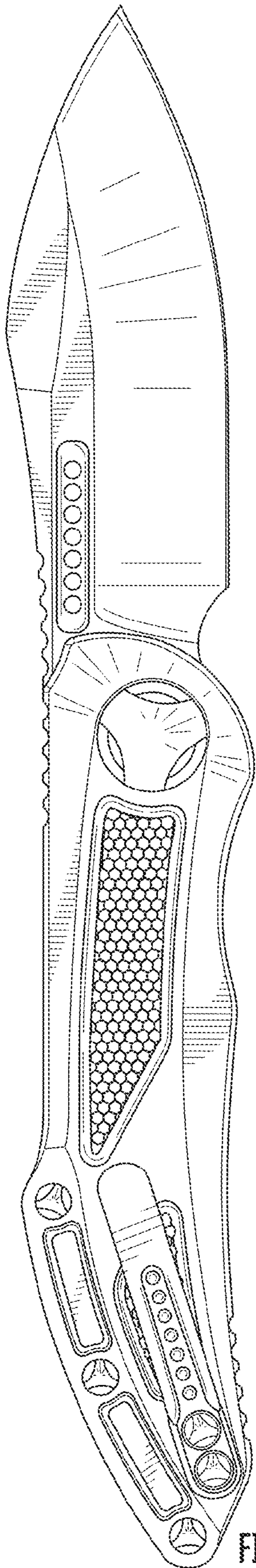


FIG. 2

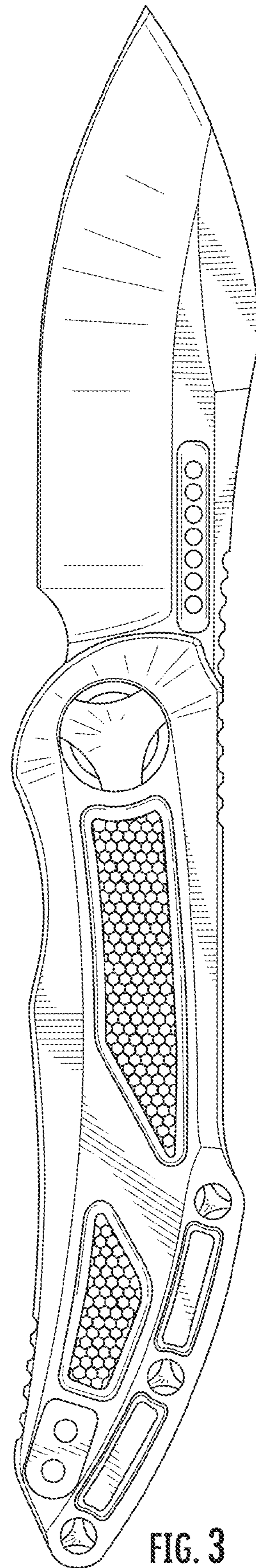


FIG. 3

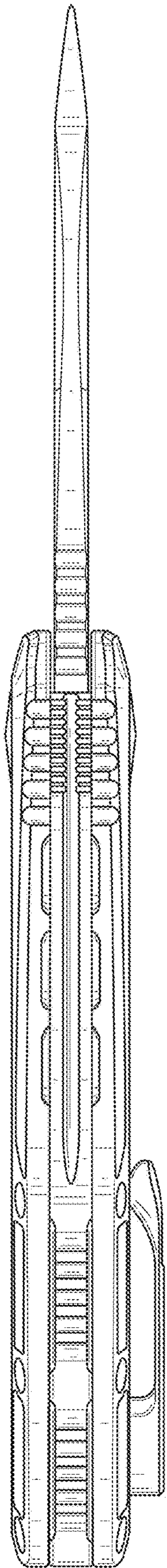


FIG. 4

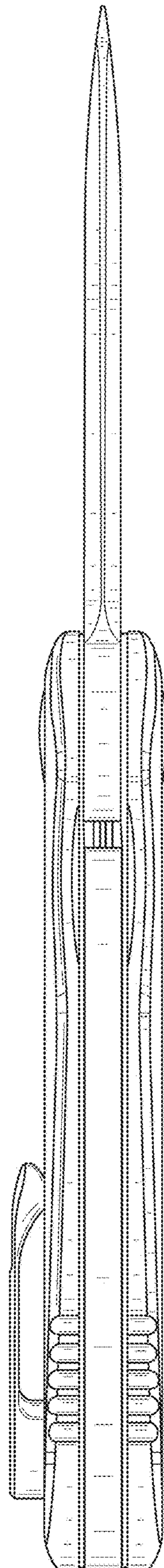


FIG. 5

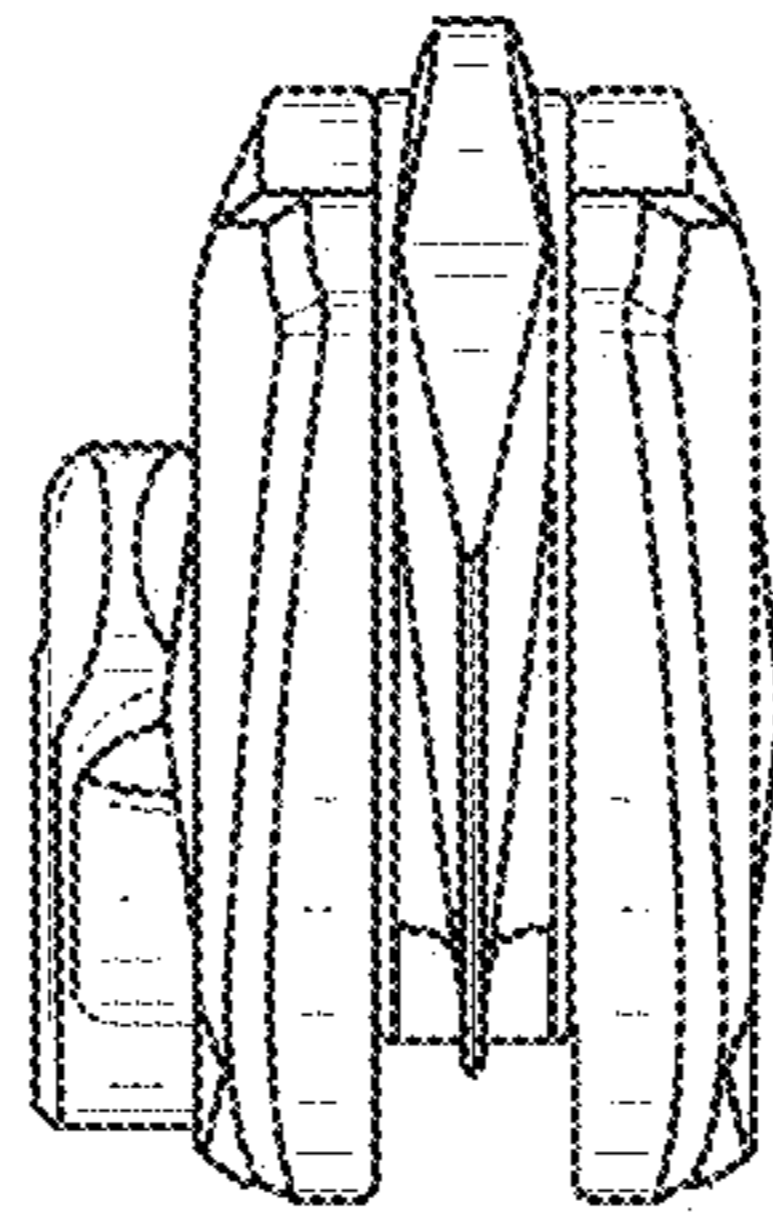


FIG. 6

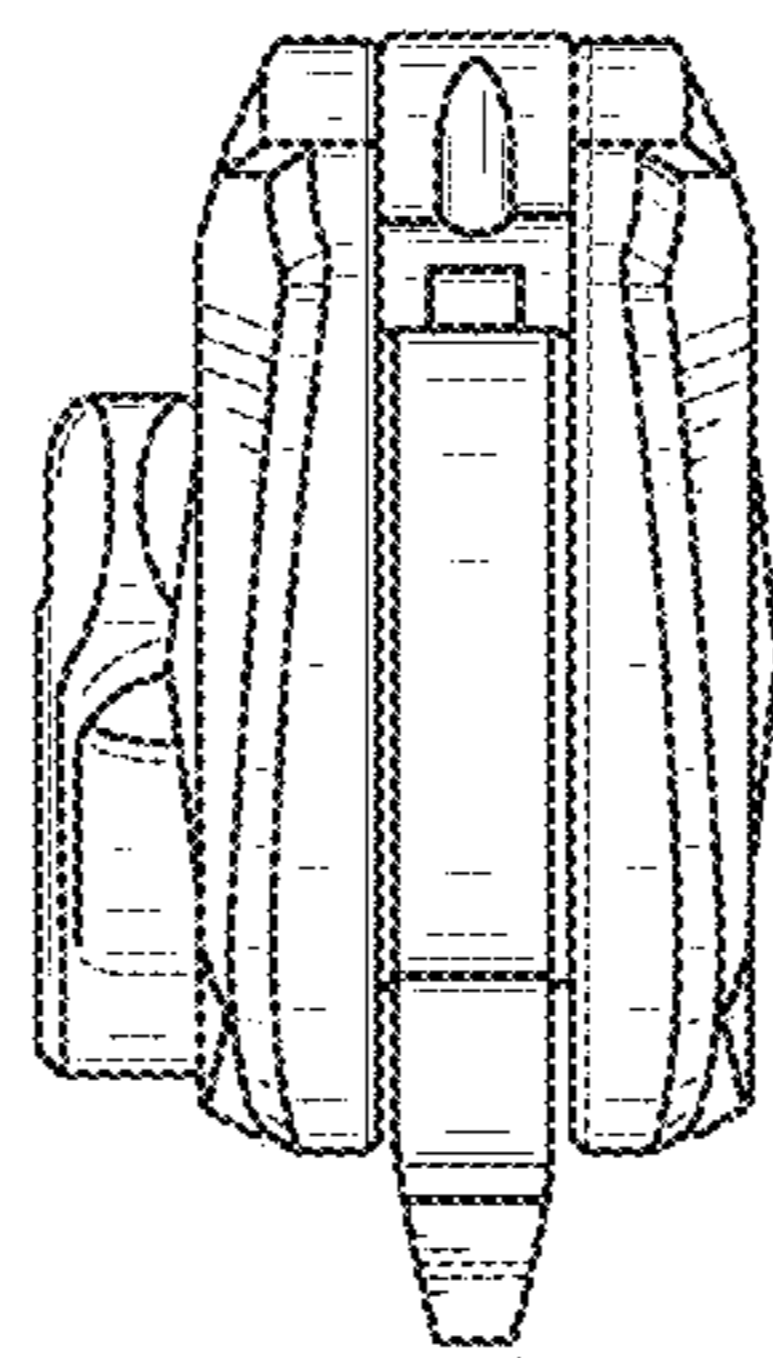


FIG. 7