



US00D898528S

(12) **United States Design Patent** (10) **Patent No.:** **US D898,528 S**
Repko (45) **Date of Patent:** **** Oct. 13, 2020**

(54) **DRAWER ORGANIZER**

- (71) Applicant: **Veyes LLC**, Indianapolis, IN (US)
- (72) Inventor: **Mark Allen Repko**, Indianapolis, IN (US)
- (73) Assignee: **Veyes LLC**, Indianapolis, IN (US)
- (**) Term: **15 Years**
- (21) Appl. No.: **29/666,148**
- (22) Filed: **Oct. 10, 2018**
- (51) **LOC (12) Cl.** **07-07**
- (52) **U.S. Cl.**
USPC **D7/637**
- (58) **Field of Classification Search**
USPC D3/306; D6/566-574; D7/631,
D7/637-641; 211/41.4, 70.7, 85.31,
211/90.03, 106, 126.8, 126.9, 133.2,
211/133.5; 220/485-488, 491; 248/37.3,
248/37.6, 153, 175
CPC . A47B 88/00; A47B 88/20; A47F 7/00; A47F
7/14; A47G 21/00; A47G 21/16; B65D
1/34; B65D 1/36; B65D 21/046; B65D
21/048; G09F 1/14
See application file for complete search history.

(56) **References Cited**

U.S. PATENT DOCUMENTS

D353,078 S *	12/1994	Davis	D7/637
D397,274 S *	8/1998	Hise	D7/637
D447,371 S *	9/2001	Quinn	D3/313
6,467,622 B1 *	10/2002	Hull	B65D 1/36 206/553
D494,024 S *	8/2004	Welch	D7/637
D660,085 S *	5/2012	Boone	D7/553.2
8,689,979 B2 *	4/2014	Rowe	A47G 21/14 206/553
D746,643 S *	1/2016	Kraemer	D7/637

OTHER PUBLICATIONS

U.S. Appl. No. 29/629,472, filed Dec. 13, 2017, titled Drawer Organizer, 14 pp.
* cited by examiner
Primary Examiner — Derrick E Holland
Assistant Examiner — Janice Patyk
(74) *Attorney, Agent, or Firm* — Faegre Drinker Biddle & Reath LLP

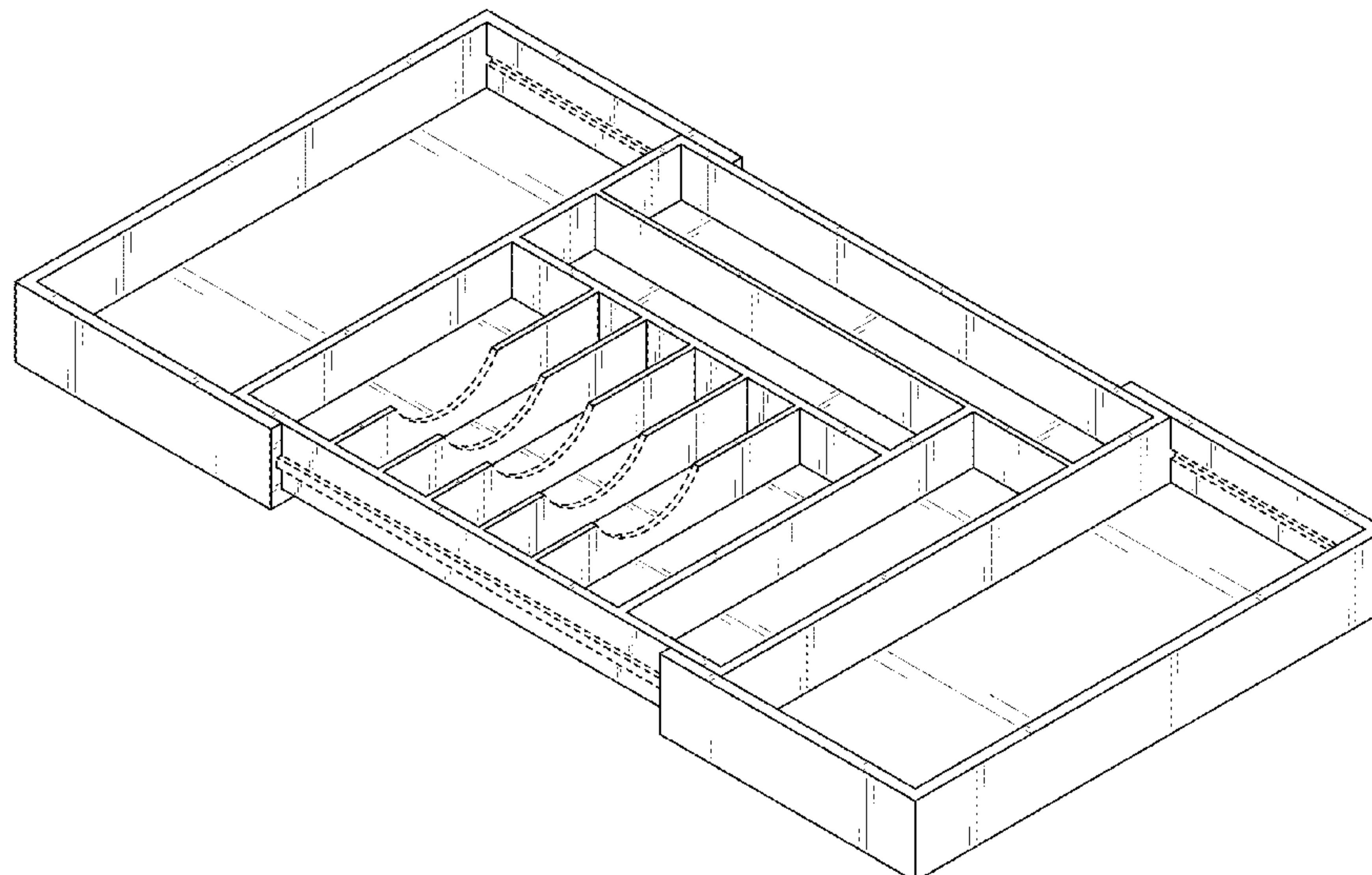
(57) **CLAIM**

The ornamental design for a drawer organizer, as shown and described.

DESCRIPTION

FIG. 1 is a top perspective view of a drawer organizer, showing my new design;
FIG. 2 is a top view thereof;
FIG. 3 is a bottom view thereof;
FIG. 4 is a front view thereof;
FIG. 5 is a rear view thereof;
FIG. 6 is a left side view thereof;
FIG. 7 is a right side view thereof;
FIG. 8 is a top perspective view thereof, shown in a closed condition;
FIG. 9 is a top view thereof, shown in the closed condition;
FIG. 10 is a bottom view thereof, shown in the closed condition;
FIG. 11 is a front view thereof, shown in the closed condition;
FIG. 12 is a rear view thereof, shown in the closed condition;
FIG. 13 is a left side view thereof, shown in the closed condition; and,
FIG. 14 is a right side view thereof, shown in the closed condition.
The broken lines in the drawings illustrate portions of the drawer organizer that form no part of the claimed design.

1 Claim, 10 Drawing Sheets






FIG. 1

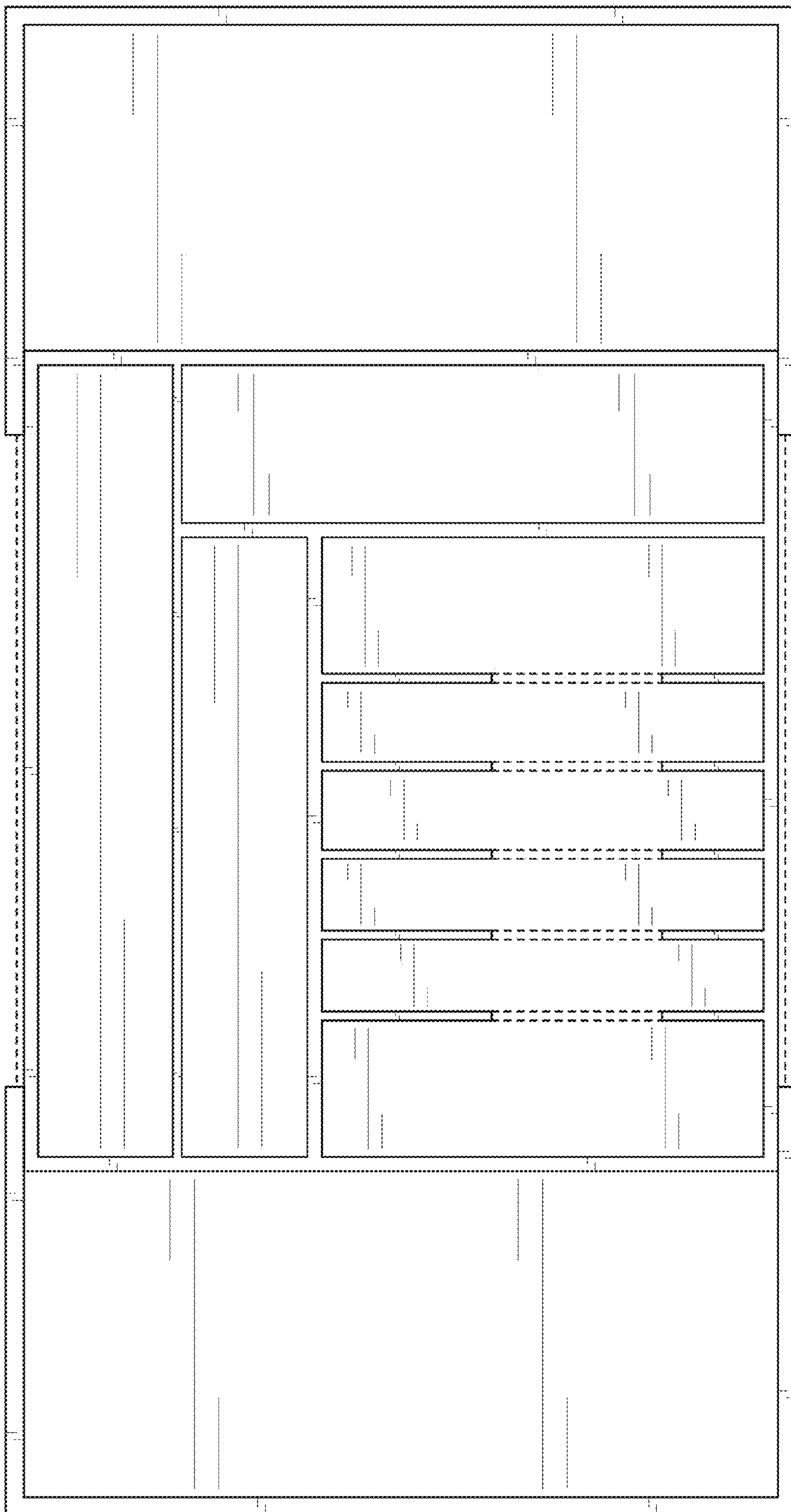


FIG. 2




FIG. 3

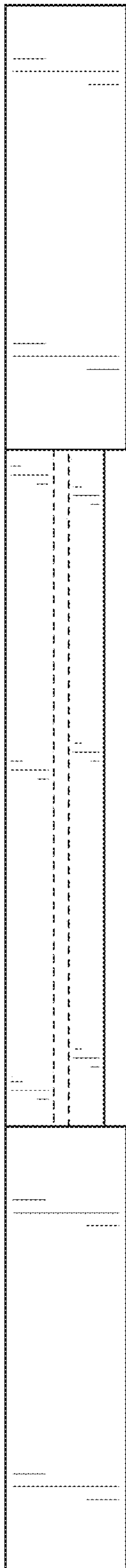


FIG. 4

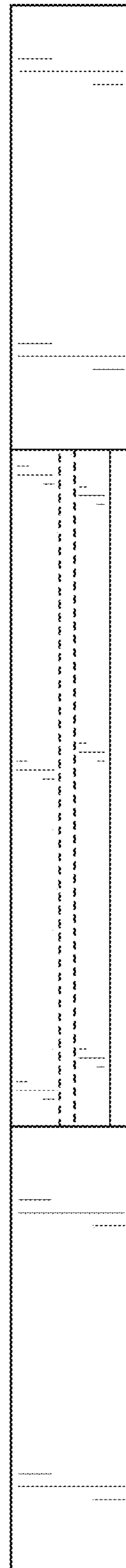


FIG. 5

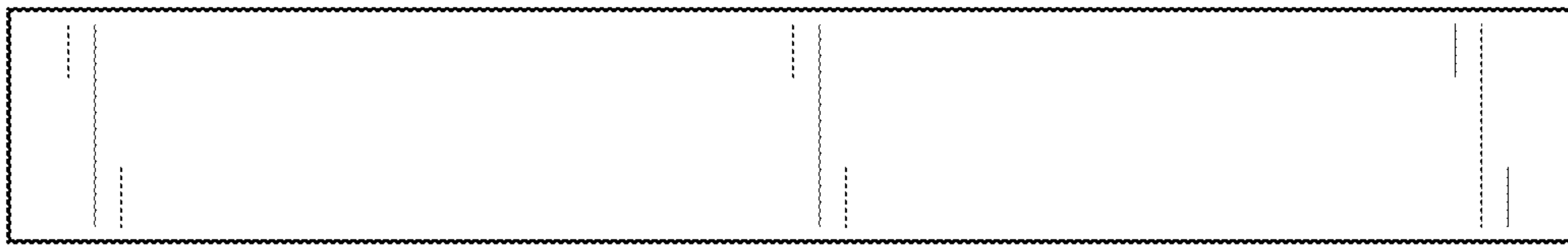


FIG. 7

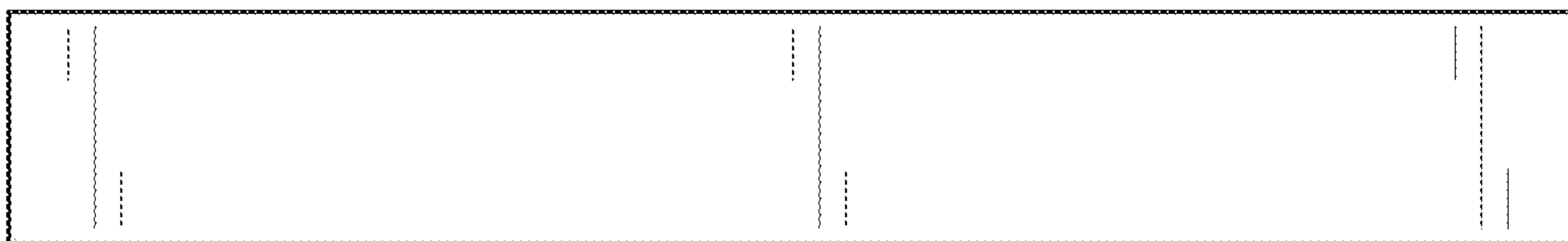


FIG. 6

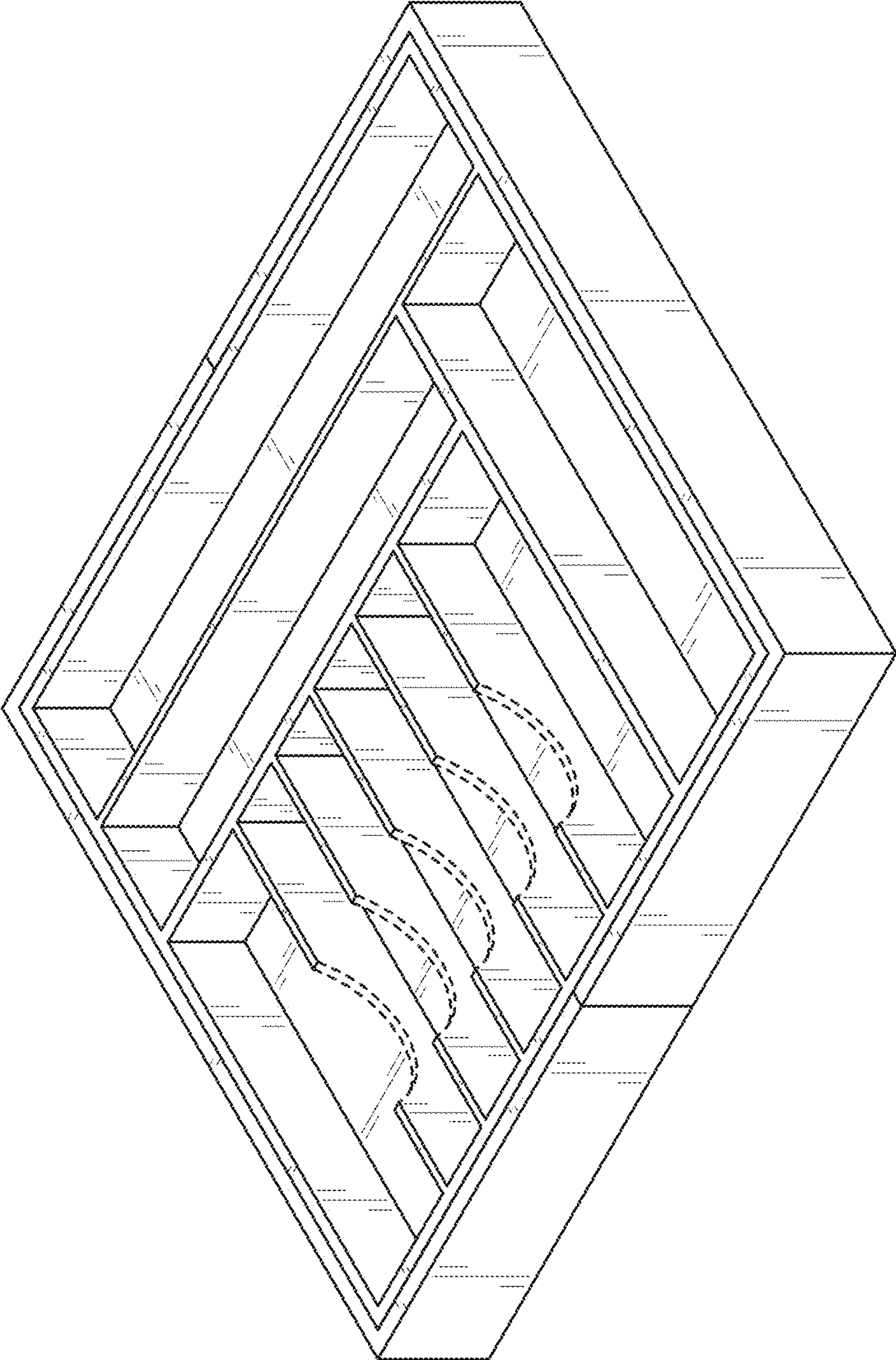


FIG. 8

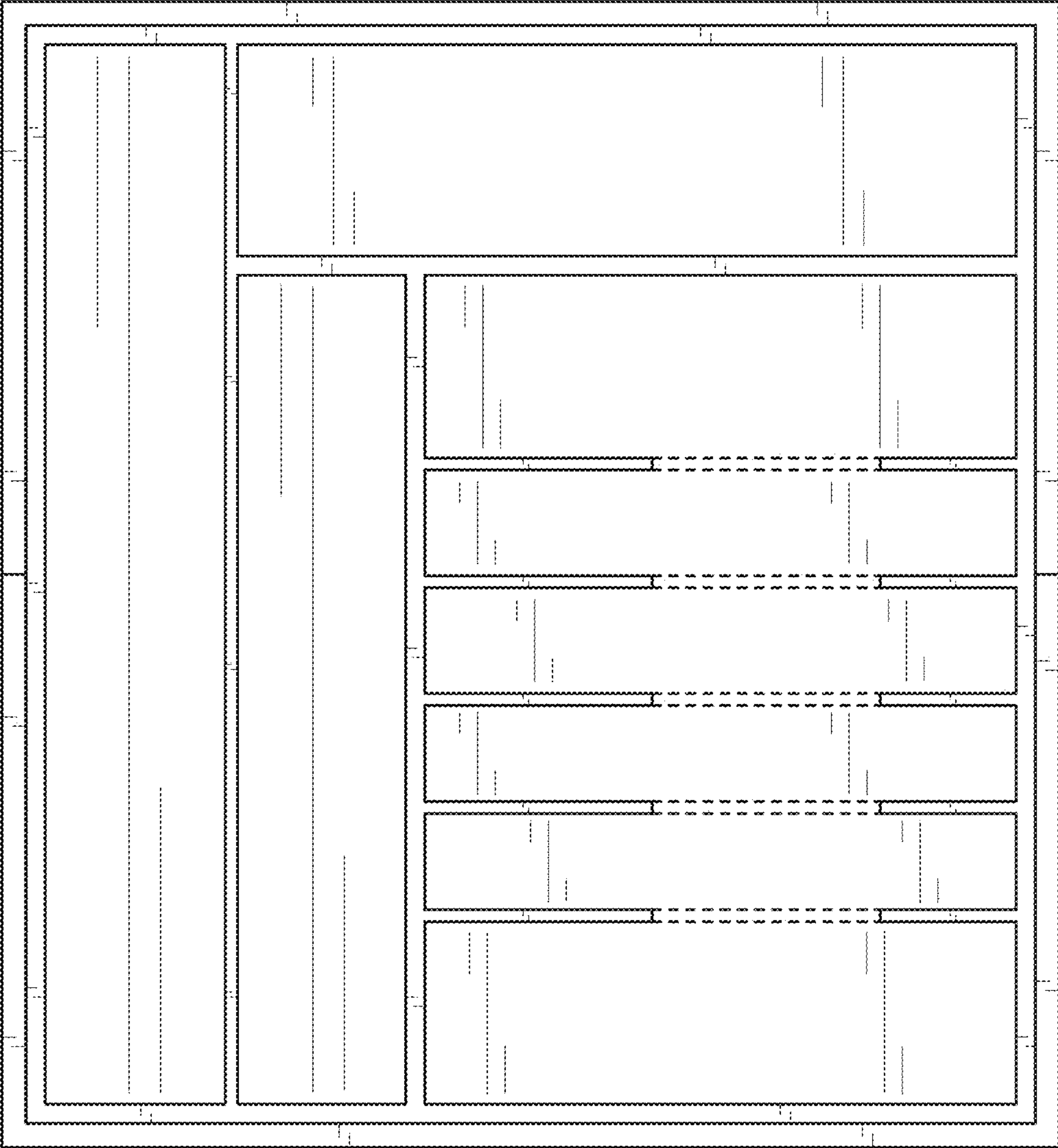


FIG. 9




FIG. 10




FIG. 11




FIG. 12

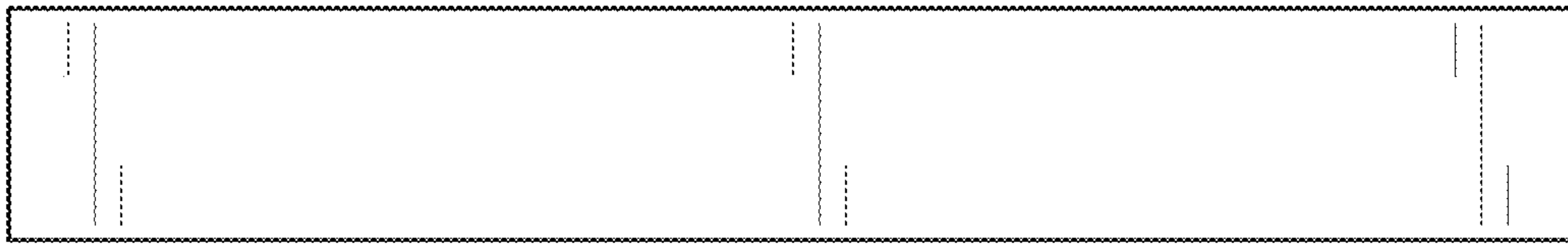


FIG. 14

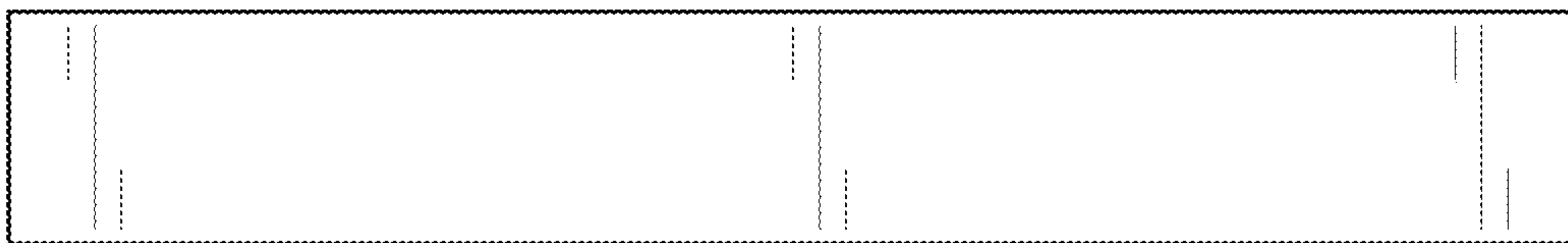


FIG. 13