



US00D898520S

(12) **United States Design Patent** (10) **Patent No.:** **US D898,520 S**  
**Katopis** (45) **Date of Patent:** **\*\* Oct. 13, 2020**

(54) **BEVERAGE CUP WITH DIMPLE ZARF**  
(71) Applicant: **Chris J. Katopis**, Washington, DC (US)  
(72) Inventor: **Chris J. Katopis**, Washington, DC (US)  
(\*\*) Term: **15 Years**  
(21) Appl. No.: **29/693,327**  
(22) Filed: **May 31, 2019**  
(51) **LOC (12) Cl.** ..... **07-01**  
(52) **U.S. Cl.**  
USPC ..... **D7/523; D7/624.2; D7/529**  
(58) **Field of Classification Search**  
USPC ..... D7/507, 509, 510, 511, 532, 523, 300.1, D7/300.2, 512, 529, 530, 531, 533, 536, D7/624.1, 624.2, 396.4; D3/202, 303; D99/25; D9/567, 434, 568, 519  
CPC ..... A47G 19/22; A47G 19/2277; A47G 19/2205; A47G 19/2222; A47G 19/2211; A47J 41/0077; A45F 3/20; A45F 2003/205  
See application file for complete search history.

D360,806 S 8/1995 Morris et al.  
D362,156 S \* 9/1995 Goto ..... D7/510  
D371,936 S \* 7/1996 Goto ..... D7/509  
D387,817 S 12/1997 Noyes  
5,810,195 A \* 9/1998 Sim ..... B65D 43/0218  
220/674  
D402,505 S 12/1998 Jarvis  
6,026,982 A 2/2000 Caruthers  
D422,179 S \* 4/2000 Stephenson ..... D7/510  
D434,272 S \* 11/2000 Johansen ..... D7/396.2  
D434,273 S \* 11/2000 Johansen ..... D7/396.2  
6,311,861 B1 \* 11/2001 Policappelli ..... B65D 1/16  
220/669  
6,354,458 B1 \* 3/2002 Policappelli ..... B65D 1/16  
220/669  
D461,368 S \* 8/2002 Durand ..... D7/509  
D498,382 S \* 11/2004 Davis ..... D7/300.1  
D513,931 S \* 1/2006 Liu ..... D7/511  
D514,894 S 2/2006 Martinez  
D518,333 S \* 4/2006 Gluck ..... D7/523

(Continued)

**OTHER PUBLICATIONS**

[https://www.4imprint.com/product/111150?gclid=CjwKCAjwL2BRA\\_EiwAacX32RDRx\\_xxmWkv2KoV7OPDQrD5HGK60GU6qL1e2Q8kubOuYisXK0E76hoCLEoQAvD\\_BwE&gfeed=1&mkid=1pla622020&s\\_kwcid=AL!4167!3!281106867729!!!g!!&ef\\_id=CjwKCAjwL2BRA\\_EiwAacX32RDRx\\_xxmWkv2KoV7OPDQrD5HGK60GU6qL1e2Q8kubOuYisXK0E76hoCLEoQAvD\\_BwE:G:s \(Year: 2011\).\\*](https://www.4imprint.com/product/111150?gclid=CjwKCAjwL2BRA_EiwAacX32RDRx_xxmWkv2KoV7OPDQrD5HGK60GU6qL1e2Q8kubOuYisXK0E76hoCLEoQAvD_BwE&gfeed=1&mkid=1pla622020&s_kwcid=AL!4167!3!281106867729!!!g!!&ef_id=CjwKCAjwL2BRA_EiwAacX32RDRx_xxmWkv2KoV7OPDQrD5HGK60GU6qL1e2Q8kubOuYisXK0E76hoCLEoQAvD_BwE:G:s (Year: 2011).*)

*Primary Examiner* — Jae Liang

(56) **References Cited**

**U.S. PATENT DOCUMENTS**

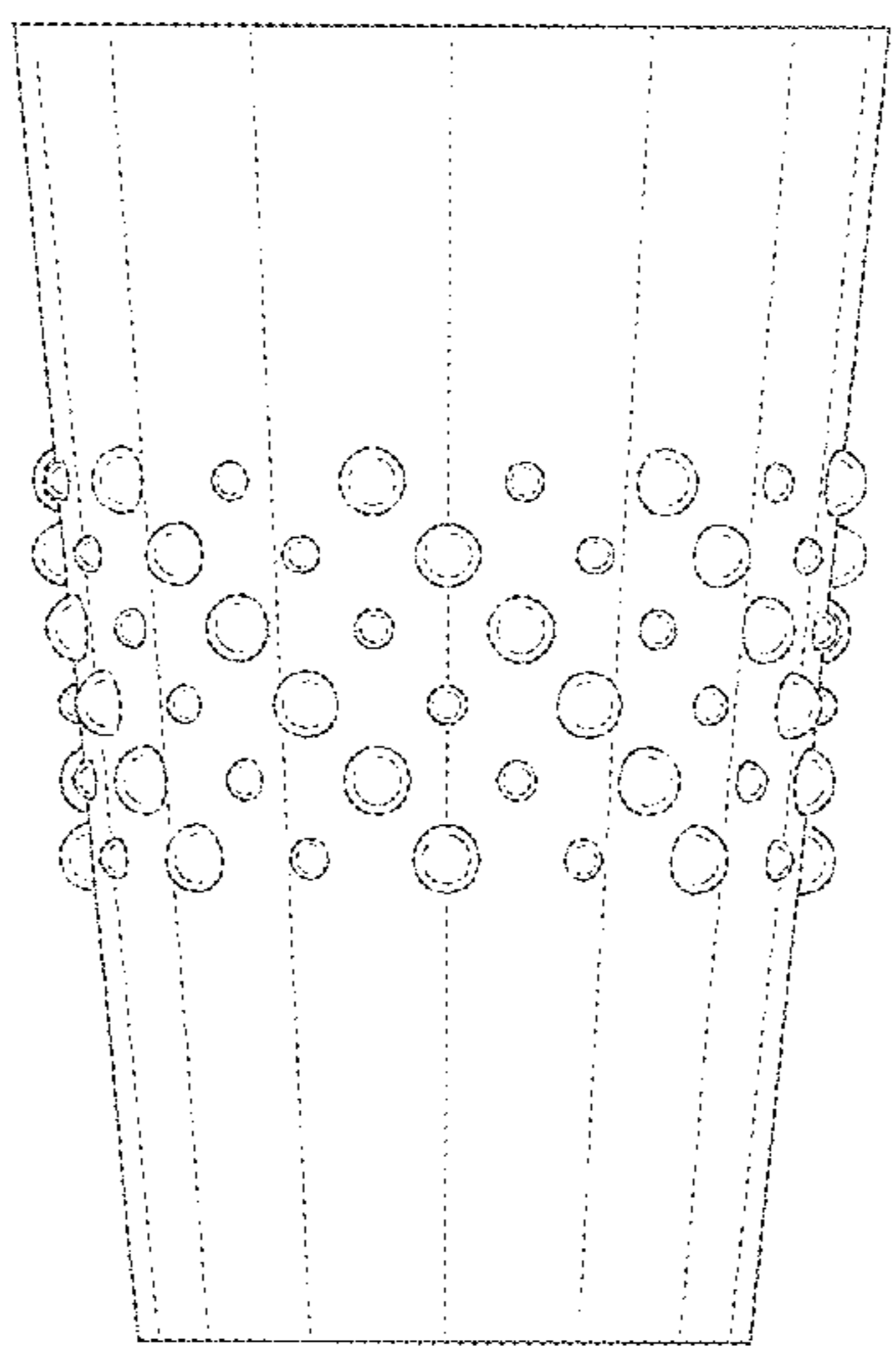
343,133 A \* 6/1886 Leighton, Jr. .... C04B 41/009  
428/34.4  
D64,326 S \* 3/1924 Smyth ..... D7/523  
D78,014 S \* 3/1929 Dunbar ..... D7/523  
D80,330 S \* 1/1930 Mosser ..... D7/523  
D119,862 S \* 4/1940 Lundy ..... D7/523  
2,563,352 A \* 8/1951 Morse ..... B65D 81/3869  
206/515  
3,123,273 A 3/1964 Miller  
D206,889 S \* 2/1967 Benes ..... D7/523  
D216,096 S \* 11/1969 Lawton ..... D9/501  
D230,187 S \* 1/1974 Schultz ..... D26/11  
D297,089 S \* 8/1988 West ..... D7/523  
2,817,549 A 11/1992 Egger  
D332,373 S \* 1/1993 Kahl ..... D7/300.1

(57) **CLAIM**  
The ornamental design for a beverage cup with dimple zarf, as shown and described.

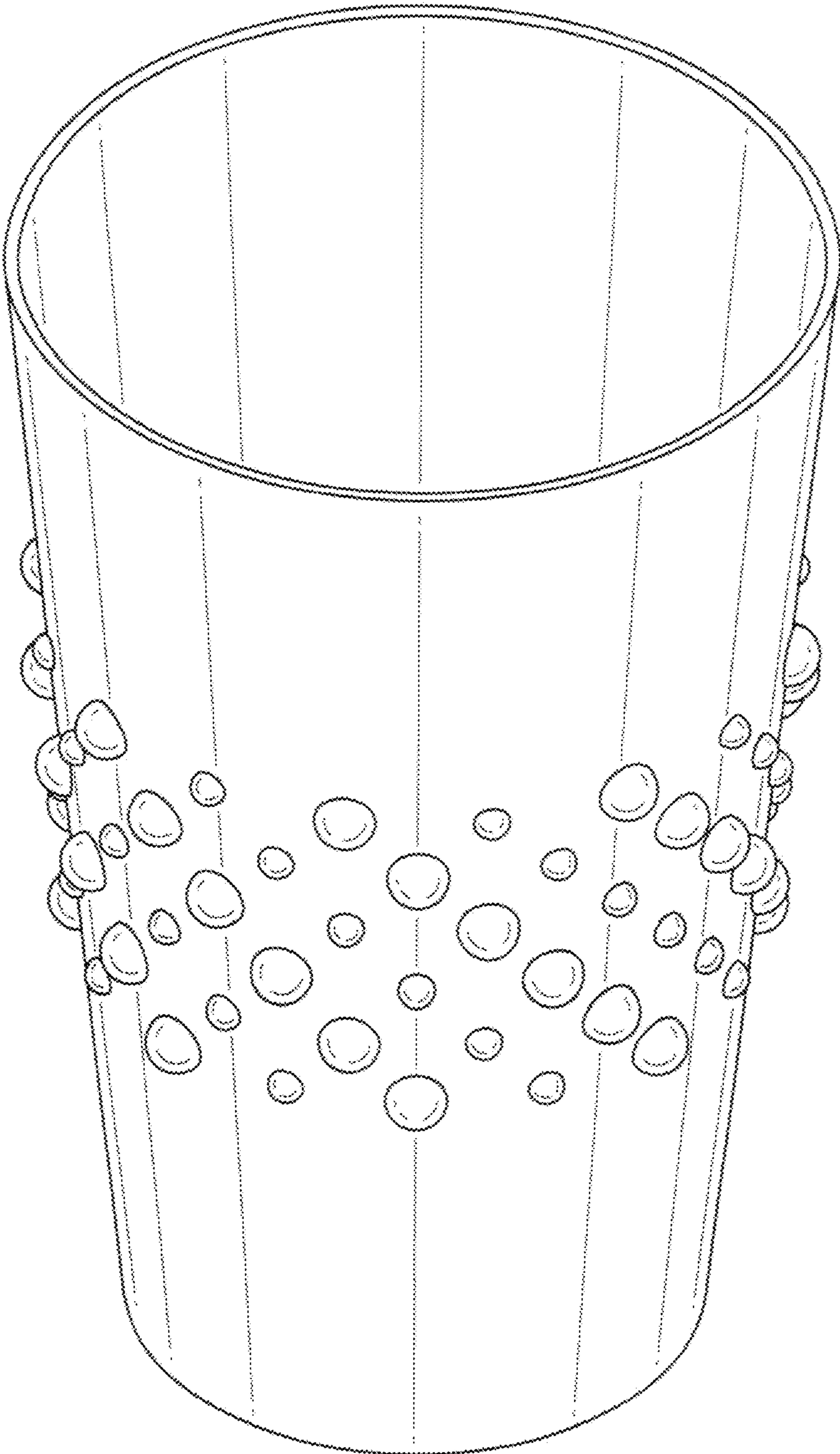
**DESCRIPTION**

FIG. 1 is a front elevated perspective view of a beverage cup with dimple zarf, showing the new design;  
FIG. 2 is a side view thereof, all sides being identical;  
FIG. 3 is a top view thereof; and,  
FIG. 4 is a bottom view thereof.

**1 Claim, 4 Drawing Sheets**

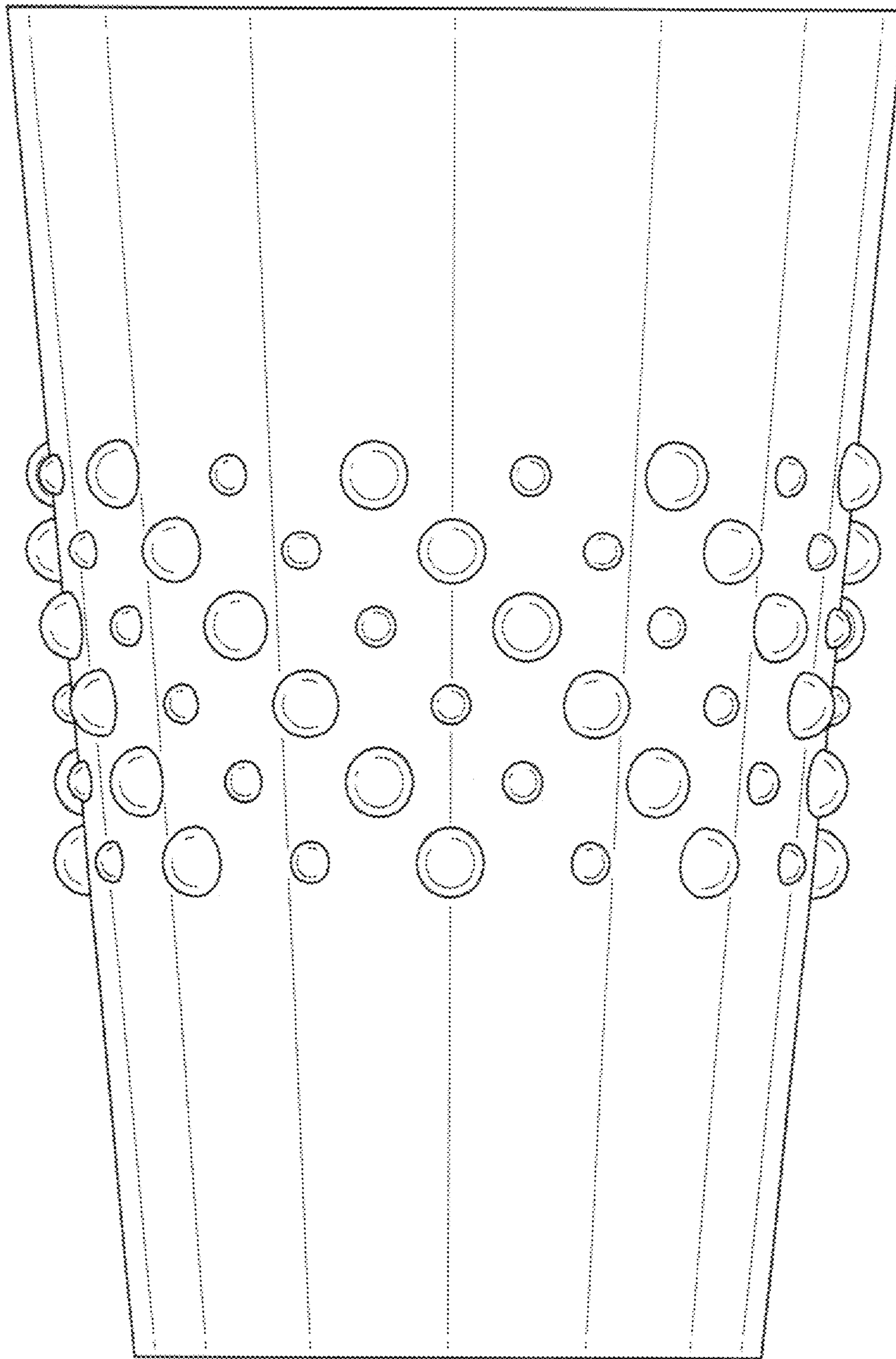




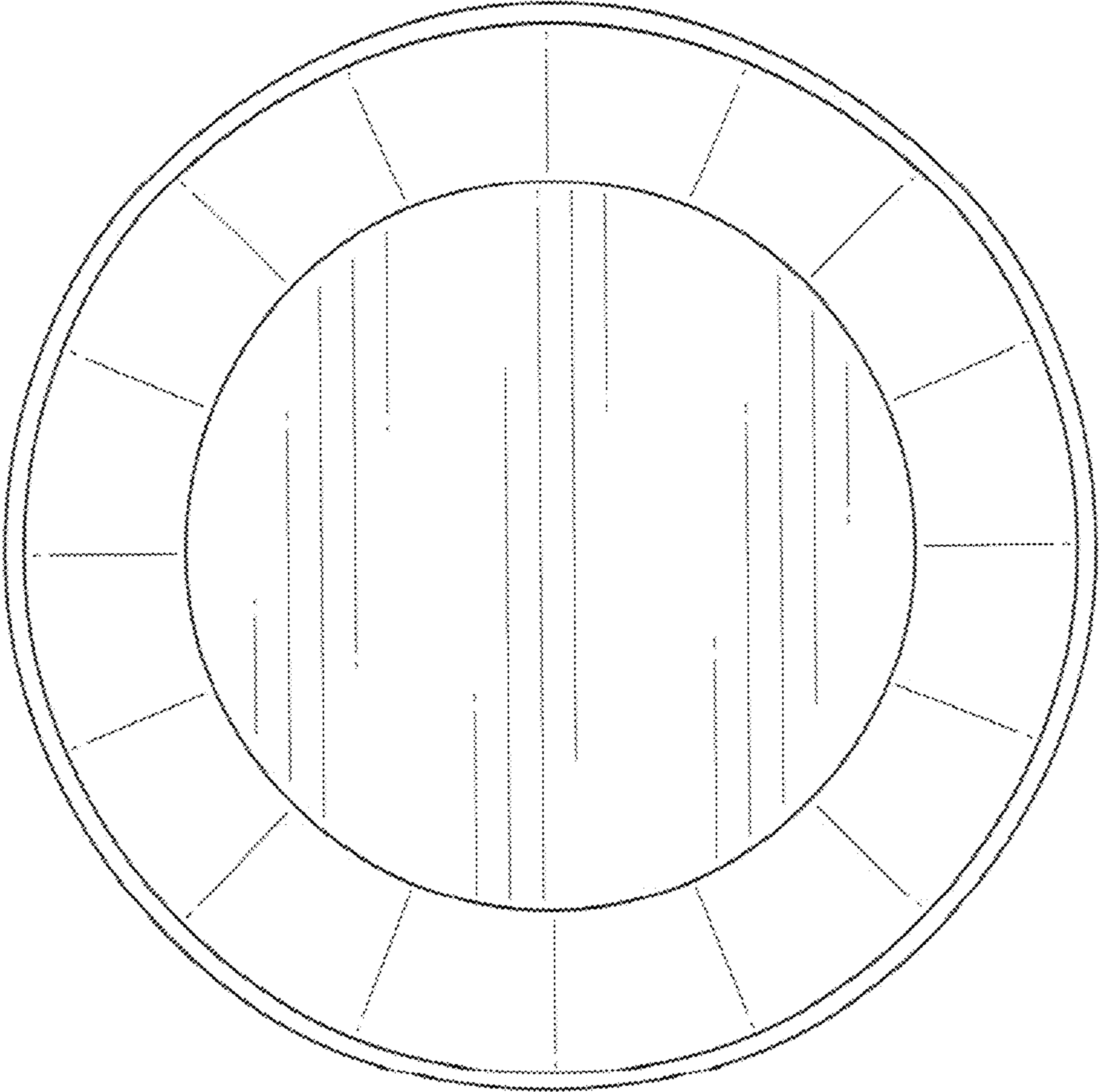


**FIG. 1**

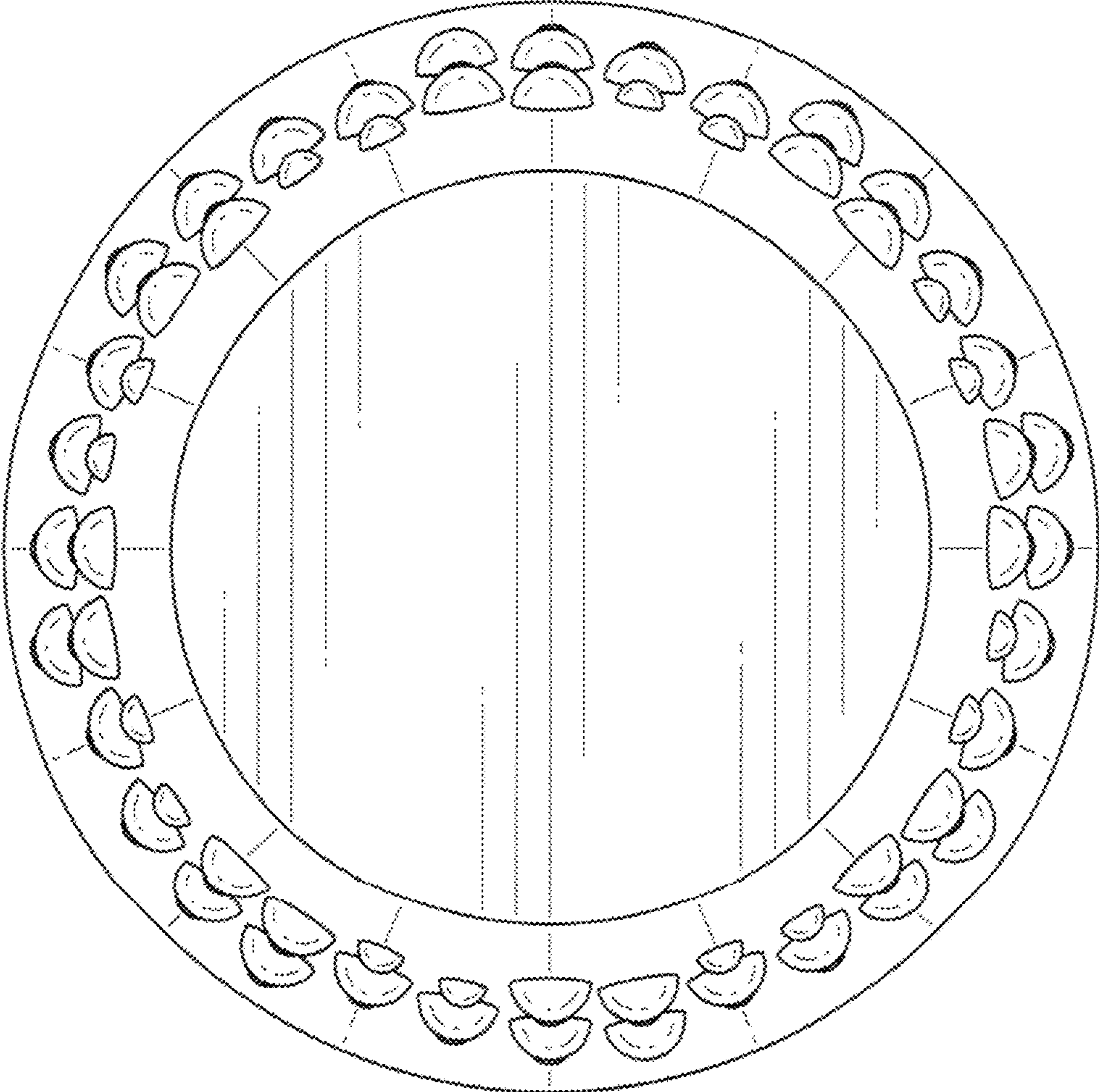




**FIG. 2**



**FIG. 3**



**FIG. 4**