



US00D898514S

(12) **United States Design Patent**
Shane-Schuldt

(10) **Patent No.:** **US D898,514 S**
(45) **Date of Patent:** **** Oct. 13, 2020**

(54) **FLATWARE HANDLE**

(71) Applicant: **ONEIDA CONSUMER, LLC,**
Columbus, OH (US)

(72) Inventor: **Diane Shane-Schuldt,** Sherrill, NY
(US)

(73) Assignee: **ONEIDA CONSUMER, LLC,**
Columbus, OH (US)

(**) Term: **15 Years**

(21) Appl. No.: **29/686,078**

(22) Filed: **Apr. 2, 2019**

(51) **LOC (12) Cl.** **07-03**

(52) **U.S. Cl.**
USPC **D7/401.2; D7/642; D7/645; D7/653**

(58) **Field of Classification Search**
USPC D7/368, 401.2, 642-645, 653-664, 669,
D7/675-677, 683, 688-689, 691;
D8/107, 300-301; D22/117-118

CPC ... A01D 9/02; A01D 9/04; A01D 9/06; A47G
21/00; A47G 21/004; A47G 21/005;
A47G 21/02; A47G 21/023; A47G 21/04;
A47G 21/06; A47G 21/08; A47J 43/28;
A47J 43/281; A47J 43/282; A61F 13/10;
A61J 7/0023; B25G 1/00; B25G 1/01;
B25G 1/02; B25G 3/00; B65D 75/56;
B65D 75/563; B65D 75/566; B67B 7/00;
B67B 7/724; B67B 7/73

See application file for complete search history.

(56) **References Cited**

U.S. PATENT DOCUMENTS

D66,144 S * 12/1924 Pick D7/662
D211,129 S * 5/1968 Perry D7/662

D212,126 S * 8/1968 Conland D7/662
D220,976 S * 6/1971 Conland D7/662
D249,114 S * 8/1978 Knope D7/662
D332,376 S * 1/1993 Perry D7/642
D400,063 S * 10/1998 Shane-Schuldt D7/662
D416,451 S * 11/1999 Thompson D7/662
D454,762 S * 3/2002 Richmond D7/653
D544,316 S * 6/2007 Shane-Schuldt D7/653
D593,377 S * 6/2009 Ito D7/653
D602,312 S * 10/2009 Footman D7/645
D621,653 S * 8/2010 Mandel D7/401.2

* cited by examiner

Primary Examiner — Ricky Pham

(74) *Attorney, Agent, or Firm* — Tucker Ellis LLP; Carlos
Garritano

(57) **CLAIM**

The ornamental design for a flatware handle, as shown and
described.

DESCRIPTION

FIG. 1 is a front view of a flatware handle showing my new
design;

FIG. 2 is a right side view of the flatware handle illustrated
in FIG. 1, where the left side view is a mirror image thereof;
FIG. 3 is a rear view of the flatware handle illustrated in FIG.
1;

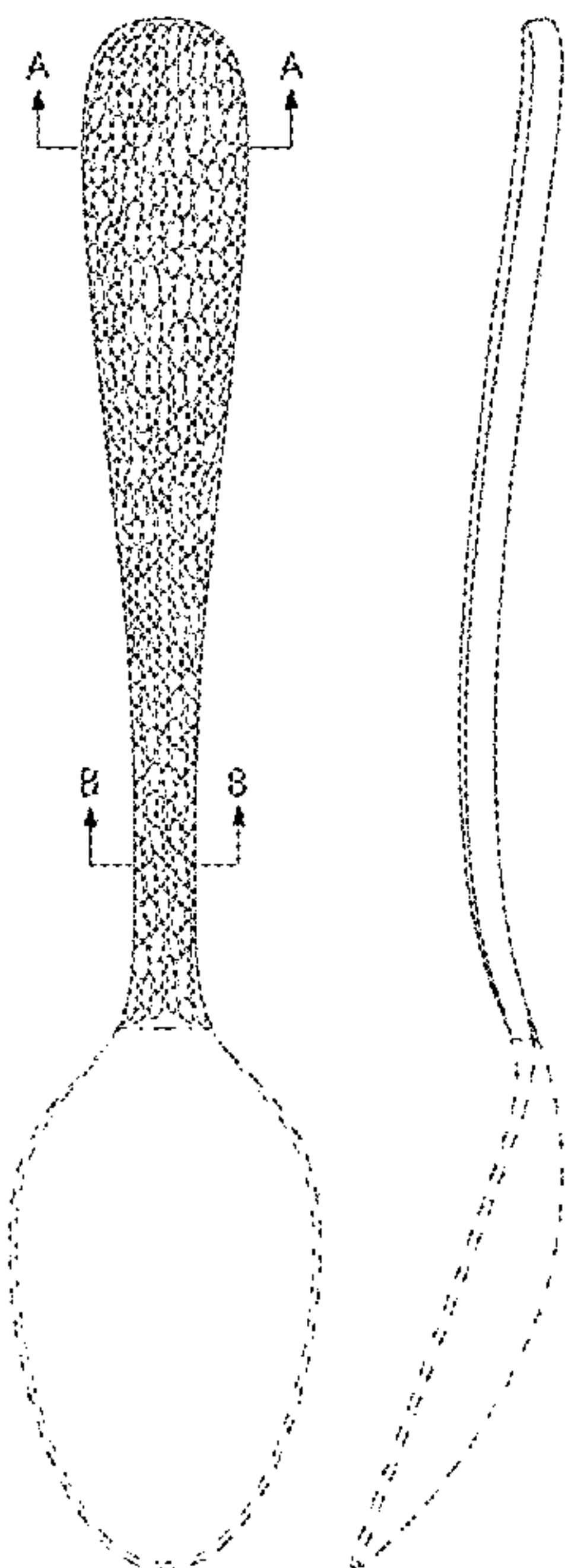
FIG. 4 is a cross-sectional view of the flatware handle taken
about line A-A illustrated in FIG. 1; and,

FIG. 5 is a cross-sectional view of the flatware handle taken
about line B-B illustrated in FIG. 1.

The broken lines in the drawings illustrate the portions of the
bottle that form no part of the claimed design.

The dash-dot-dash broken lines in the drawings depict the
boundaries of the claimed design.

1 Claim, 2 Drawing Sheets



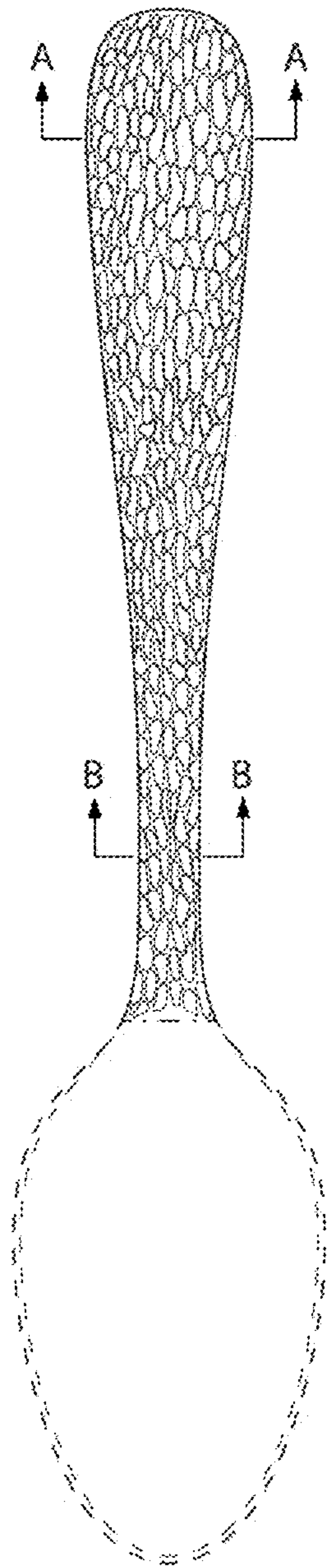


FIG. 1




FIG. 2

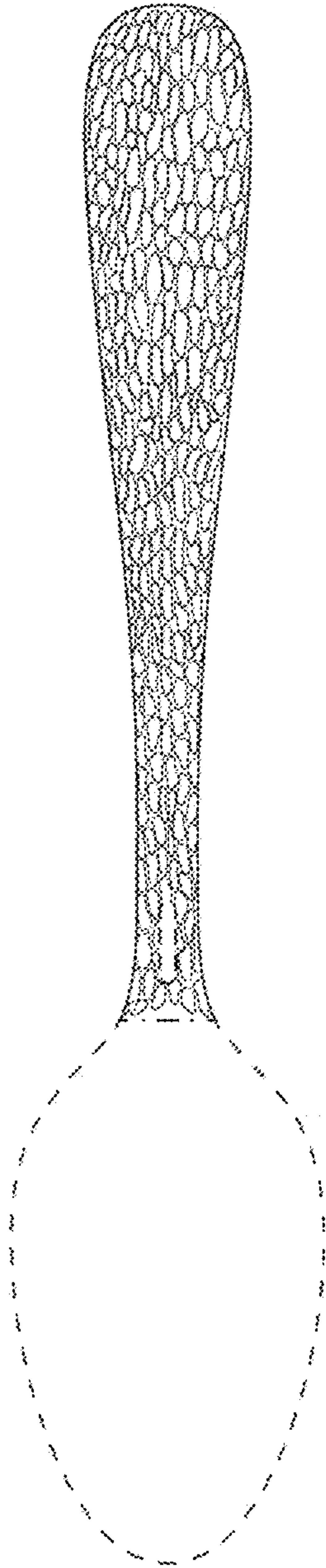


FIG. 3

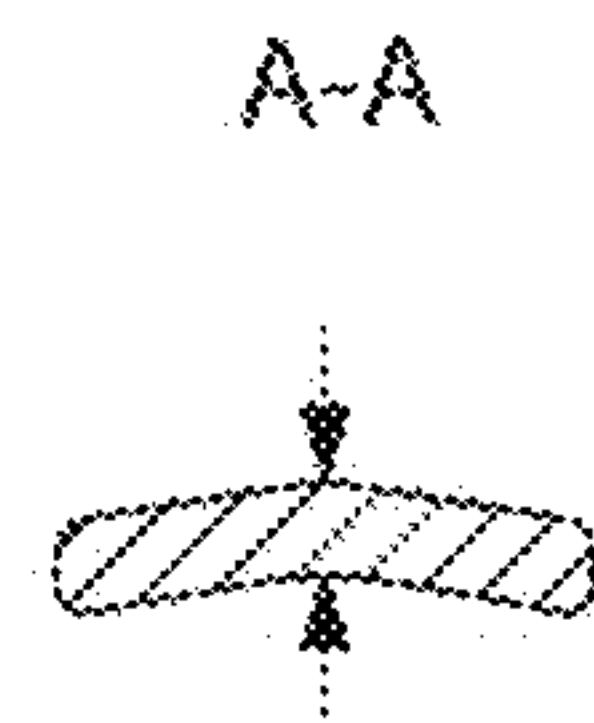


FIG. 4

B-B



FIG. 5