



US00D898513S

(12) **United States Design Patent**  
**Shane-Schuldt**

(10) **Patent No.:** **US D898,513 S**

(45) **Date of Patent:** **\*\* Oct. 13, 2020**

(54) **FLATWARE HANDLE**

(71) Applicant: **ONEIDA CONSUMER, LLC,**  
Columbus, OH (US)

(72) Inventor: **Diane Shane-Schuldt,** Sherrill, NY  
(US)

(73) Assignee: **ONEIDA CONSUMER, LLC,**  
Columbus, OH (US)

(\*\*) Term: **15 Years**

(21) Appl. No.: **29/686,076**

(22) Filed: **Apr. 2, 2019**

(51) **LOC (12) Cl.** ..... **07-03**

(52) **U.S. Cl.**  
USPC ..... **D7/401.2; D7/642; D7/645; D7/653**

(58) **Field of Classification Search**  
USPC ..... D7/368, 401.2, 642-645, 653-664, 669,  
D7/675-677, 683, 688-689, 691;  
D8/107, 300-301; D22/117-118

CPC ... A01D 9/02; A01D 9/04; A01D 9/06; A47G  
21/00; A47G 21/004; A47G 21/005;  
A47G 21/02; A47G 21/023; A47G 21/04;  
A47G 21/06; A47G 21/08; A47J 43/28;  
A47J 43/281; A47J 43/282; A61F 13/10;  
A61J 7/0023; B25G 1/00; B25G 1/01;  
B25G 1/02; B25G 3/00; B65D 75/56;  
B65D 75/563; B65D 75/566; B67B 7/00;  
B67B 7/724; B67B 7/73

See application file for complete search history.

(56) **References Cited**

**U.S. PATENT DOCUMENTS**

D400,060 S \* 10/1998 Thompson ..... D7/653  
D489,943 S \* 5/2004 Shane-Schuldt ..... D7/653

D511,657 S \* 11/2005 Junko ..... D7/653  
D545,143 S \* 6/2007 Shane-Schuldt ..... D7/653  
D552,936 S \* 10/2007 Shane-Schuldt ..... D7/653  
D557,996 S \* 12/2007 Ito ..... D7/653  
D578,358 S \* 10/2008 Holcomb ..... D7/653  
D593,380 S \* 6/2009 Shane-Schuldt ..... D7/653  
D612,217 S \* 3/2010 Ito ..... D7/653  
D612,676 S \* 3/2010 Holcomb ..... D7/401.2  
D625,556 S \* 10/2010 Ito ..... D7/401.2  
D628,853 S \* 12/2010 Junko ..... D7/401.2  
D656,784 S \* 4/2012 Shane-Schuldt ..... D7/401.2

\* cited by examiner

*Primary Examiner* — Ricky Pham

(74) *Attorney, Agent, or Firm* — Tucker Ellis LLP; Carlos  
Garritano

(57) **CLAIM**

The ornamental design for a flatware handle, as shown and  
described.

**DESCRIPTION**

FIG. 1 is a front view of a flatware handle showing my new  
design;

FIG. 2 is a right side view of the flatware handle illustrated  
in FIG. 1, where the left side view is a mirror image thereof;  
FIG. 3 is a rear view of the flatware handle illustrated in FIG.  
1;

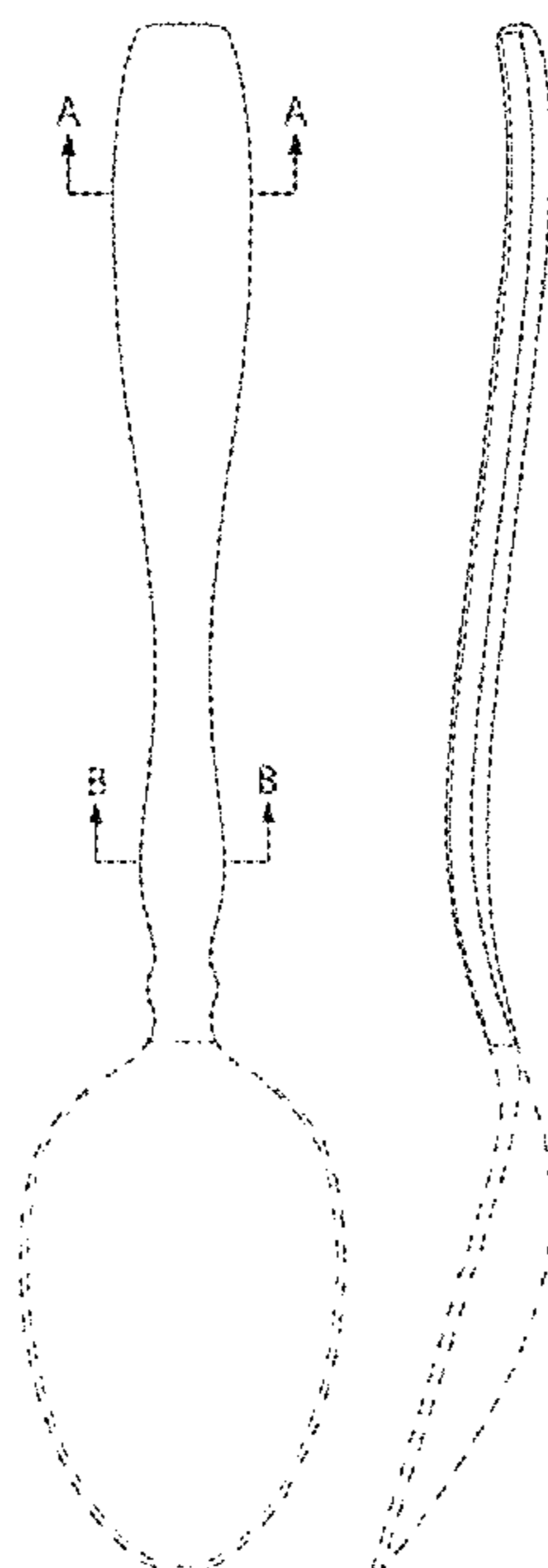
FIG. 4 is a cross-sectional view of the flatware handle taken  
about line A-A illustrated in FIG. 1; and,

FIG. 5 is a cross-sectional view of the flatware handle taken  
about line B-B illustrated in FIG. 1.

The broken lines in the drawings illustrate the portions of the  
bottle that form no part of the claimed design.

The dash-dot-dash broken lines in the drawings depict the  
boundaries of the claimed design.

**1 Claim, 2 Drawing Sheets**



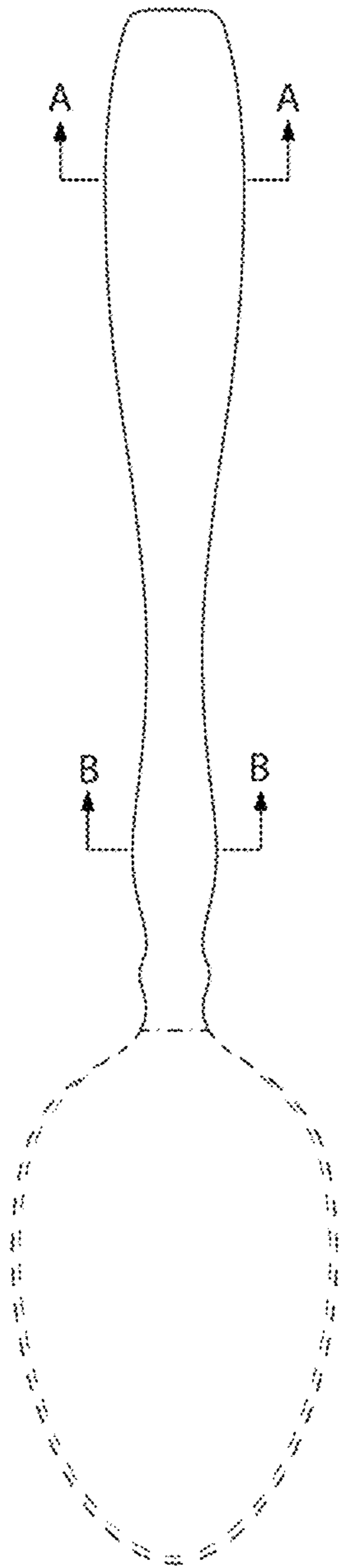


FIG. 1




FIG. 2

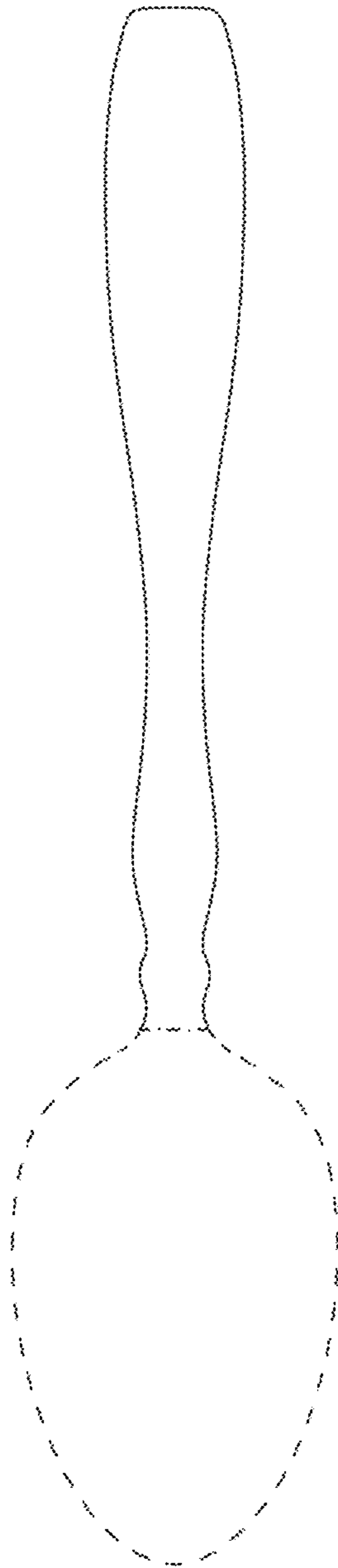


FIG. 3

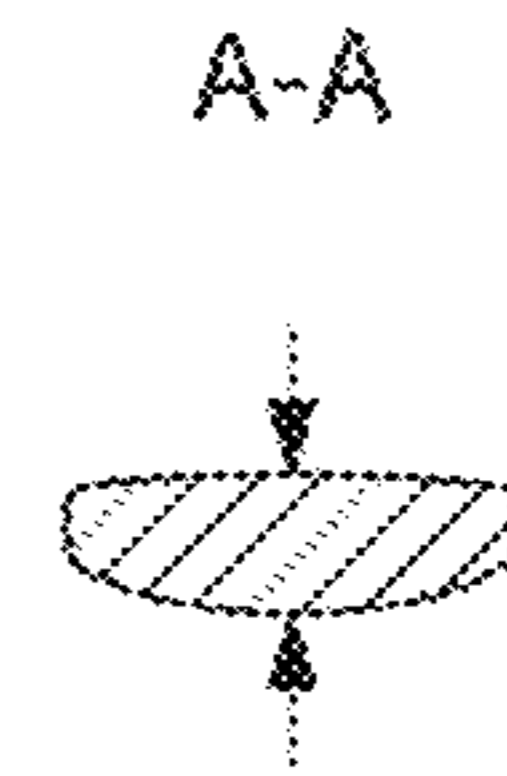


FIG. 4

B-B



FIG. 5