



US00D898512S

(12) **United States Design Patent**
Gebhardt

(10) **Patent No.:** **US D898,512 S**

(45) **Date of Patent:** **** Oct. 13, 2020**

(54) **FLATWARE HANDLE**

(71) Applicant: **ONEIDA CONSUMER, LLC,**
Columbus, OH (US)

(72) Inventor: **Paul Gebhardt,** Columbus, OH (US)

(73) Assignee: **ONEIDA CONSUMER, LLC,**
Columbus, OH (US)

(**) Term: **15 Years**

(21) Appl. No.: **29/686,073**

(22) Filed: **Apr. 2, 2019**

(51) **LOC (12) Cl.** **07-03**

(52) **U.S. Cl.**
USPC **D7/401.2; D7/642; D7/645; D7/653**

(58) **Field of Classification Search**
USPC D7/368, 401.2, 642-645, 653-664, 669,
D7/675-677, 683, 688-689, 691;
D8/107, 300-301; D22/117-118

CPC ... A01D 9/02; A01D 9/04; A01D 9/06; A47G
21/00; A47G 21/004; A47G 21/005;
A47G 21/02; A47G 21/023; A47G 21/04;
A47G 21/06; A47G 21/08; A47J 43/28;
A47J 43/281; A47J 43/282; A61F 13/10;
A61J 7/0023; B25G 1/00; B25G 1/01;
B25G 1/02; B25G 3/00; B65D 75/56;
B65D 75/563; B65D 75/566; B67B 7/00;
B67B 7/724; B67B 7/73

See application file for complete search history.

(56) **References Cited**

U.S. PATENT DOCUMENTS

D400,060 S * 10/1998 Thompson D7/653
D534,398 S * 1/2007 Shane-Schuldt D7/653

D545,145 S * 6/2007 Ito D7/653
D554,443 S * 11/2007 Shane-Schuldt D7/653
D557,996 S * 12/2007 Ito D7/653
D612,676 S * 3/2010 Holcomb D7/401.2
D625,556 S * 10/2010 Ito D7/401.2
D626,376 S * 11/2010 Holcomb D7/401.2
D656,781 S * 4/2012 Holcomb D7/401.2

* cited by examiner

Primary Examiner — Ricky Pham

(74) *Attorney, Agent, or Firm* — Tucker Ellis LLP; Carlos Garritano

(57) **CLAIM**

The ornamental design for a flatware handle, as shown and described.

DESCRIPTION

FIG. 1 is a front view of a flatware handle showing my new design;

FIG. 2 is a right side view of the flatware handle illustrated in FIG. 1, where the left side view is a mirror image thereof;

FIG. 3 is a rear view of the flatware handle illustrated in FIG. 1;

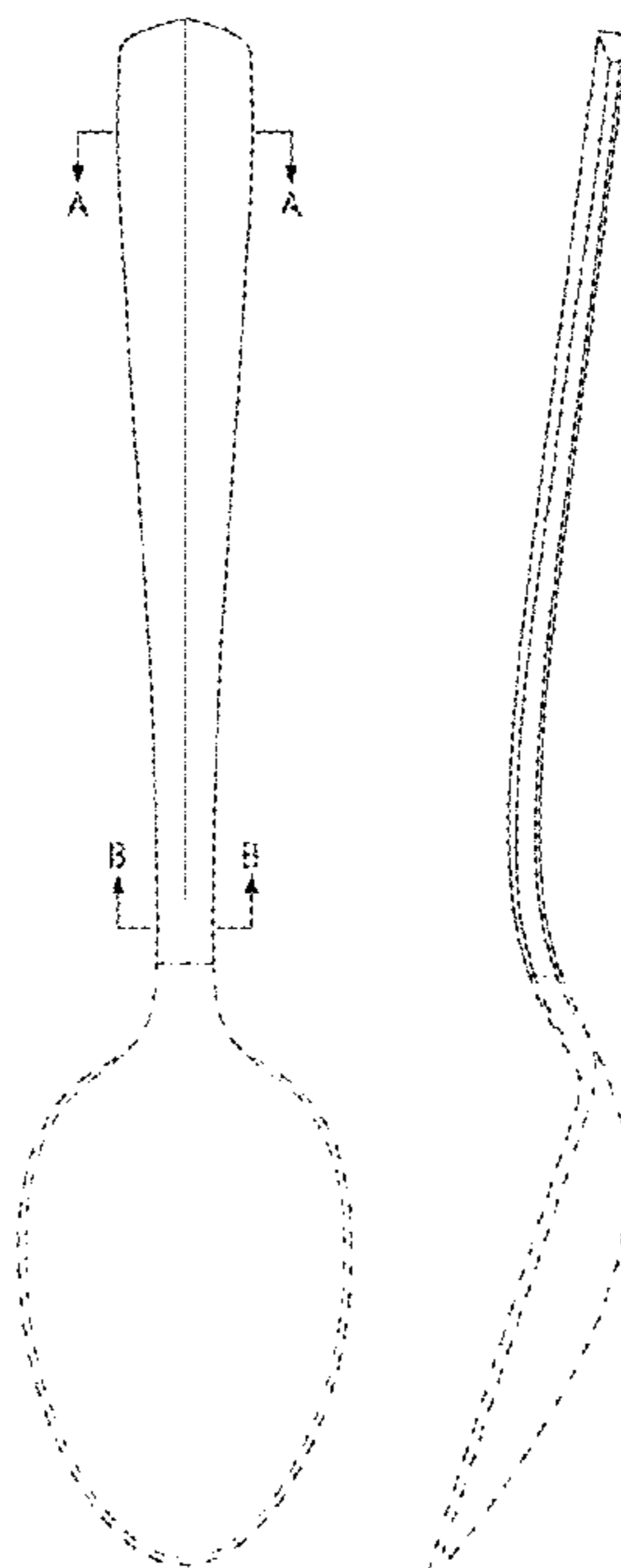
FIG. 4 is a cross-sectional view of the flatware handle taken about line A-A illustrated in FIG. 1; and,

FIG. 5 is a cross-sectional view of the flatware handle taken about line B-B illustrated in FIG. 1.

The broken lines in the drawings illustrate the portions of the bottle that form no part of the claimed design.

The dash-dot-dash broken lines in the drawings depict the boundaries of the claimed design.

1 Claim, 2 Drawing Sheets



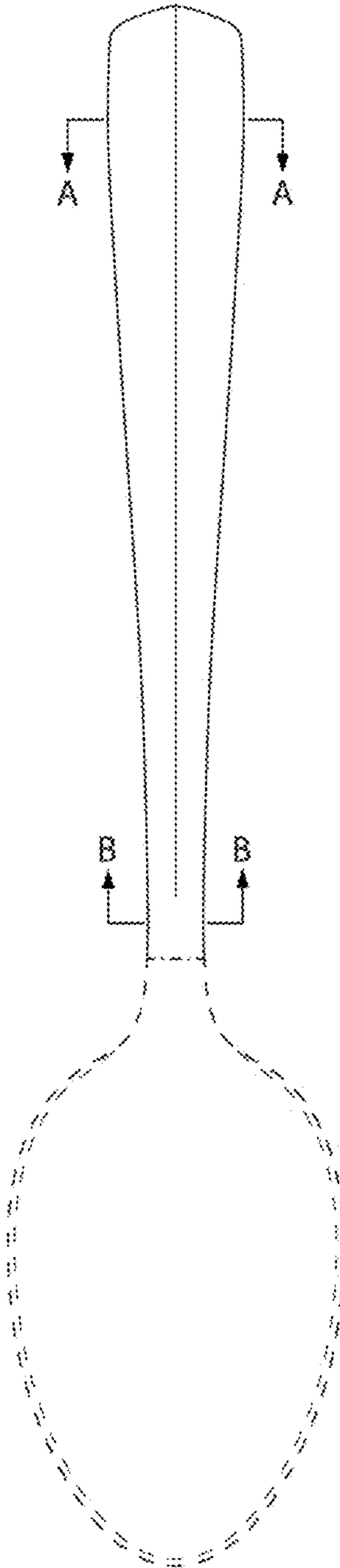


FIG. 1

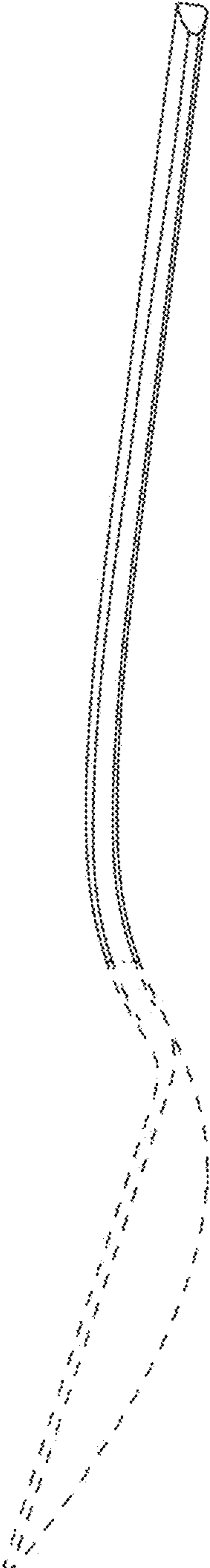


FIG. 2

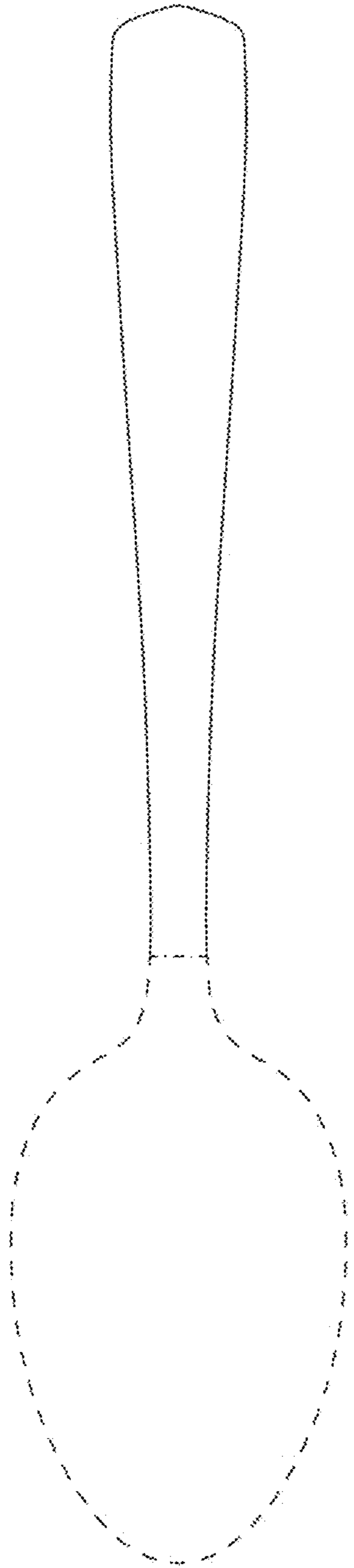


FIG. 3

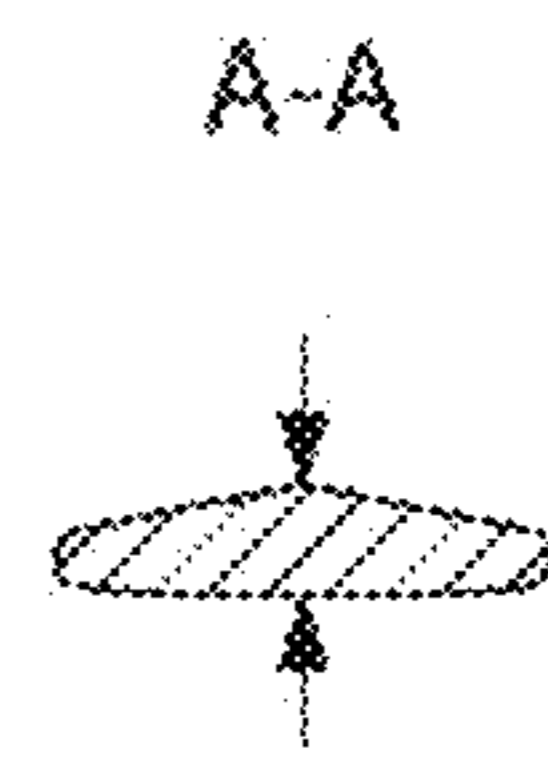


FIG. 4



FIG. 5