

US00D898491S

(12) **United States Design Patent** (10) **Patent No.:** **US D898,491 S**  
**Landau** (45) **Date of Patent:** **\*\* Oct. 13, 2020**

(54) **HANGING JEWELRY AND COSMETICS ORGANIZER**

(71) Applicant: **Moshe Landau**, Monroe, NY (US)

(72) Inventor: **Moshe Landau**, Monroe, NY (US)

(\*\*) Term: **15 Years**

(21) Appl. No.: **29/697,109**

(22) Filed: **Jul. 3, 2019**

(51) **LOC (12) Cl.** ..... **06-06**

(52) **U.S. Cl.**  
USPC ..... **D6/682.2**

(58) **Field of Classification Search**  
USPC ..... D6/672, 675, 675.1, 675.4, 682, 682.1, D6/682.2, 683, 683.1  
CPC .. A47F 1/00; A47F 1/04; A47F 5/0006; A47F 5/0018; A47F 5/0884; A47F 5/0807; A47F 5/0084; A47F 7/0028; A47F 7/02; A47F 5/101; A47F 7/0007  
See application file for complete search history.

(56) **References Cited**

U.S. PATENT DOCUMENTS

2,873,781	A *	2/1959	Langley	.....	A47G 25/005
					383/39
3,036,616	A *	5/1962	Allen	.....	D06F 95/006
					383/39
3,967,666	A *	7/1976	Farrar	.....	A61G 7/0503
					383/7
D246,340	S *	11/1977	Frank	.....	D6/552
4,296,876	A *	10/1981	Lefebvre	.....	A47G 25/54
					223/91
4,408,993	A *	10/1983	Osborne	.....	G09B 21/003
					40/124.2
D291,754	S *	9/1987	Griswold	.....	D6/553
D294,757	S *	3/1988	Kahane	.....	D3/244
D300,399	S *	3/1989	Krugman	.....	D6/514
D312,836	S *	12/1990	Svee	.....	D19/33

4,998,730	A *	3/1991	Caravaty	.....	A63F 1/10
					273/148 A
D332,697	S *	1/1993	Schildkraut	.....	D3/303
5,209,344	A *	5/1993	Smith	.....	A45C 7/0095
					206/466
D369,261	S *	4/1996	Brink	.....	D6/514
D389,353	S *	1/1998	Patel	.....	D6/513
D401,092	S *	11/1998	Patel	.....	D6/525
D410,120	S *	5/1999	Norman	.....	D3/278

(Continued)

Primary Examiner — Kelley A Donnelly

(57) **CLAIM**

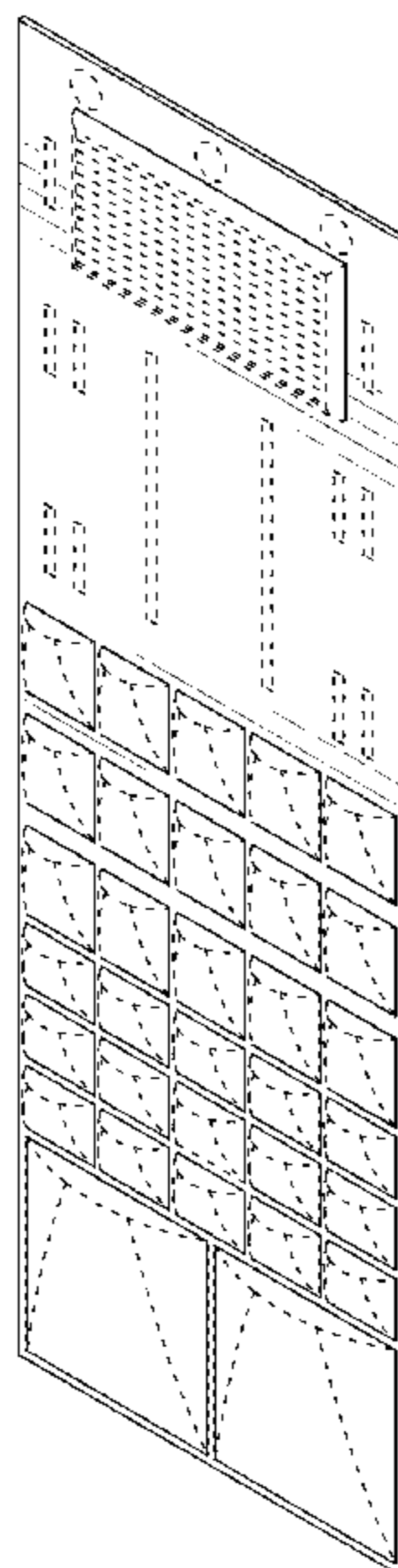
The ornamental design for a hanging jewelry and cosmetics organizer, as shown and described.

**DESCRIPTION**

FIG. 1 is a top-front-left perspective view of a hanging jewelry and cosmetics organizer showing my new design; FIG. 2 is a bottom-front-right perspective view thereof; FIG. 3 is a front elevated view thereof; FIG. 4 is a rear elevated view thereof; FIG. 5 is a top plan view thereof; FIG. 6 is a bottom plan view thereof; FIG. 7 is a right elevated view thereof; FIG. 8 is a left elevated view thereof; FIG. 9 is a top-front-left perspective view thereof with a mirror; and, FIG. 10 is a bottom-front-right perspective view with the mirror.

The broken lines showing of pockets in FIG. 1-3 and FIG. 5-10, the broken lines showing of a jewelry holder in FIG. 1-3, FIG. 5, and FIG. 7-10, the broken lines showing of orifices in FIG. 1-4 and FIG. 9-10, the broken lines showing of hook and loop fasteners in FIG. 1-3 and FIG. 9-10, and the broken lines showing of a mirror in FIG. 9-10 are included for the purpose of showing environmental structure and form no part of the claimed design.

**1 Claim, 10 Drawing Sheets**



(56)

References Cited

U.S. PATENT DOCUMENTS

D427,781 S \* 7/2000 Rogman ..... D6/320  
 D429,897 S \* 8/2000 Rogman ..... D6/320  
 6,349,491 B1 \* 2/2002 Able ..... G09F 1/10  
 40/124.01  
 D456,453 S \* 4/2002 McCravy ..... D19/86  
 D549,502 S \* 8/2007 DeLatte ..... D6/514  
 D560,383 S \* 1/2008 Woods ..... D6/315  
 D587,468 S \* 3/2009 van der Lande ..... D6/303  
 D595,918 S \* 7/2009 Walter ..... D34/27  
 D627,163 S \* 11/2010 Kittrell ..... D3/283  
 D627,167 S \* 11/2010 Kittrell ..... D3/299  
 D715,534 S \* 10/2014 Reaux ..... D3/203.1  
 8,915,354 B1 \* 12/2014 Smith ..... A45C 11/26  
 206/6.1  
 D727,026 S \* 4/2015 Benn ..... D3/299  
 RE45,709 E \* 10/2015 Lehmann ..... D6/516  
 D761,588 S \* 7/2016 Cohen ..... D6/553  
 D863,845 S \* 10/2019 Santarelli ..... D6/682.2  
 D885,081 S \* 5/2020 Baul ..... D6/553  
 D889,125 S \* 7/2020 Joyce ..... D3/303  
 2001/0019206 A1 \* 9/2001 Deans ..... B42F 7/06  
 281/2  
 2007/0000795 A1 \* 1/2007 Chastant ..... A47G 29/08  
 206/278

\* cited by examiner

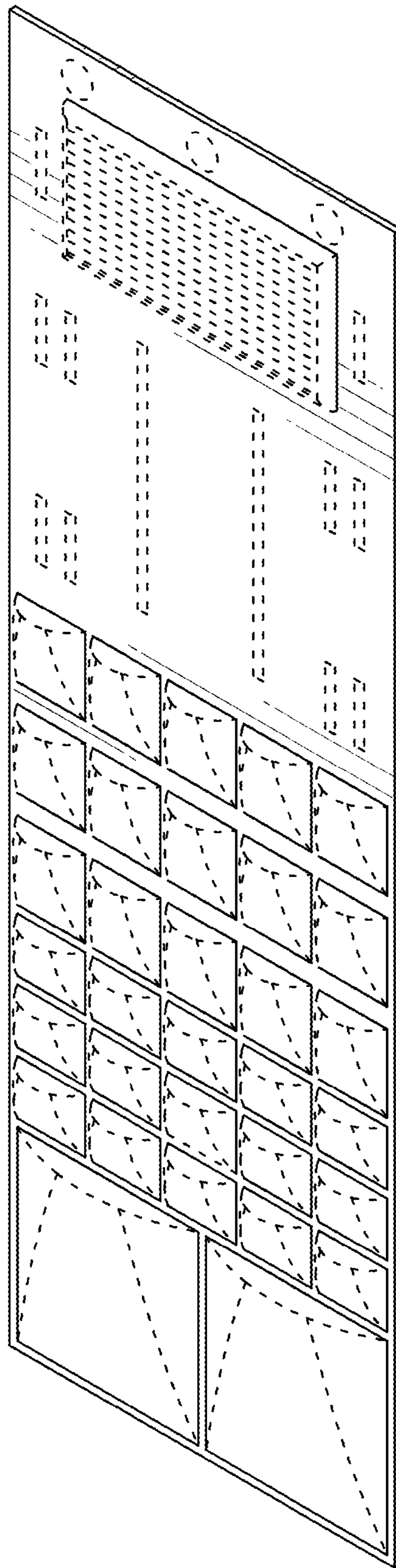


FIG. 1

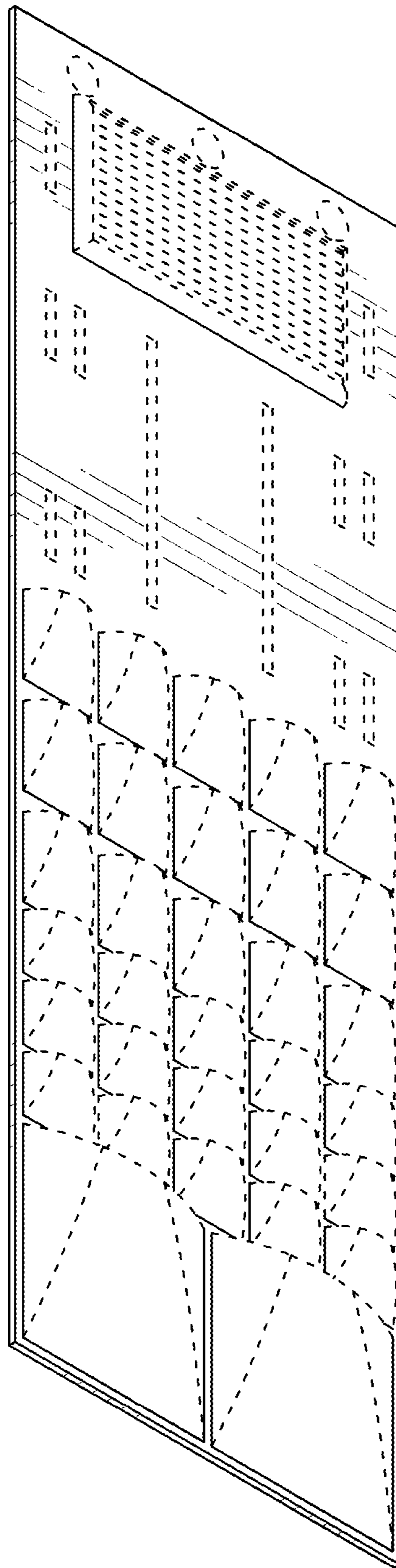


FIG. 2

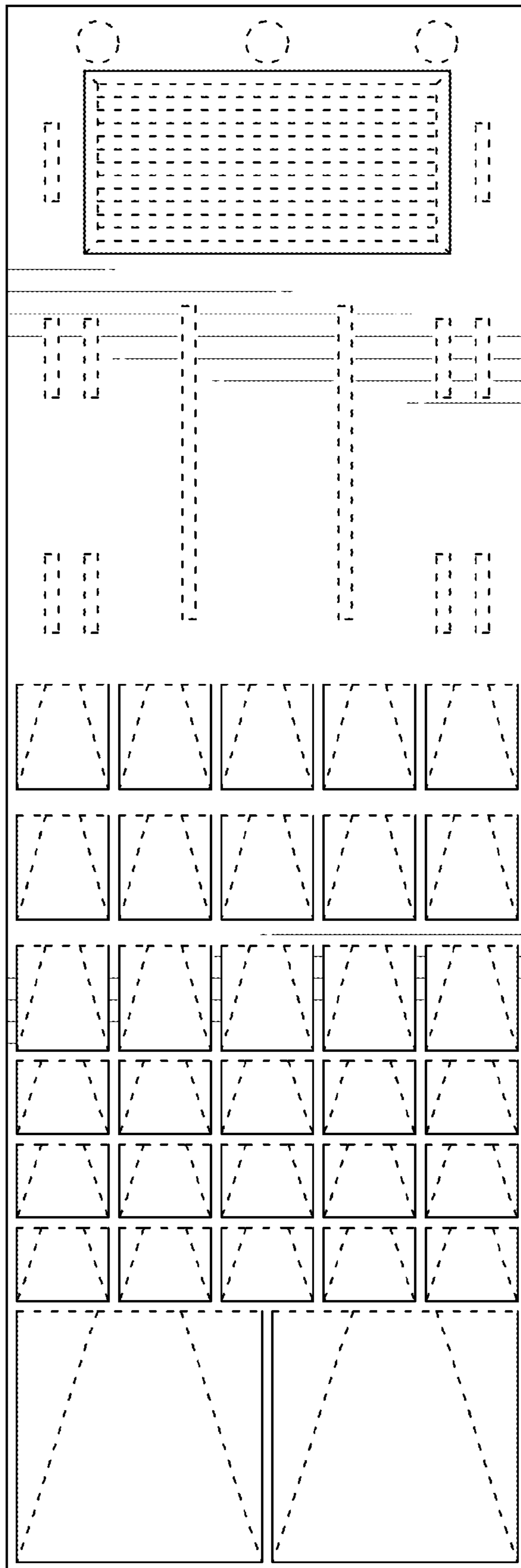


FIG. 3



FIG. 4

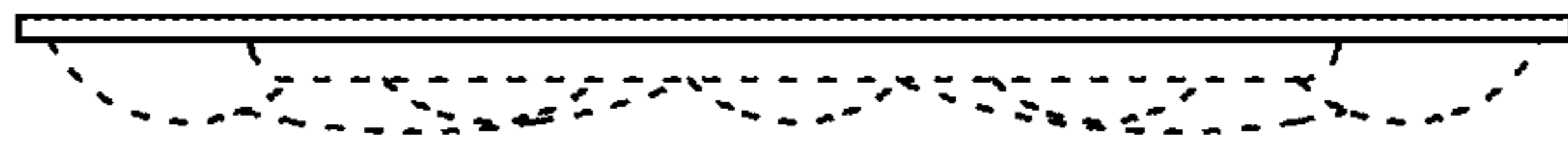


FIG. 5

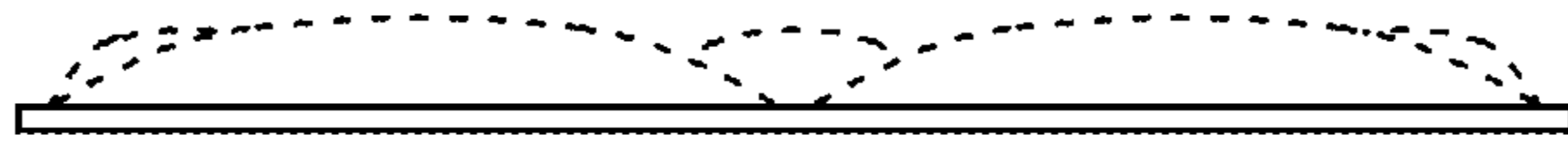


FIG. 6





FIG. 7



FIG. 8

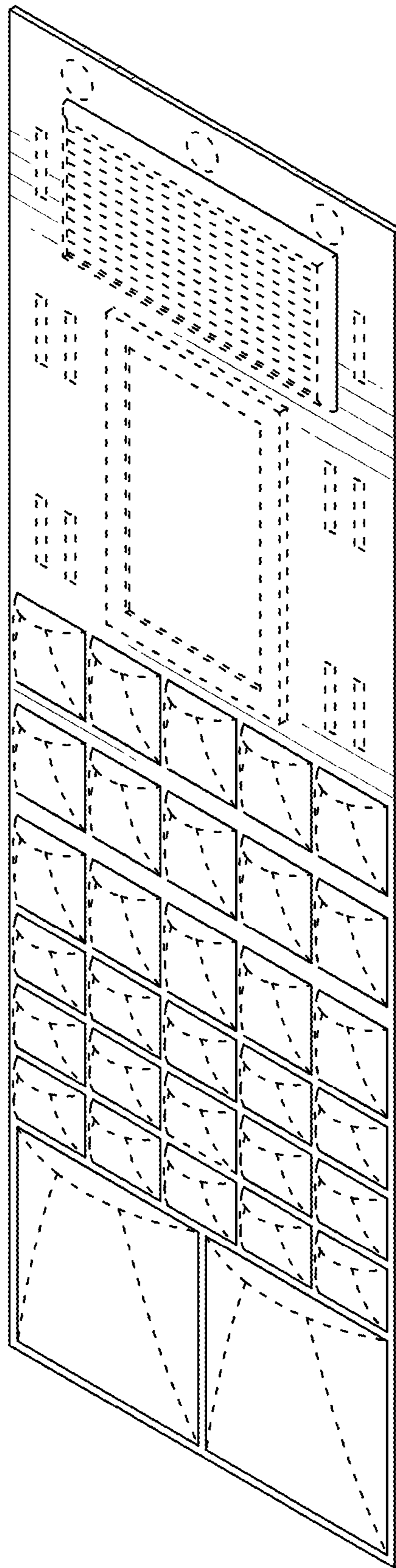


FIG. 9

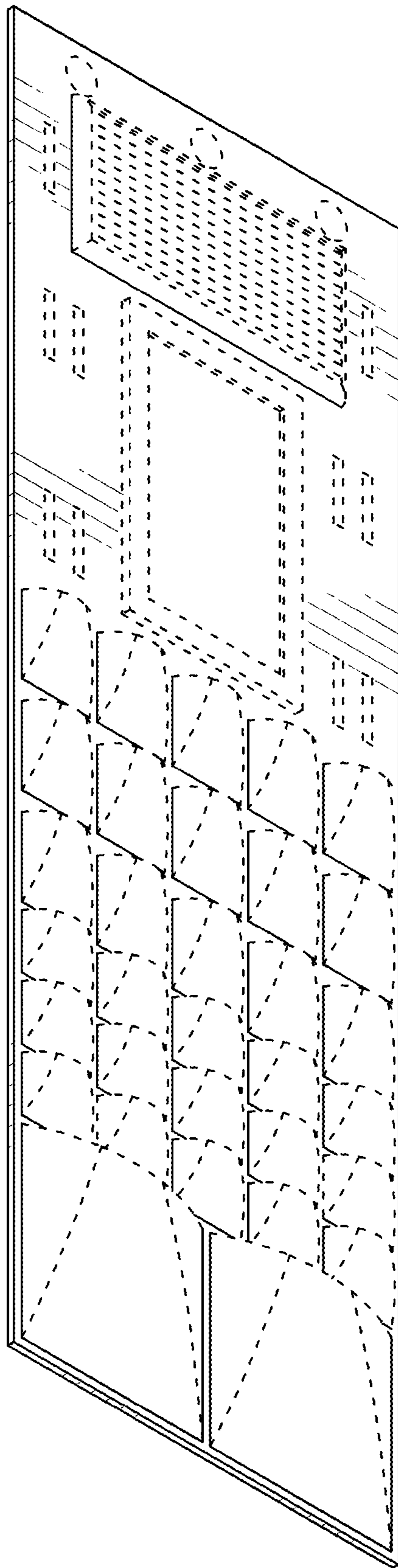


FIG. 10