



US00D898464S

(12) **United States Design Patent** (10) **Patent No.:** **US D898,464 S**
Sheikh (45) **Date of Patent:** **** Oct. 13, 2020**

(54) **MATTRESS**

(71) Applicant: **Layla Sleep, Inc.**, New Haven, CT (US)

(72) Inventor: **Akrum Sheikh**, Orange, CT (US)

(73) Assignee: **LAYLA Sleep, INC.**, New Haven, CT (US)

(**) Term: **15 Years**

(21) Appl. No.: **29/677,133**

(22) Filed: **Jan. 17, 2019**

(51) **LOC (12) Cl.** **06-09**

(52) **U.S. Cl.**
USPC **D6/605**

(58) **Field of Classification Search**
USPC D6/582-583, 587-592, 595-609,
D6/617-622; D21/803-809; D24/183
(Continued)

(56) **References Cited**

U.S. PATENT DOCUMENTS

D267,893 S * 2/1983 Zeldin D21/363
D308,453 S * 6/1990 Elrod D6/596
(Continued)

OTHER PUBLICATIONS

Layla Sleep. Found on the internet at: <https://www.facebook.com/laylasleep/photos/a.1622174261364317/2204258539822550/?type=3&theater>. Found at facebook.com. Picture uploaded Jan. 5, 2019. (Year: 2019).*

Primary Examiner — Jennifer L Rempfer
(74) *Attorney, Agent, or Firm* — Welsh IP Law LLC

(57) **CLAIM**

The ornamental design for a mattress, as shown and described.

DESCRIPTION

The patent or application file contains at least one drawing executed in color. Copies of this patent or patent application

publication with color drawings(s) will be provided by the Office upon request and payment of the necessary fee.

FIG. 1 is a top front perspective view of a first embodiment of a queen mattress showing the new design;

FIG. 2 is a front elevational view thereof;

FIG. 3 is a back elevational view thereof;

FIG. 4 is a left side elevational view thereof;

FIG. 5 is a right side elevational view thereof;

FIG. 6 is a top plan view thereof;

FIG. 7 is a bottom plan view thereof;

FIG. 8 is a top front perspective view of an alternate embodiment of a twin mattress showing the new design;

FIG. 9 is a front elevational view thereof;

FIG. 10 is a back elevational view thereof;

FIG. 11 is a left side elevational view thereof;

FIG. 12 is a right side elevational view thereof;

FIG. 13 is a top plan view thereof;

FIG. 14 is a bottom plan view thereof;

FIG. 15 is a top front perspective view of an alternate embodiment of a twin XL mattress showing the new design;

FIG. 16 is a front elevational view thereof;

FIG. 17 is a back elevational view thereof;

FIG. 18 is a left side elevational view thereof;

FIG. 19 is a right side elevational view thereof;

FIG. 20 is a top plan view thereof;

FIG. 21 is a bottom plan view thereof;

FIG. 22 is a top front perspective view of an alternate embodiment of a full mattress showing the new design;

FIG. 23 is a front elevational view thereof;

FIG. 24 is a back elevational view thereof;

FIG. 25 is a left side elevational view thereof;

FIG. 26 is a right side elevational view thereof;

FIG. 27 is a top plan view thereof;

FIG. 28 is a bottom plan view thereof;

FIG. 29 is a top front perspective view of an alternate embodiment of a king mattress showing the new design;

FIG. 30 is a front elevational view thereof;

FIG. 31 is a back elevational view thereof;

FIG. 32 is a left side elevational view thereof;

FIG. 33 is a right side elevational view thereof;

FIG. 34 is a top plan view thereof;

FIG. 35 is a bottom plan view thereof;

(Continued)




FIG. 36 is a top front perspective view of an alternate embodiment of a California king mattress showing the new design;

FIG. 37 is a front elevational view thereof;

FIG. 38 is a back elevational view thereof;

FIG. 39 is a left side elevational view thereof;

FIG. 40 is a right side elevational view thereof;

FIG. 41 is a top plan view thereof;

FIG. 42 is a bottom plan view thereof;

FIG. 43 is a top plan view of a portion of the California king mattress, as indicated in FIG. 41; and,

FIG. 44 is a bottom plan view of a portion of the California king mattress, as indicated in FIG. 42.

The broken lines shown in the drawings form no part of the claimed design.

**1 Claim, 44 Drawing Sheets
(44 of 44 Drawing Sheet(s) Filed in Color)**

(58) Field of Classification Search

CPC A47G 9/00; A47G 2009/001; A47G 2009/002; A47G 2009/003; A47G 2009/005; A47G 2009/006; A47G 9/02;

A47G 9/0207; A47G 9/0215; A47G 9/0223; A47G 9/023; A47G 9/0238; A47G 9/0246; A47G 9/0253; A47G 9/0261; A47G 9/06; A47G 9/062; A47G 9/066; A47G 9/068; A47G 9/08; A47G 2009/0276; A47G 9/0284; A47G 9/0292; A47G 9/04; A47G 9/10; A47C 27/22; A47C 21/02

See application file for complete search history.

(56)

References Cited

U.S. PATENT DOCUMENTS

D356,917	S	*	4/1995	Marshburn	D5/52
D395,780	S	*	7/1998	Denney	D6/596
D414,976	S	*	10/1999	Su	D6/596
D667,671	S	*	9/2012	Rinehart	D6/605
D692,674	S	*	11/2013	Clerici	D5/63
D737,076	S	*	8/2015	Wightman	D6/605
D760,502	S	*	7/2016	Oh	D32/40
D776,960	S	*	1/2017	Suzuki	D6/605
D799,858	S	*	10/2017	Pearce	D6/605
D804,854	S	*	12/2017	Bunnell	D6/606
D810,472	S	*	2/2018	Wightman	D6/606
D864,613	S	*	10/2019	Pearce	D6/605

* cited by examiner




FIG. 1




FIG. 2

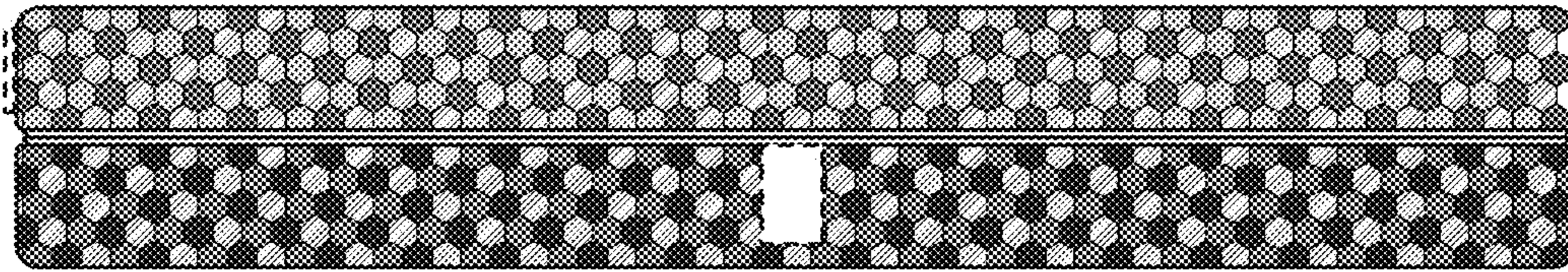


FIG. 3




FIG. 4




FIG. 5




FIG. 6




FIG. 7

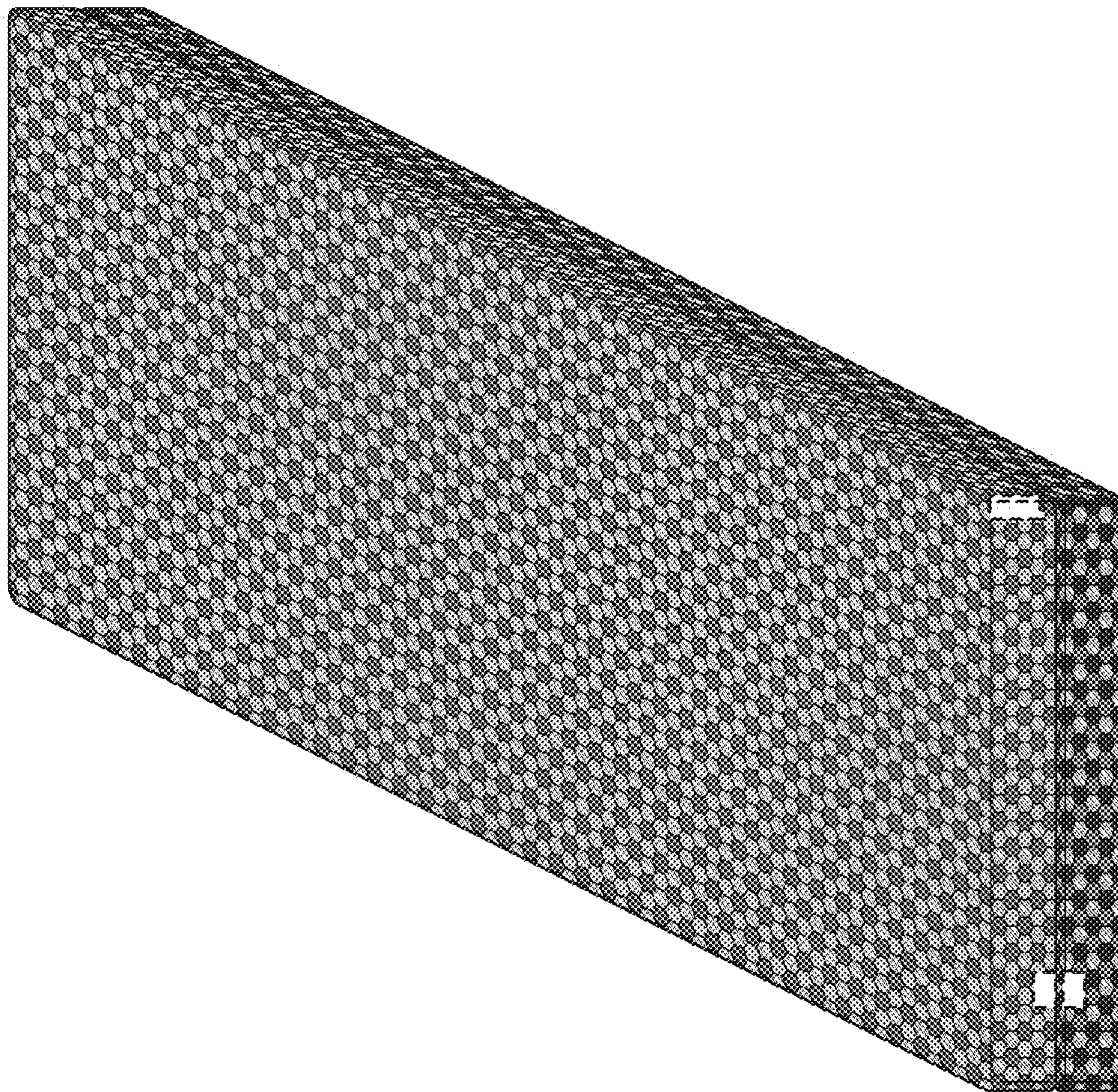


FIG. 8




FIG. 9

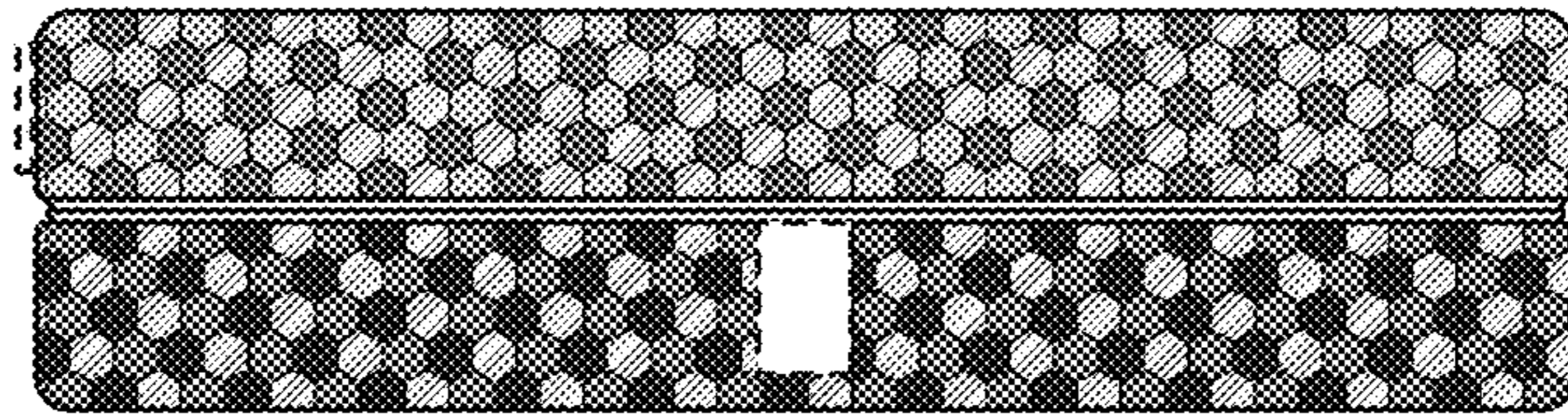


FIG. 10




FIG. 11




FIG. 12




FIG. 13




FIG. 14




FIG. 15




FIG. 16

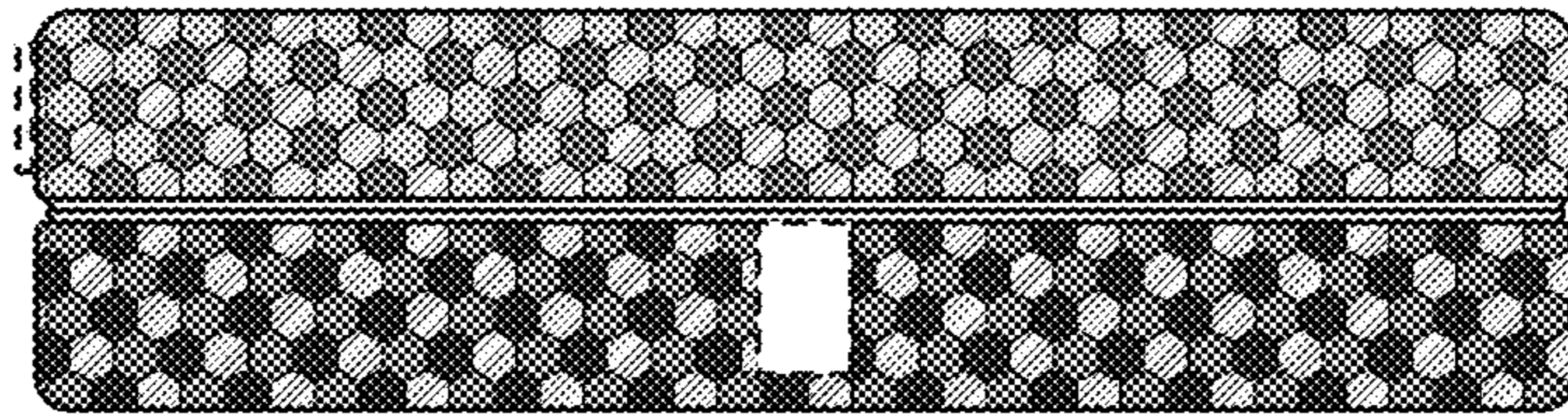


FIG. 17




FIG. 18




FIG. 19




FIG. 20




FIG. 21




FIG. 22




FIG. 23

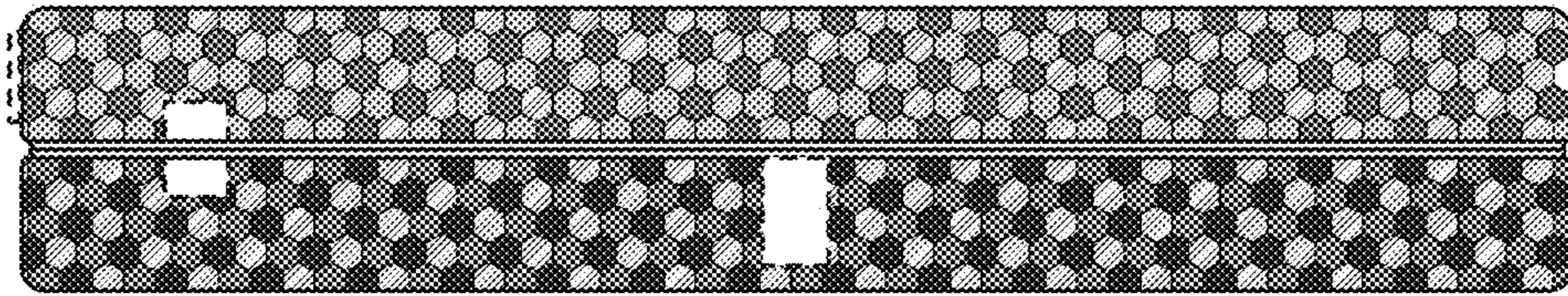


FIG. 24




FIG. 25




FIG. 26




FIG. 27




FIG. 28




FIG. 29




FIG. 30




FIG. 31




FIG. 32




FIG. 33




FIG. 34




FIG. 35

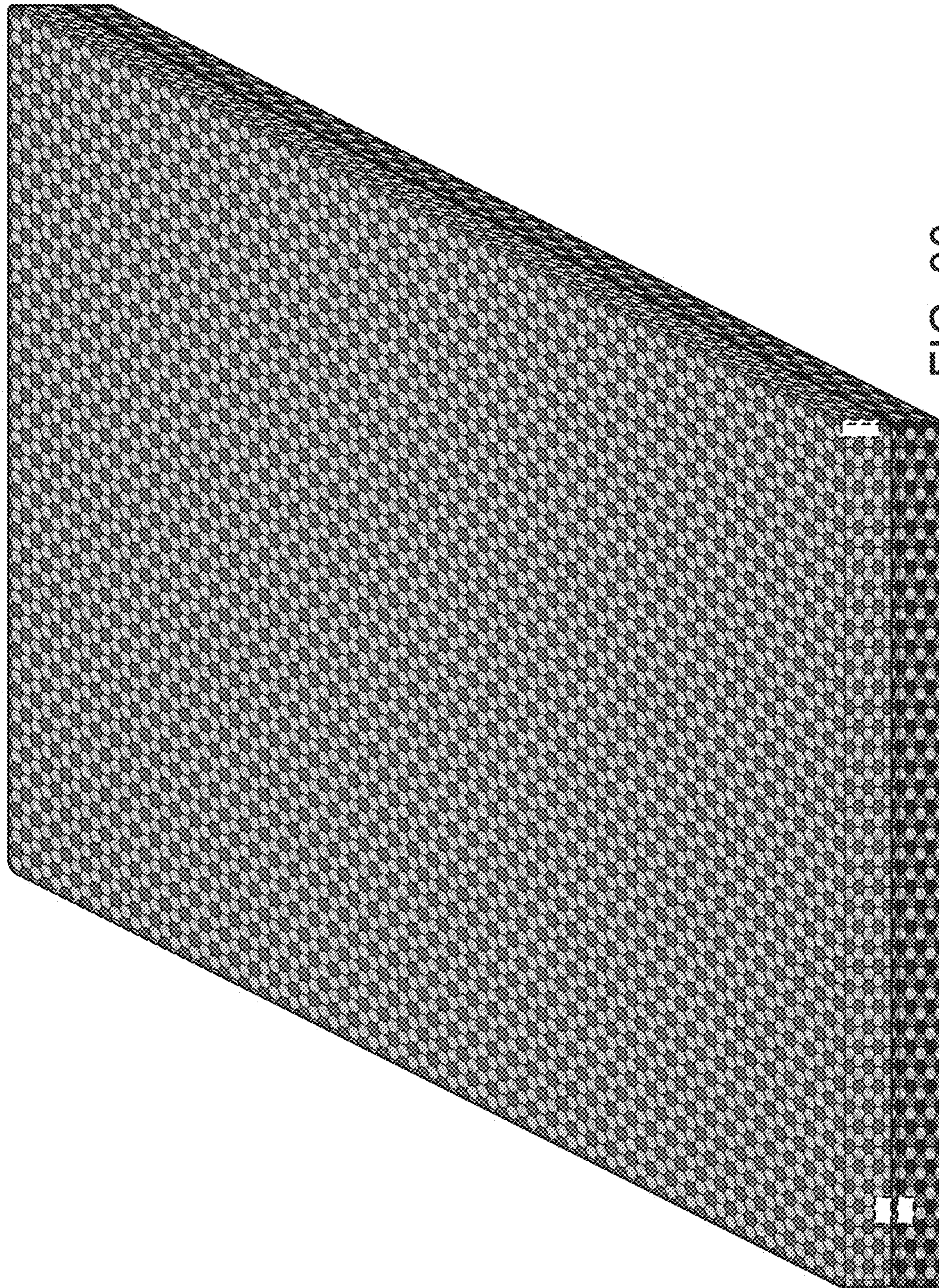


FIG. 36




FIG. 37




FIG. 38




FIG. 39




FIG. 40




FIG. 41




FIG. 42

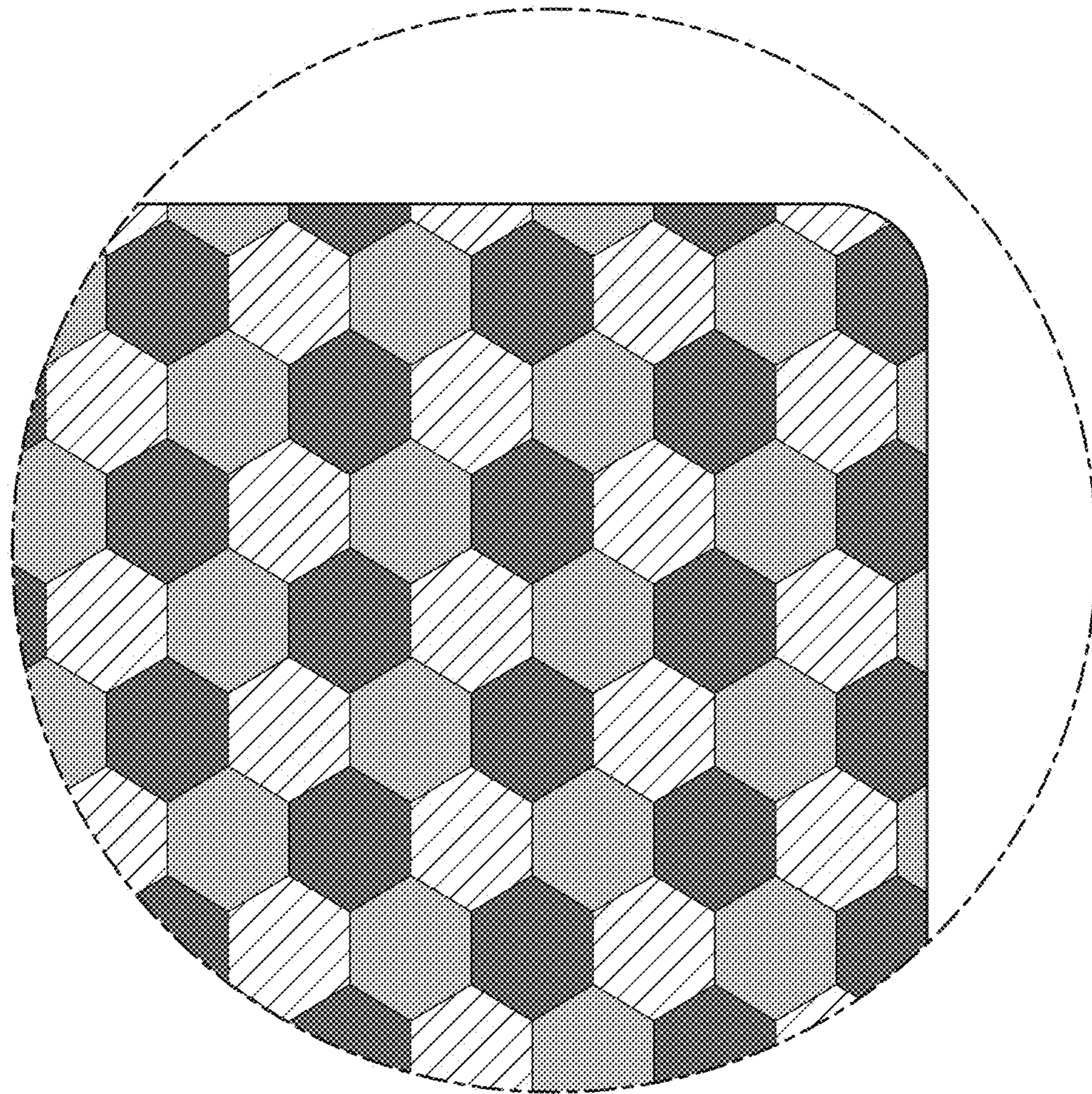


FIG. 43

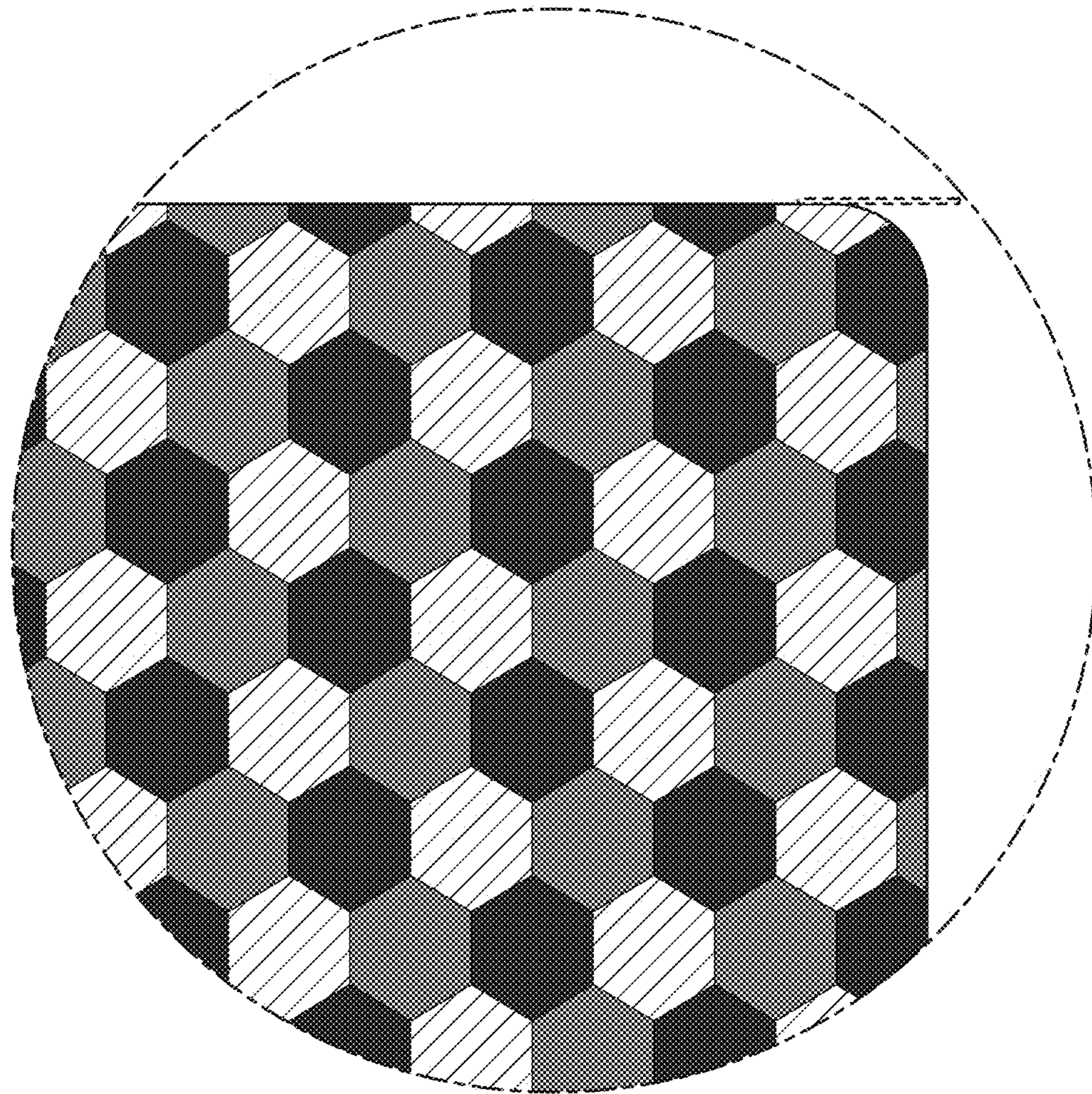


FIG. 44