



US00D898463S

(12) **United States Design Patent**
Pennington et al.

(10) **Patent No.:** **US D898,463 S**

(45) **Date of Patent:** **** Oct. 13, 2020**

(54) **MATTRESS**

(71) Applicant: **Diamond Mattress Company, Inc.**,
Compton, CA (US)

(72) Inventors: **Shaun Pennington**, Rossmoor, CA
(US); **Jacob Hill**, Irvine, CA (US);
Jered Goodyear, Huntington Beach,
CA (US)

(73) Assignee: **Diamond Mattress Company, Inc.**,
Compton, CA (US)

(**) Term: **15 Years**

(21) Appl. No.: **29/633,803**

(22) Filed: **Jan. 16, 2018**

Related U.S. Application Data

(62) Division of application No. 29/545,870, filed on Nov.
17, 2015, now Pat. No. Des. 824,698.

(51) **LOC (12) Cl.** **06-09**

(52) **U.S. Cl.**
USPC **D6/605**

(58) **Field of Classification Search**
USPC D6/582-583, 587-592, 595-609,
D6/617-622; D2/719, 921
CPC A47G 9/00; A47G 2009/001; A47G
2009/002; A47G 2009/003; A47G
2009/005; A47G 2009/006; A47G 9/02;
A47G 9/0215; A47G 9/0223; A47G
9/023; A47G 9/0238; A47G 9/06; A47G
9/062; A47G 9/066; A47G 9/068; A47G
9/0248; A47G 9/08; A47G 9/04; A47G
11/002; A47G 11/001; A47G 11/003
See application file for complete search history.

(56) **References Cited**

U.S. PATENT DOCUMENTS

D102,646 S 1/1937 Bowersox et al.
3,047,888 A 8/1962 Schecter et al.
4,862,538 A 9/1989 Spann et al.

(Continued)

Primary Examiner — Jennifer L Rempfer

(74) *Attorney, Agent, or Firm* — Woodard, Emhardt,
Henry, Reeves & Wagner, LLP

(57) **CLAIM**

The ornamental design for a mattress, as shown and
described.

DESCRIPTION

FIG. 1 is a perspective view of a first example of a mattress
showing our new design.

FIG. 2 is a top view of the FIG. 1 mattress.

FIG. 3 is a bottom view of the FIG. 1 mattress.

FIG. 4 is a front view of the FIG. 1 mattress.

FIG. 5 is a rear view of the FIG. 1 mattress.

FIG. 6 is a left side view of the FIG. 1 mattress.

FIG. 7 is a right side view of the FIG. 1 mattress.

FIG. 8 is a perspective view of a second example of a
mattress showing our new design.

FIG. 9 is a top view of the FIG. 8 mattress.

FIG. 10 is a bottom view of the FIG. 8 mattress.

FIG. 11 is a front view of the FIG. 8 mattress.

FIG. 12 is a rear view of the FIG. 8 mattress.

FIG. 13 is a left side view of the FIG. 8 mattress.

FIG. 14 is a right side view of the FIG. 8 mattress.

FIG. 15 is a perspective view of a third example of a
mattress showing our new design.

FIG. 16 is a top view of the FIG. 15 mattress.

FIG. 17 is a bottom view of the FIG. 15 mattress.

FIG. 18 is a front view of the FIG. 15 mattress.

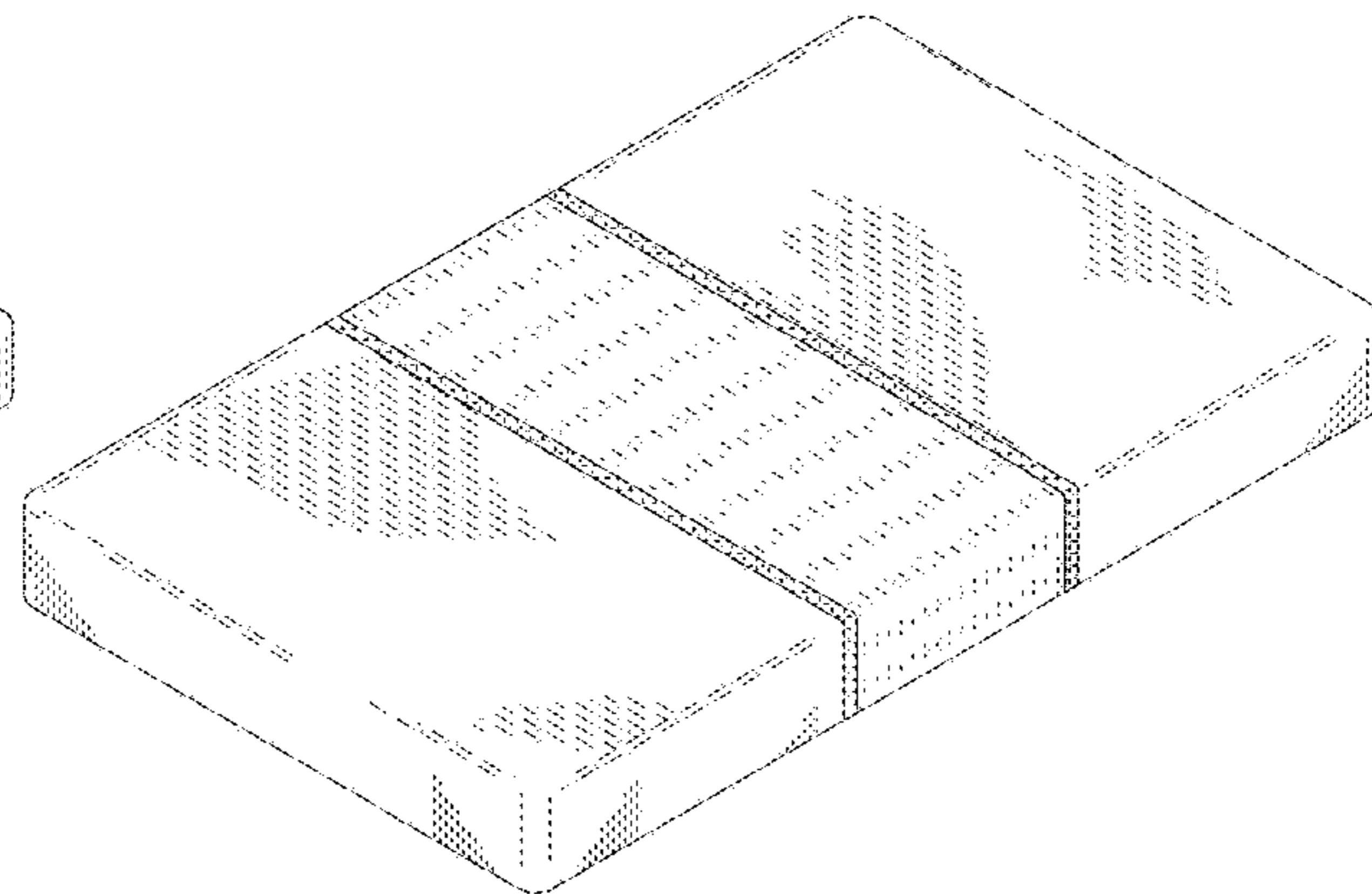
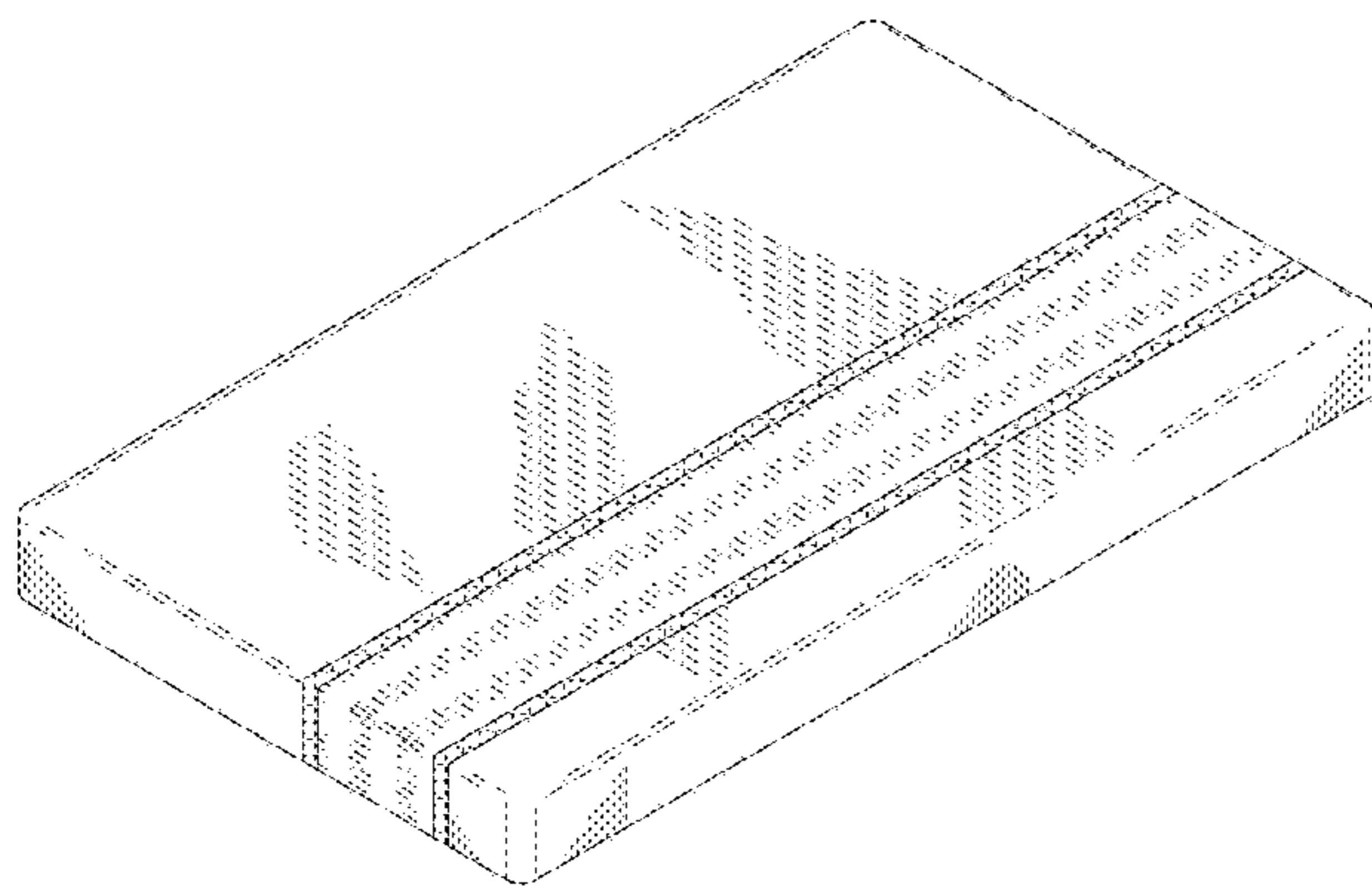
FIG. 19 is a rear view of the FIG. 15 mattress.

FIG. 20 is a left side view of the FIG. 15 mattress; and,

FIG. 21 is a right side view of the FIG. 15 mattress.

The cross-hatch pattern within the mattress stripes are
indicative of the stripes having a contrasting appearance
from the rest of the mattress.

1 Claim, 9 Drawing Sheets



(56)

References Cited

U.S. PATENT DOCUMENTS

D304,652 S 11/1989 Viesturs
 4,970,743 A 11/1990 Wride et al.
 5,127,115 A 7/1992 Williams et al.
 D356,917 S 4/1995 Marshbum
 D374,367 S 10/1996 Bonaddio et al.
 D375,426 S 11/1996 Bonaddio et al.
 D379,014 S 4/1997 Woods, II
 5,970,544 A 10/1999 Kardell
 D468,951 S 1/2003 Harris
 D486,027 S 2/2004 Baxter et al.
 D488,661 S 4/2004 Barman
 6,799,344 B2 10/2004 Gladney et al.
 7,748,066 B2 7/2010 Gladney
 D633,322 S * 3/2011 Morrison D6/605
 D634,148 S 3/2011 Morrison
 D640,082 S 6/2011 Morrison
 D670,126 S 11/2012 Price
 D687,655 S 8/2013 Price

D705,580 S 5/2014 Jorgensen et al.
 D707,986 S 7/2014 Arnold
 D724,865 S 3/2015 Jensen et al.
 D728,277 S 5/2015 Jensen et al.
 9,138,066 B1 9/2015 Goenka
 9,167,919 B2 10/2015 Walker et al.
 D775,864 S 1/2017 Bertoncello et al.
 D782,221 S 3/2017 Wightman
 9,808,202 B2 11/2017 Wu et al.
 D804,853 S 12/2017 Wightman
 D804,855 S 12/2017 Ross
 D824,698 S * 8/2018 Pennington D6/605
 D862,121 S * 10/2019 Ross D6/605
 D866,222 S * 11/2019 Williams D6/605
 2010/0132123 A1 * 6/2010 Gladney A47C 27/002
 5/701
 2010/0313356 A1 12/2010 Morter
 2011/0099722 A1 5/2011 Moret et al.
 2012/0073049 A1 * 3/2012 Walker A47C 27/007
 5/500

* cited by examiner

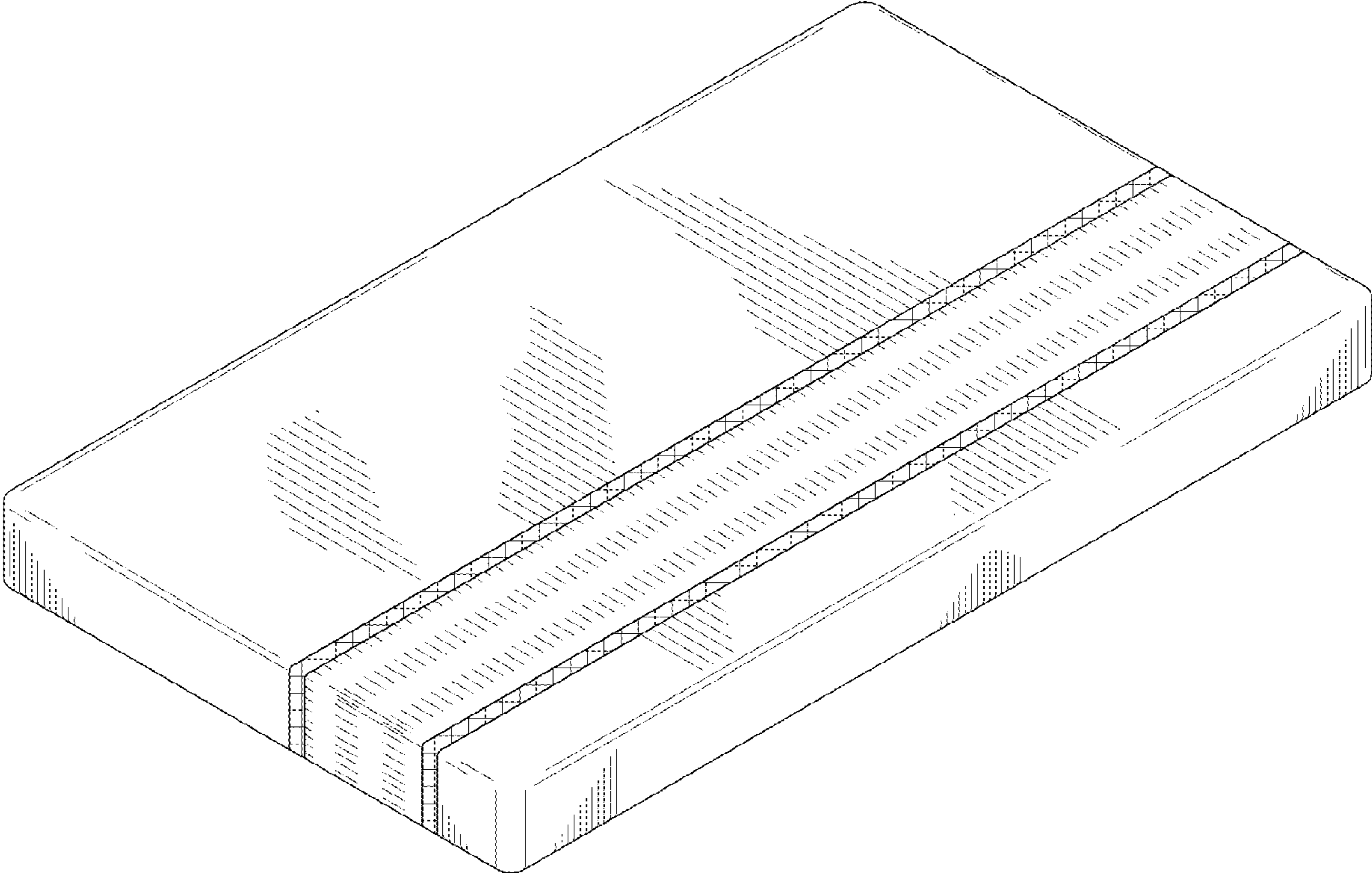


Fig. 1

Fig. 2




Fig. 3

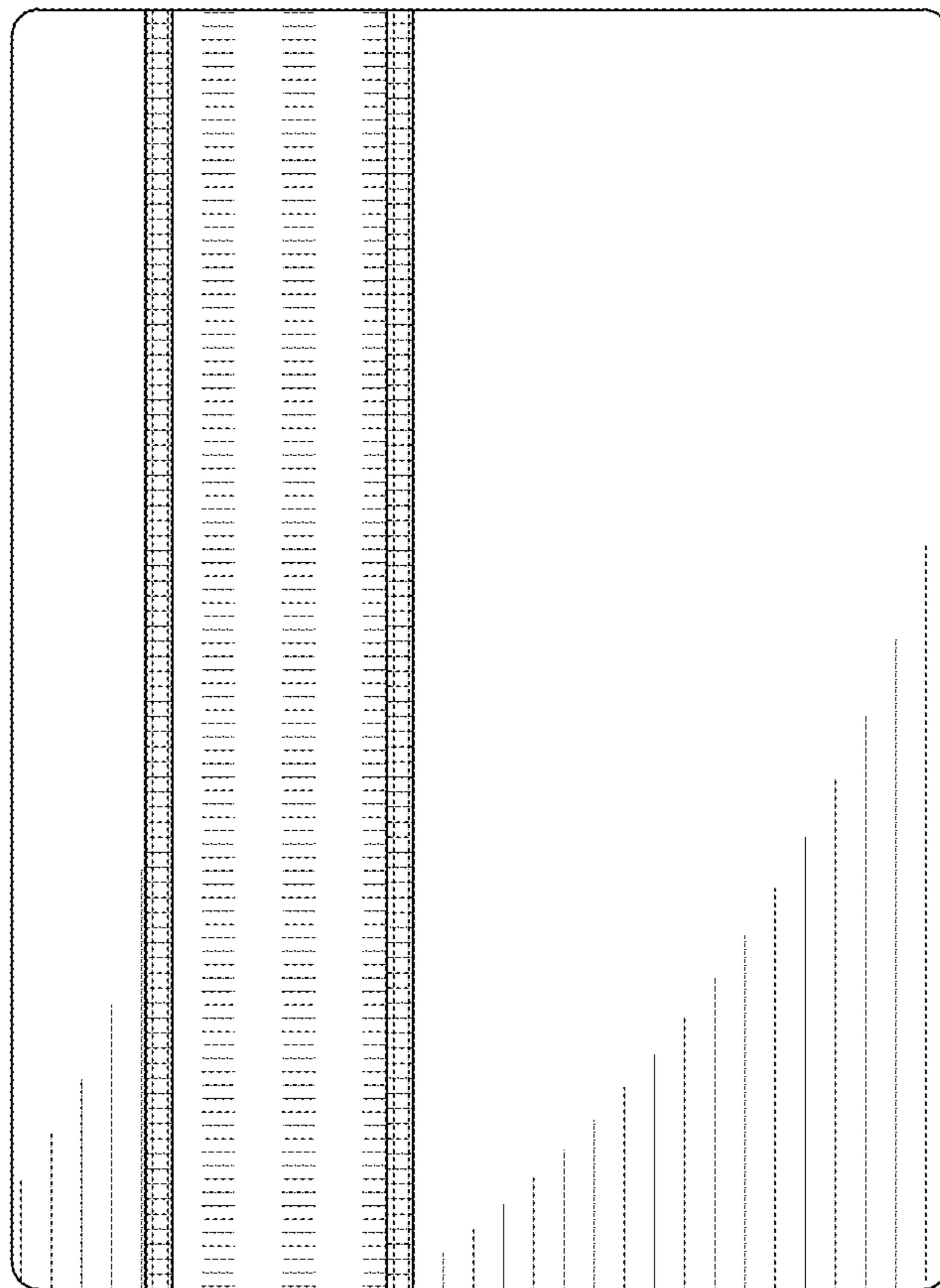


Fig. 4



Fig. 5

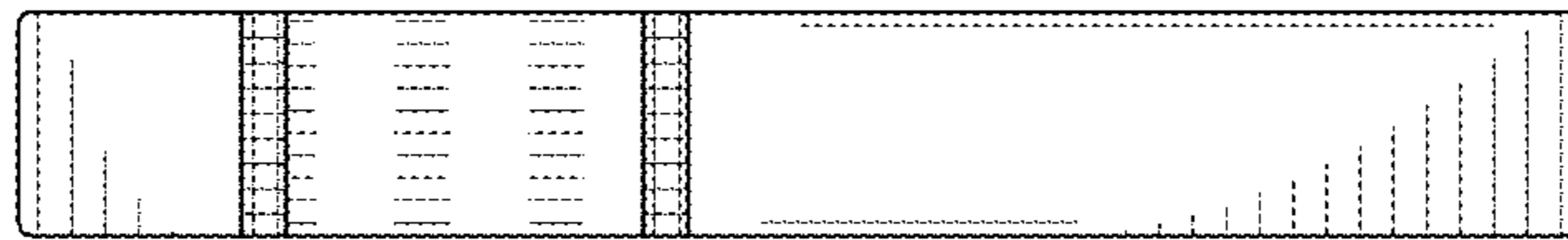
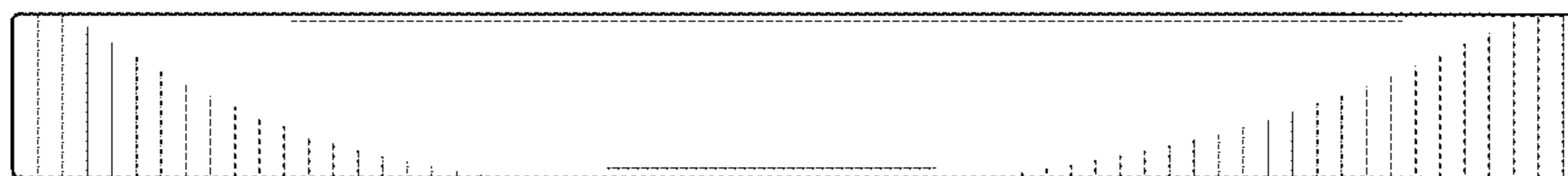


Fig. 6



Fig. 7



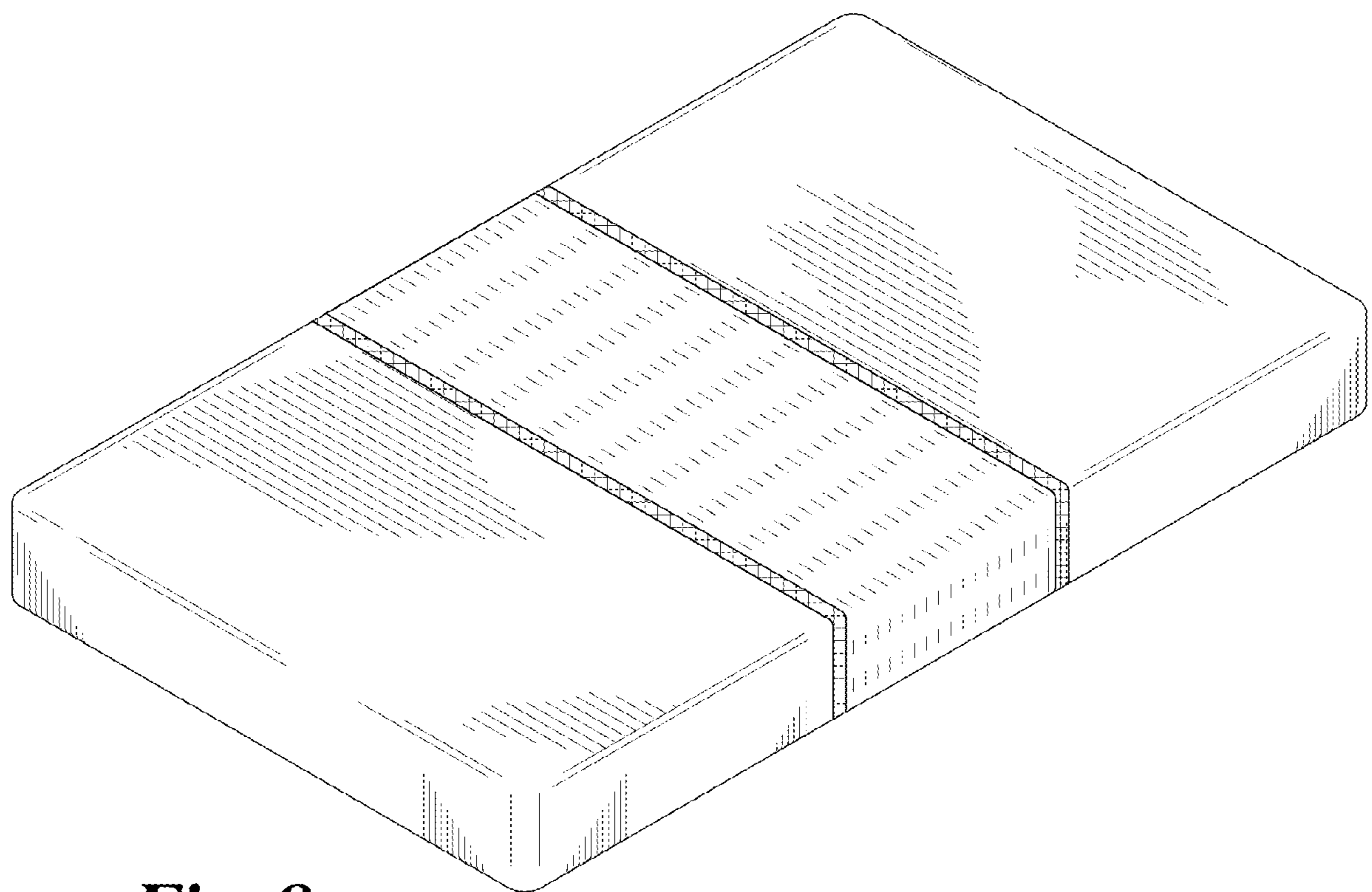


Fig. 8

Fig. 9




Fig. 10




Fig. 11



Fig. 12



Fig. 13

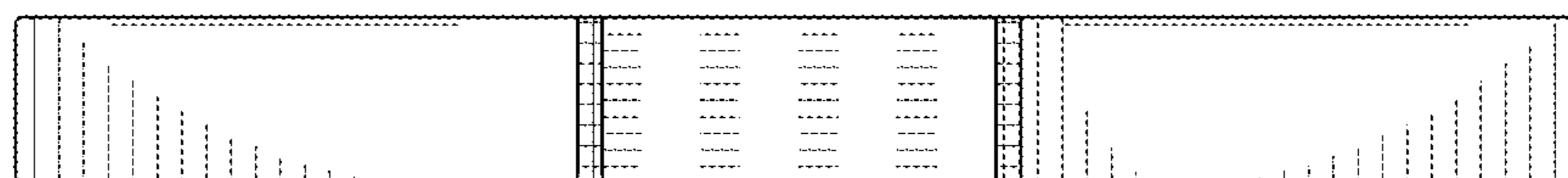


Fig. 14



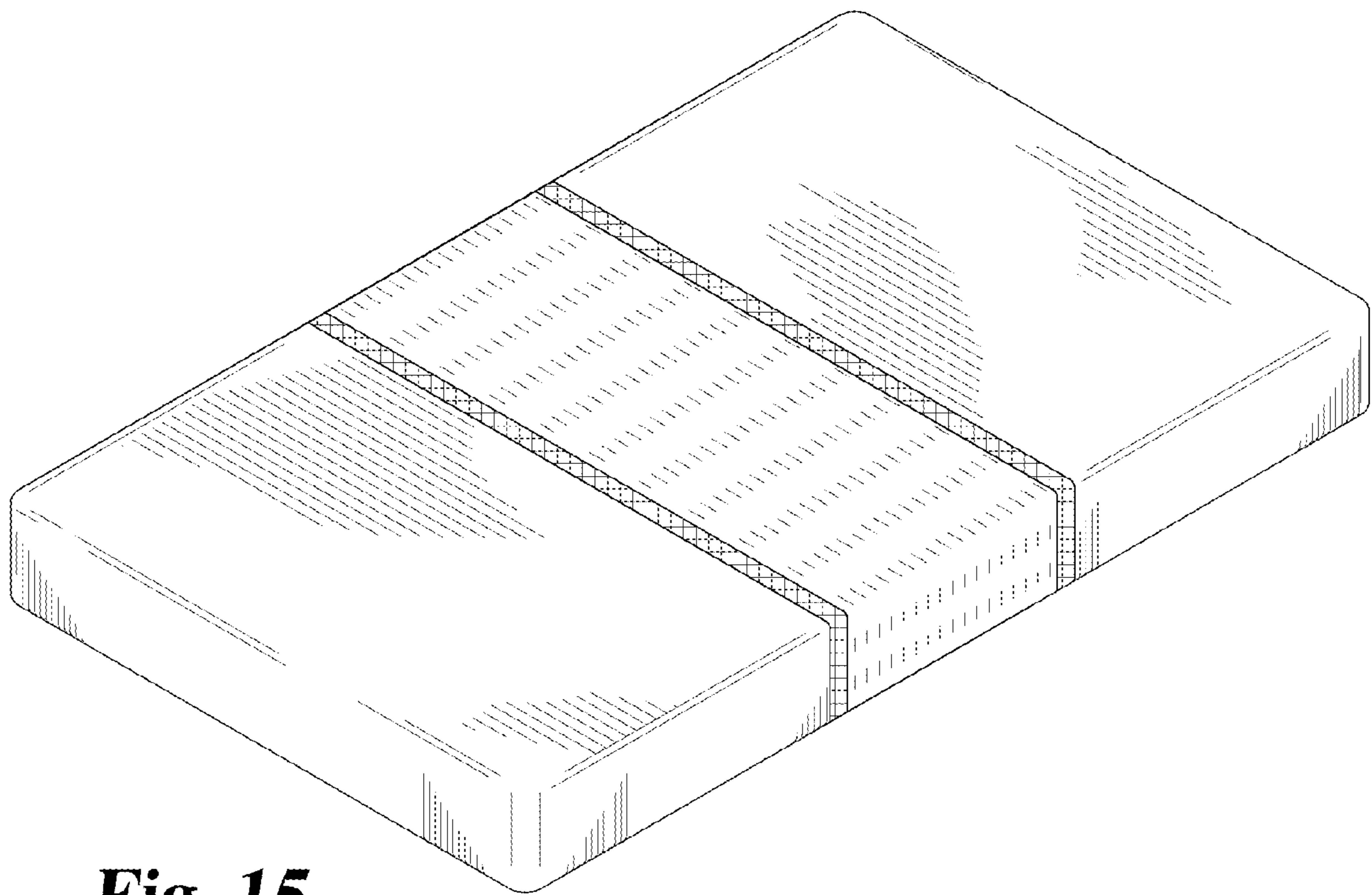


Fig. 15

Fig. 16




Fig. 17




Fig. 18



Fig. 19



Fig. 20



Fig. 21

