



US00D898459S

(12) **United States Design Patent**
Studley

(10) **Patent No.:** **US D898,459 S**

(45) **Date of Patent:** **** Oct. 13, 2020**

- (54) **INFLATABLE CHAIR CUSHION**
- (71) Applicant: **John Studley**, Gloucester, MA (US)
- (72) Inventor: **John Studley**, Gloucester, MA (US)
- (**) Term: **15 Years**
- (21) Appl. No.: **29/675,418**
- (22) Filed: **Jan. 1, 2019**
- (51) **LOC (12) Cl.** **06-09**
- (52) **U.S. Cl.**
USPC **D6/604; D2/829**
- (58) **Field of Classification Search**
USPC D6/595-604; D2/829, 831, 839;
D29/100, 101.1, 101.4; D21/805, 683;
D30/199
CPC .. B63C 9/18; B63C 9/125; B63C 9/00; A41D
15/04; A41D 13/04; A41D 15/00
See application file for complete search history.

5,799,329	A *	9/1998	Hauschild	A41D 15/04 2/102
5,868,463	A	2/1999	MacKenzie	
5,884,331	A *	3/1999	Barajas	A41D 3/08 2/69
6,564,387	B1 *	5/2003	Willoughby	A41D 13/0537 2/69
D478,989	S *	8/2003	Hansen	D24/164
6,929,325	B1	8/2005	Goelo	
7,059,678	B1	6/2006	Taylor	
7,278,978	B1 *	10/2007	Hansen	A61H 9/0078 601/41
8,147,000	B1	4/2012	Drake	
2014/0213128	A1 *	7/2014	Hughes	B63C 9/1255 441/92
2014/0261406	A1 *	9/2014	Fabian	B63C 9/18 128/202.14

* cited by examiner

Primary Examiner — Jennifer L Rempfer

(57) **CLAIM**

I claim the ornamental design for an inflatable chair cushion, as shown and described.

(56) **References Cited**

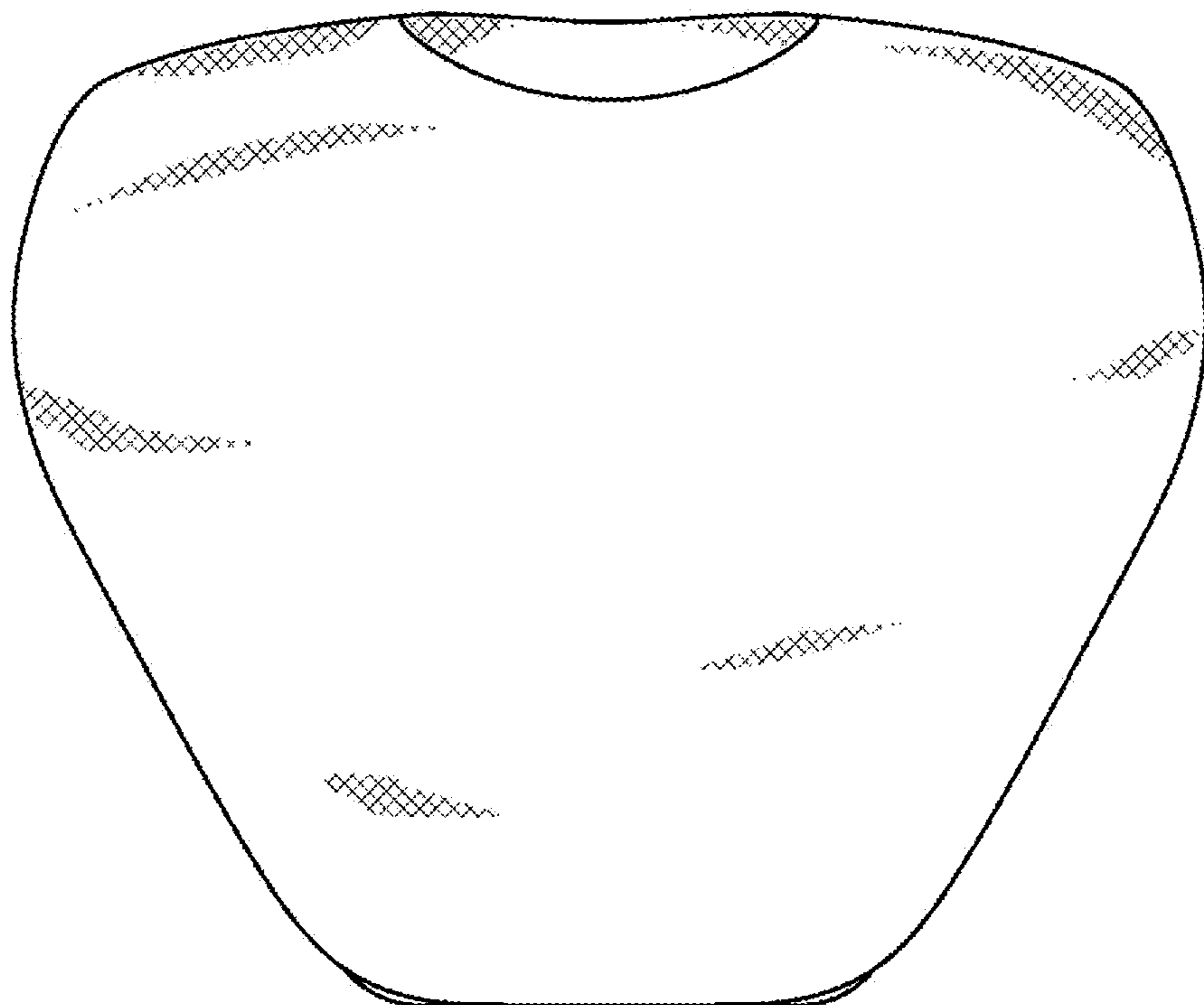
U.S. PATENT DOCUMENTS

3,357,032	A *	12/1967	Worcester	A47C 27/084 441/118
3,848,267	A *	11/1974	DeSpain	A41D 13/04 2/94
4,190,286	A	2/1980	Bentley	
4,516,568	A	5/1985	Baxter	
4,619,481	A	10/1986	Grudzinskas	
4,789,202	A	12/1988	Alter	
5,271,659	A	12/1993	Linkevicz	
D368,524	S	4/1996	Reedus	
D373,168	S *	8/1996	Kahn	D21/805

DESCRIPTION

FIG. 1 is a front view of the inflatable chair cushion.
FIG. 2 is a rear view of the claimed design.
FIG. 3 is a right side view of the claimed design.
FIG. 4 is a left side view of the claimed design.
FIG. 5 is a top view of the claimed design.
FIG. 6 is a bottom view of the claimed design; and,
FIG. 7 is a perspective view of the claimed design.
The broken lines appearing on FIG. 7 of a figure are environmental matter forming no part of the claimed design.

1 Claim, 5 Drawing Sheets



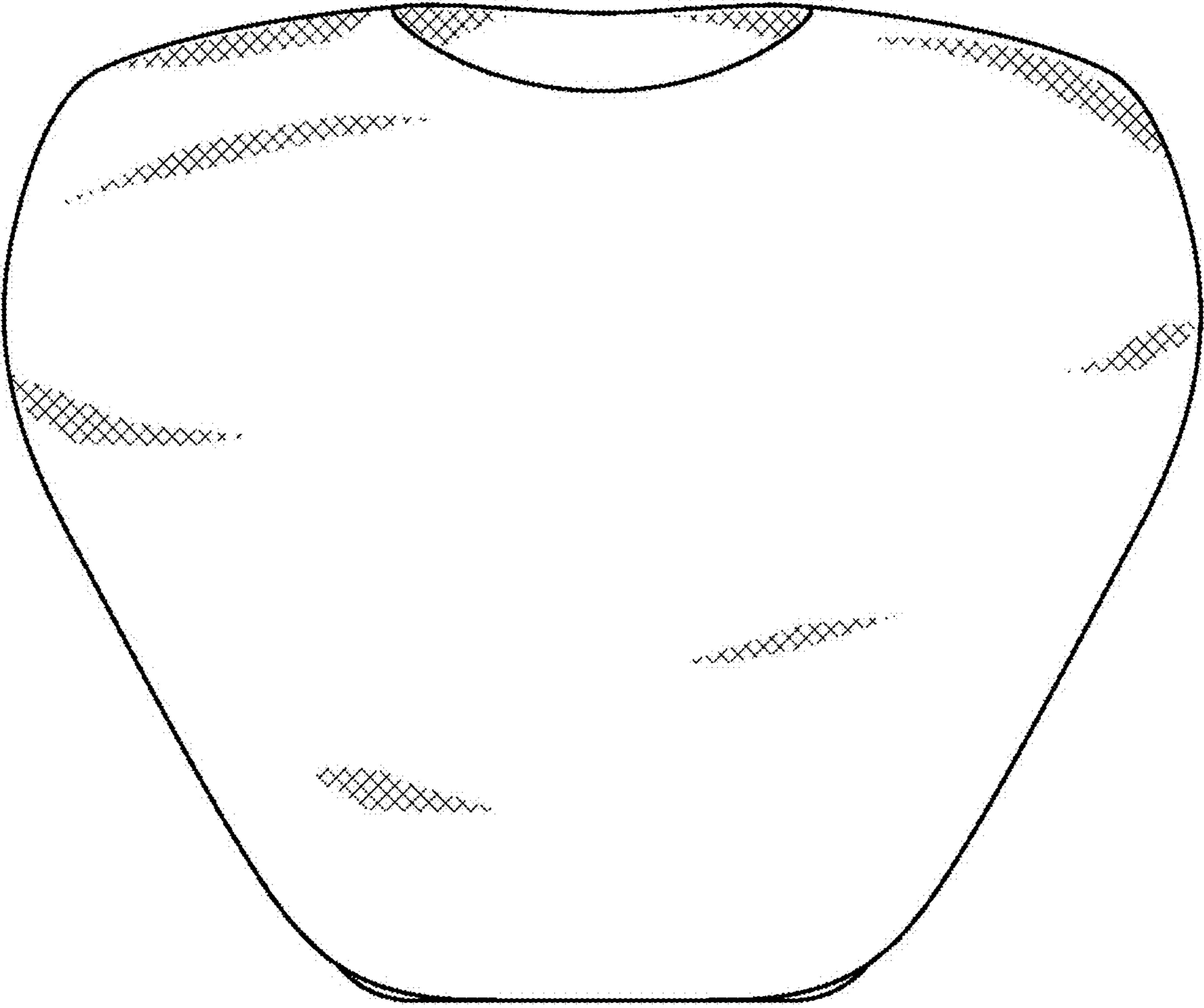


FIG. 1

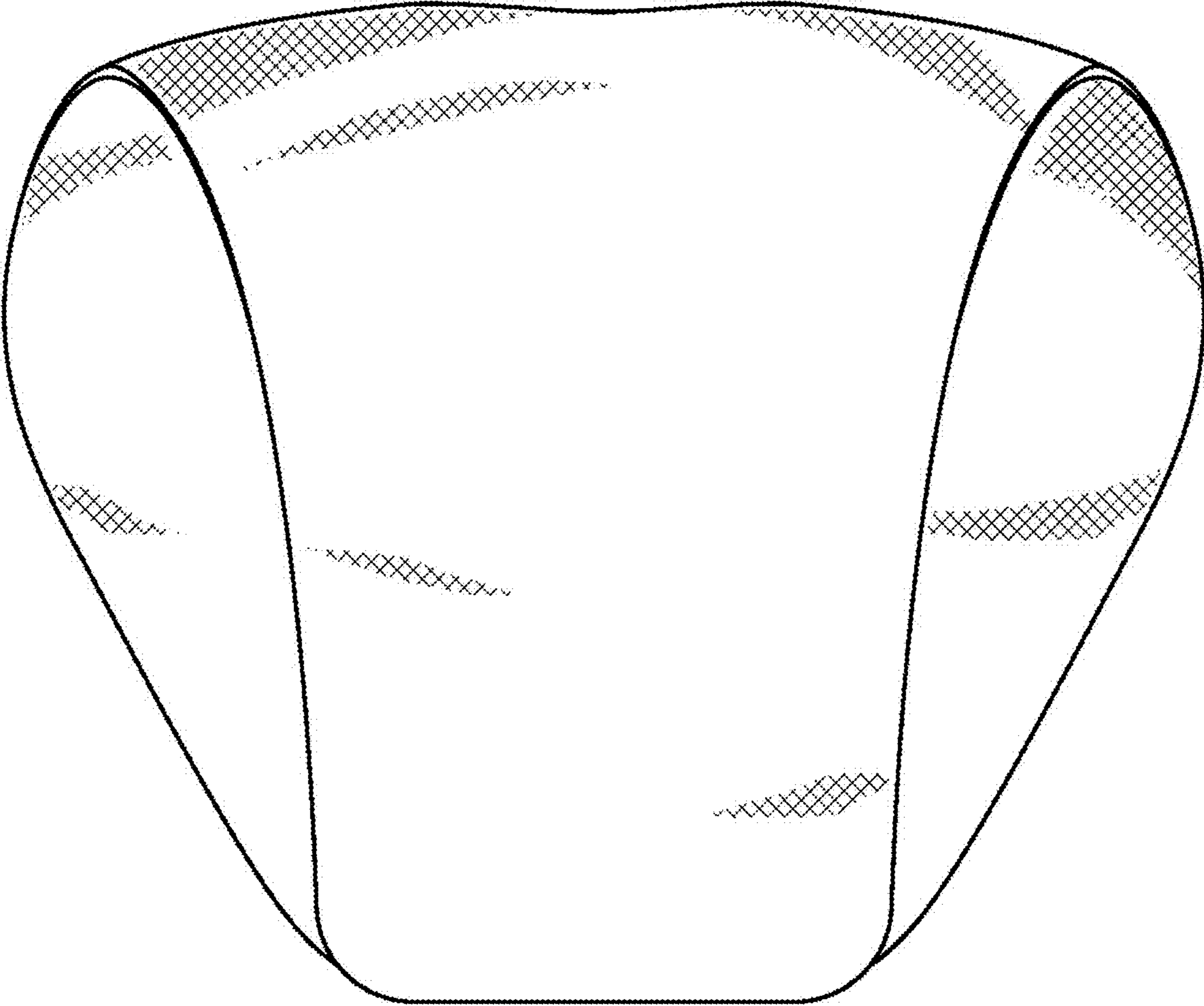


FIG. 2

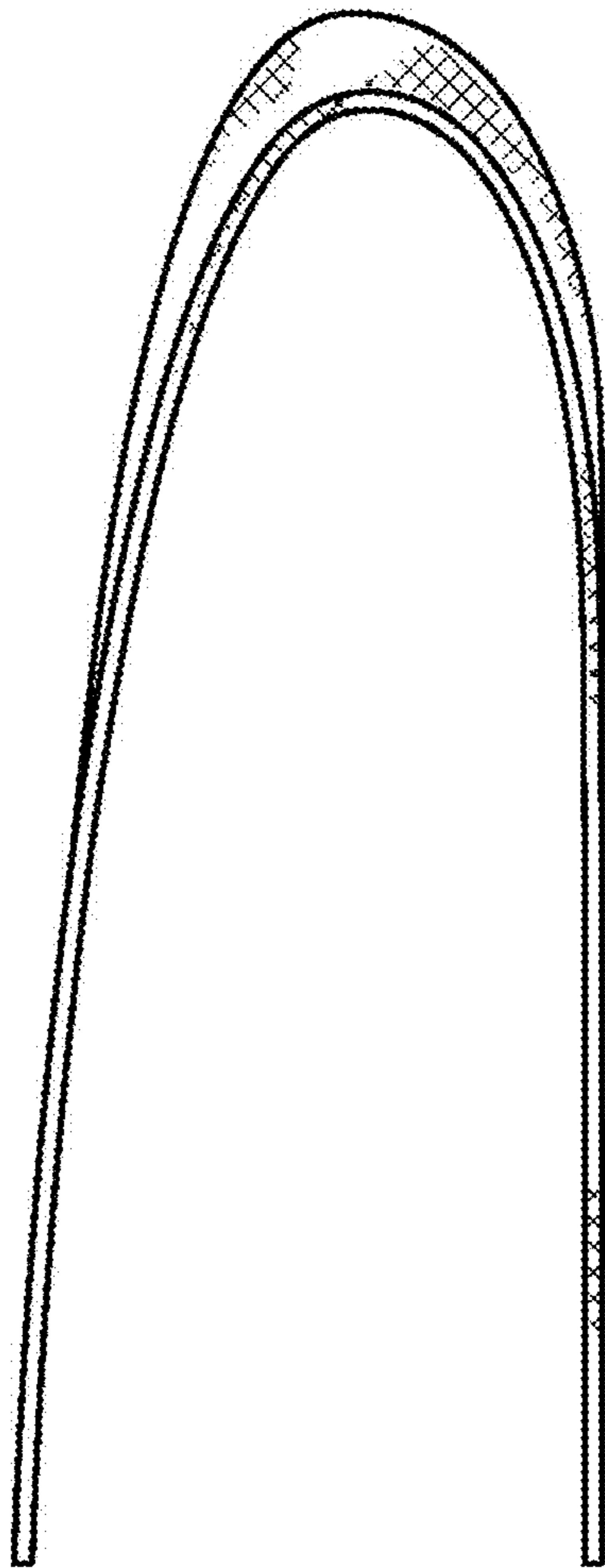


FIG. 3

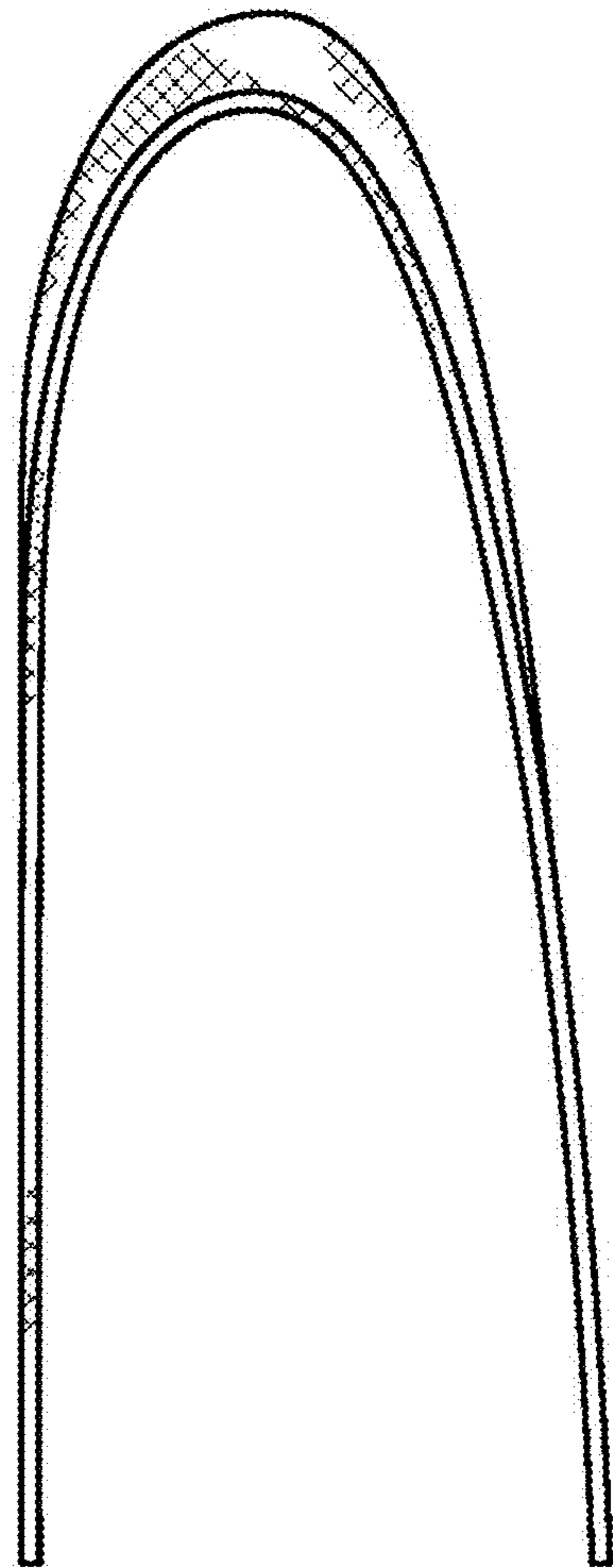


FIG. 4

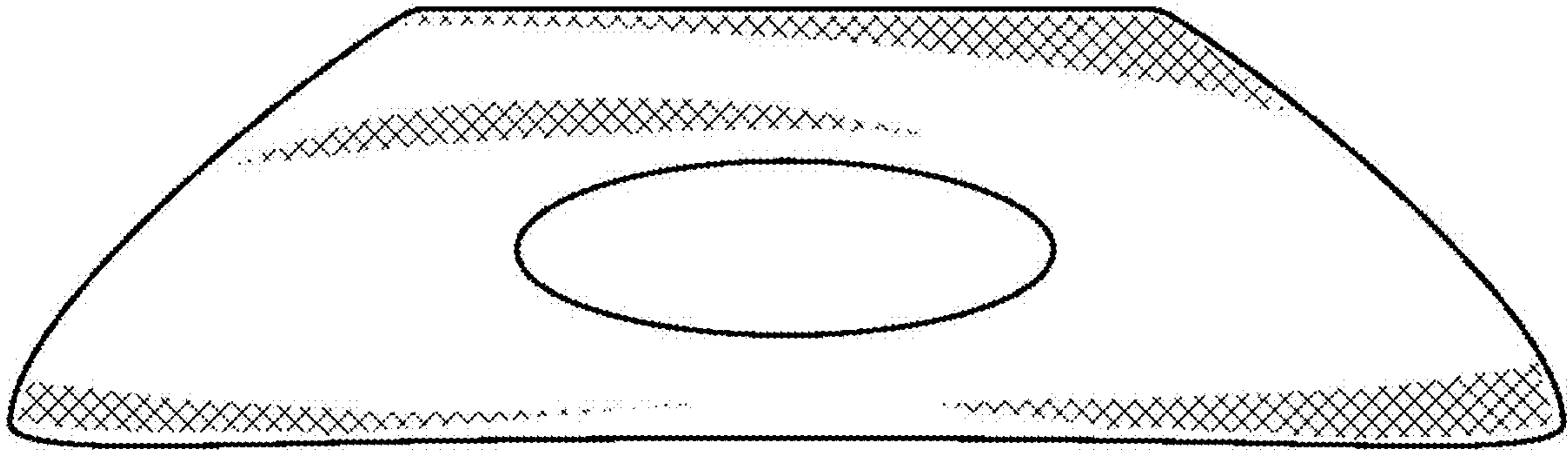


FIG. 5

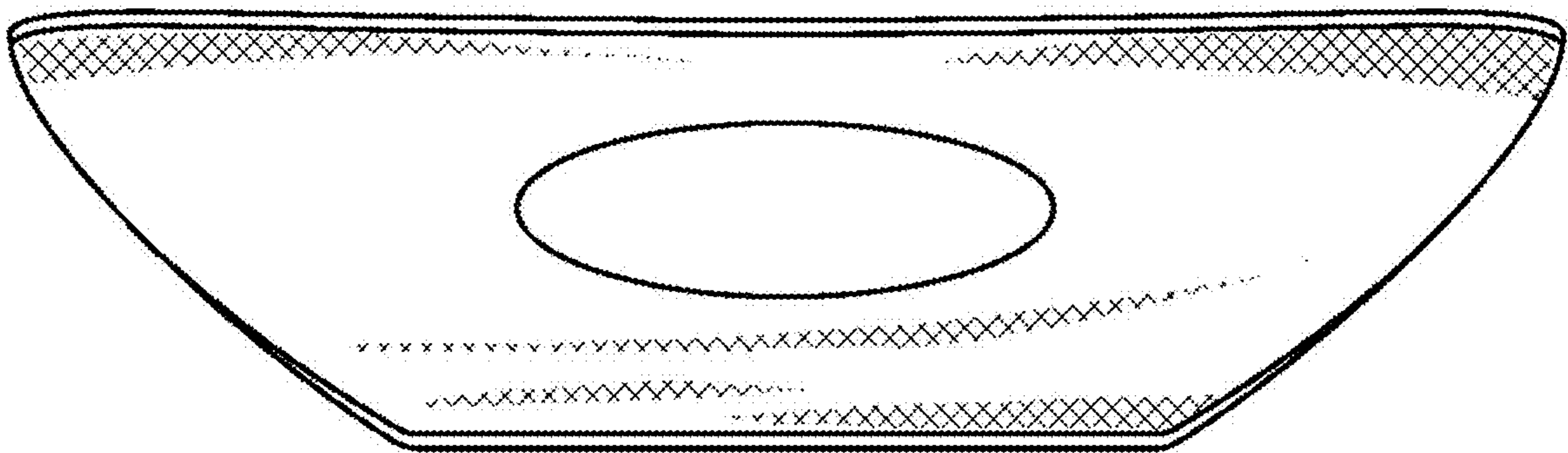


FIG. 6

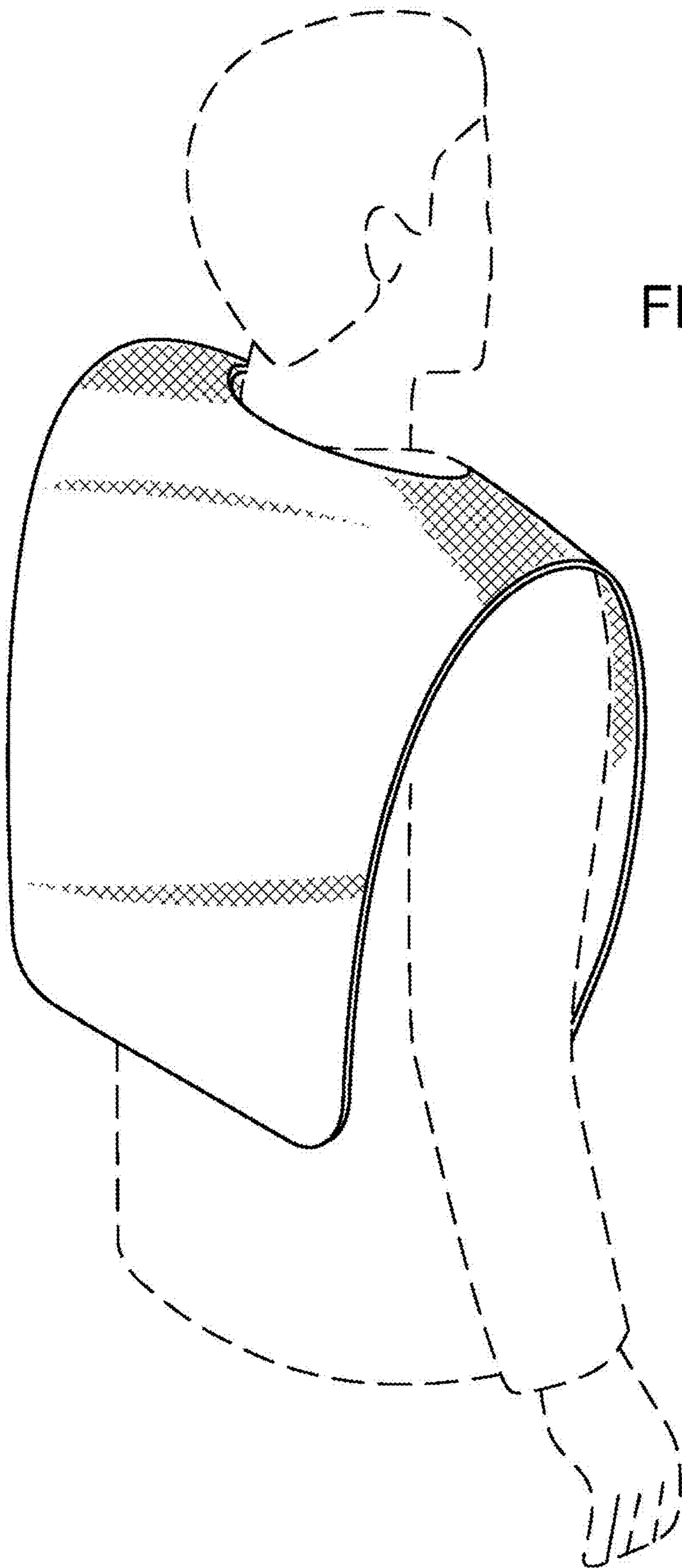


FIG. 7