

US00D898458S

(12) **United States Design Patent**  
**Huang**

(10) **Patent No.:** **US D898,458 S**

(45) **Date of Patent:** **\*\* Oct. 13, 2020**

- (54) **INFLATABLE MATTRESS**
- (71) Applicant: **Jianqiang Huang**, GuangDong (CN)
- (72) Inventor: **Jianqiang Huang**, GuangDong (CN)
- (\*\*) Term: **15 Years**
- (21) Appl. No.: **29/672,045**
- (22) Filed: **Dec. 3, 2018**
- (51) **LOC (12) Cl.** ..... **06-09**
- (52) **U.S. Cl.**  
USPC ..... **D6/604**
- (58) **Field of Classification Search**  
USPC ..... D6/582-583, 587-592, 595-609,  
D6/617-622; D21/803-809; D24/183  
CPC ..... A47G 9/00; A47G 2009/001; A47G  
2009/002; A47G 2009/003; A47G  
2009/005; A47G 2009/006; A47G 9/02;  
A47G 9/0207; A47G 9/0215; A47G  
9/0223; A47G 9/023; A47G 9/0238;  
A47G 9/0246; A47G 9/0253; A47G  
9/0261; A47G 9/06; A47G 9/062; A47G  
9/066; A47G 9/068; A47G 9/08; A47G  
2009/0276; A47G 9/0284; A47G 9/0292;  
A47G 9/04; A47G 9/10  
See application file for complete search history.

(56) **References Cited**  
U.S. PATENT DOCUMENTS

- D315,188 S \* 3/1991 Thomas ..... D21/809
- D356,918 S \* 4/1995 Marshburn ..... D5/52

- D414,365 S \* 9/1999 Hsu ..... D21/803
- D490,635 S \* 6/2004 Boso ..... D6/604
- 7,353,555 B2 \* 4/2008 Lau ..... A47C 27/081  
5/706
- 9,247,827 B2 \* 2/2016 Lin ..... A47C 27/081
- D823,028 S \* 7/2018 Lin ..... D6/604
- 2003/0188388 A1 \* 10/2003 Boso ..... A47C 27/082  
5/710
- 2007/0124864 A1 \* 6/2007 Lau ..... A47C 27/081  
5/711
- 2015/0096126 A1 \* 4/2015 Chai ..... A47C 27/081  
5/706
- 2017/0273472 A1 \* 9/2017 Liu ..... A47C 31/001

\* cited by examiner

*Primary Examiner* — Jennifer L Rempfer

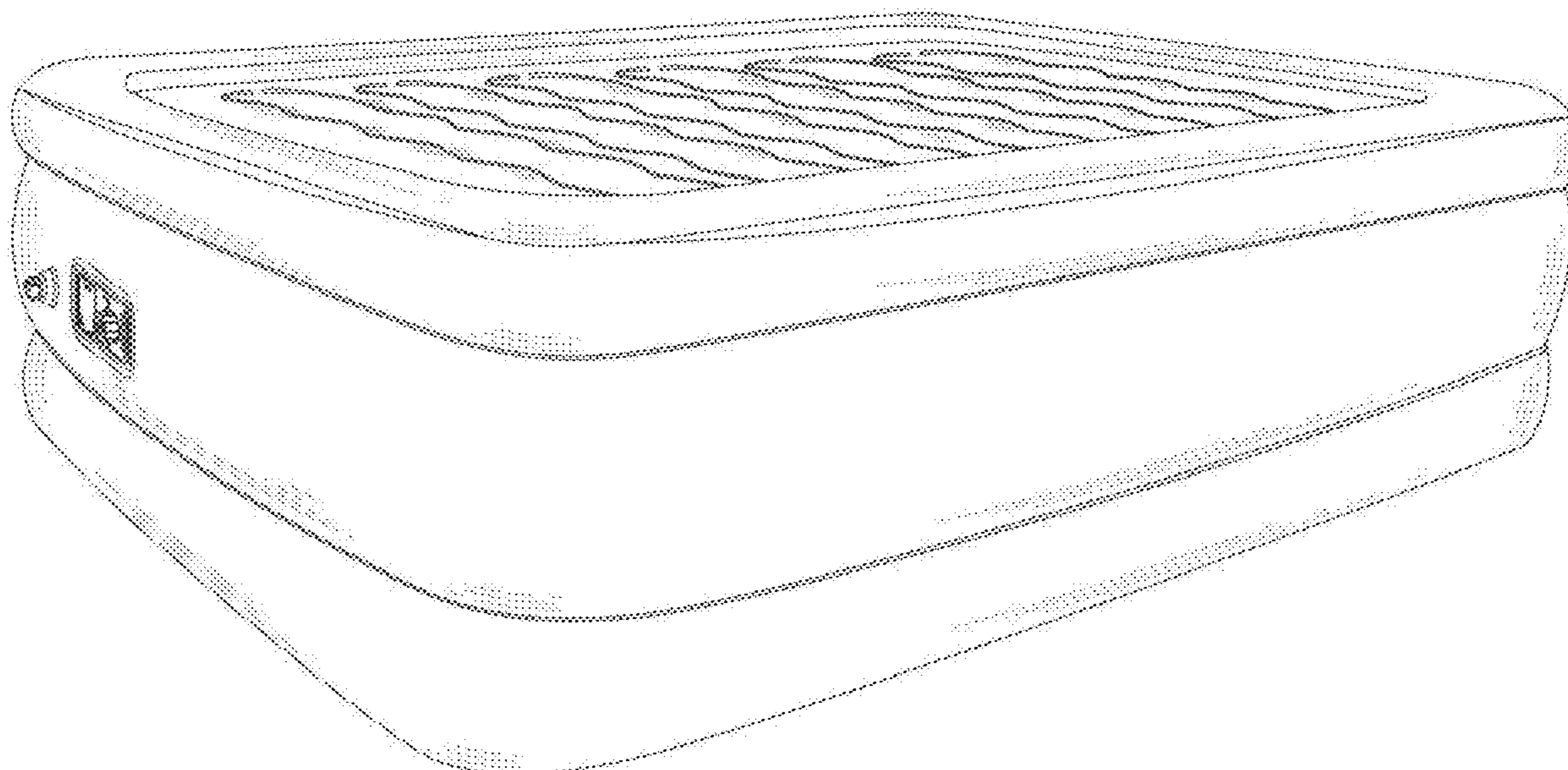
(57) **CLAIM**

The ornamental design for a inflatable mattress, as shown and described.

**DESCRIPTION**

FIG. 1 is a perspective view of a inflatable mattress showing my new design;  
 FIG. 2 is a front elevation view thereof;  
 FIG. 3 is a rear elevation view thereof;  
 FIG. 4 is a left side elevation view thereof;  
 FIG. 5 is a right side elevation view thereof;  
 FIG. 6 is a top plan view thereof; and,  
 FIG. 7 is a bottom plan view thereof.

**1 Claim, 7 Drawing Sheets**



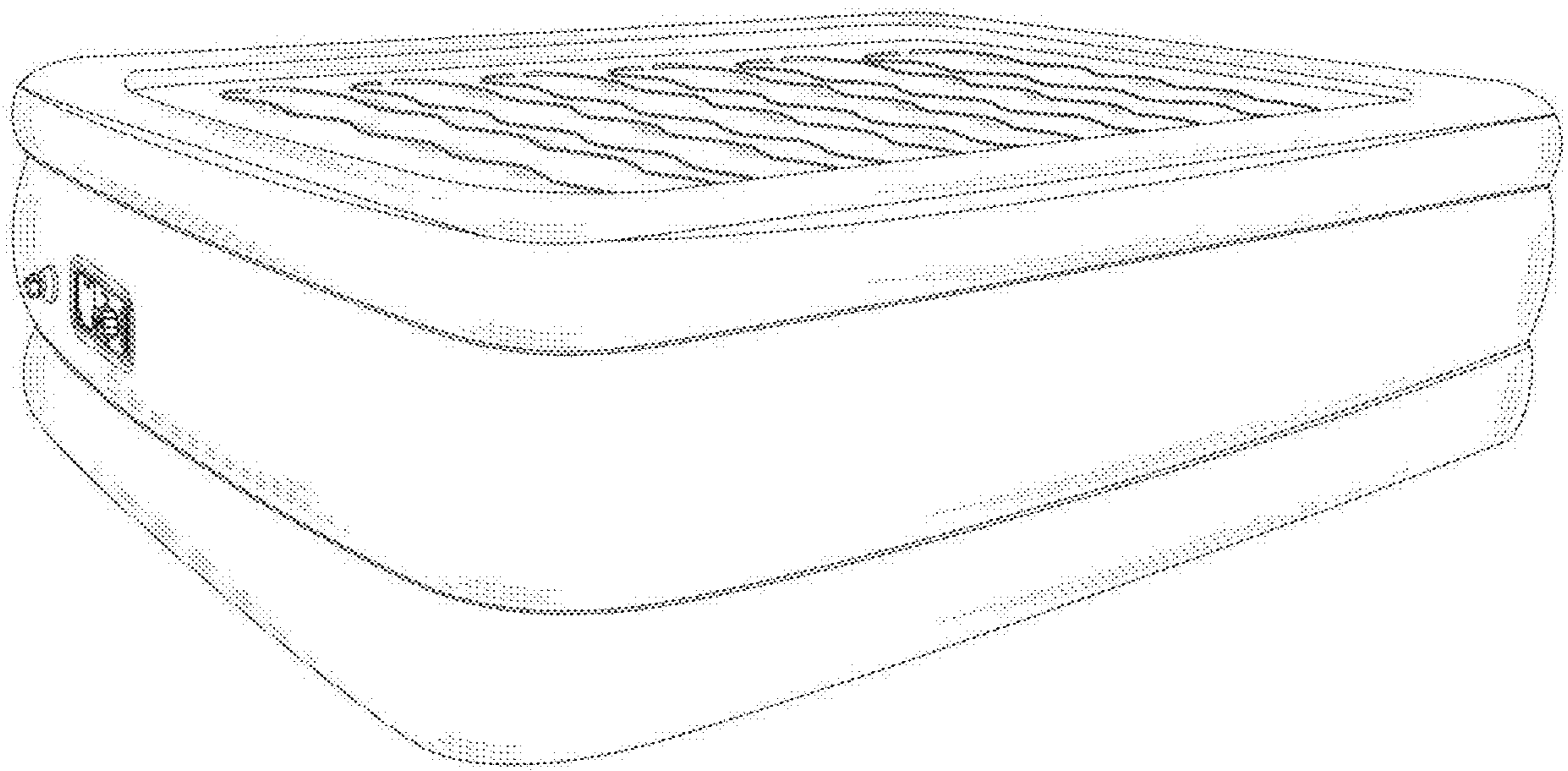


FIG.1

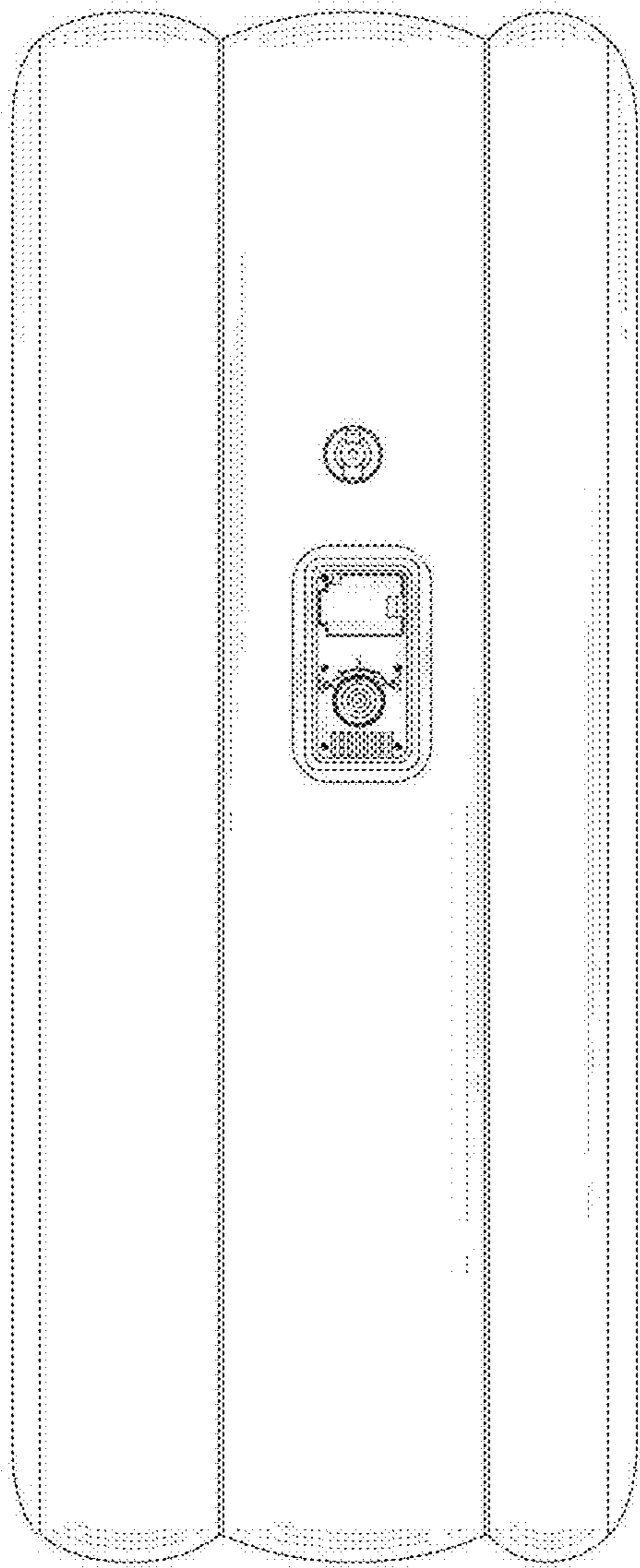


FIG. 2




FIG.3






FIG.4




FIG.5




FIG.6




FIG.7