

US00D898443S

(12) **United States Design Patent** (10) **Patent No.:** **US D898,443 S**  
**Romano** (45) **Date of Patent:** **\*\* Oct. 13, 2020**

(54) **LEG PILLOW CUSHION**  
(71) Applicant: **ONTEL PRODUCTS CORPORATION**, Fairfield, NJ (US)  
(72) Inventor: **Matthew Romano**, Maplewood, NJ (US)  
(73) Assignee: **ONTEL PRODUCTS CORPORATION**, Fairfield, NJ (US)

(\*\*) Term: **15 Years**

(21) Appl. No.: **29/694,311**

(22) Filed: **Jun. 10, 2019**

(51) **LOC (12) Cl.** ..... **06-09**

(52) **U.S. Cl.**  
USPC ..... **D6/601**

(58) **Field of Classification Search**  
USPC ..... D6/595-601, 604, 606; D24/183, 190; D21/803, 809  
CPC .... A47C 20/00; A47C 20/021; A47D 15/001; A47D 15/008; A47G 9/00; A47G 9/10  
See application file for complete search history.

(56) **References Cited**

**U.S. PATENT DOCUMENTS**

1,890,358 A	12/1932	Barcalo	
D319,751 S	9/1991	Hoff	
5,216,771 A	6/1993	Hoff	
D371,035 S	6/1996	Davis	
5,682,633 A	11/1997	Davis	
5,768,725 A	6/1998	Brenn	
D400,304 S *	10/1998	Stankovic	D28/57
5,926,879 A	7/1999	Davis	
D448,228 S	9/2001	Davis et al.	
6,490,742 B2	12/2002	Hall et al.	
6,578,218 B2	6/2003	Wassilefsky	
D521,301 S	5/2006	Dickson	
7,568,248 B2	8/2009	Nakayama	

D615,794 S	5/2010	Jorgensen et al.	
8,671,482 B2 *	3/2014	Willingham	A47C 7/029 5/653
D734,545 S *	7/2015	Cantu	D28/57
D754,990 S *	5/2016	Velasquez	D6/601
9,623,202 B2	4/2017	Davis et al.	
D793,768 S *	8/2017	Goddard	D6/601
D828,702 S *	9/2018	Chen	D6/601
D846,312 S *	4/2019	Davis	D6/601
D851,961 S *	6/2019	Rifelj	D6/601
D885,589 S *	5/2020	Marcil	D24/190
2002/0088057 A1	7/2002	Wassilefsky	
2002/0092098 A1	7/2002	Michalow	
2002/0095731 A1	7/2002	Hall et al.	
2008/0092297 A1	4/2008	Davis et al.	
2012/0060292 A9	3/2012	Davis	

(Continued)

**FOREIGN PATENT DOCUMENTS**

CN	201888590 U	7/2011
CN	202821938 U	3/2013

(Continued)

*Primary Examiner* — Jennifer L Rempfer  
(74) *Attorney, Agent, or Firm* — Dickinson Wright, PLLC

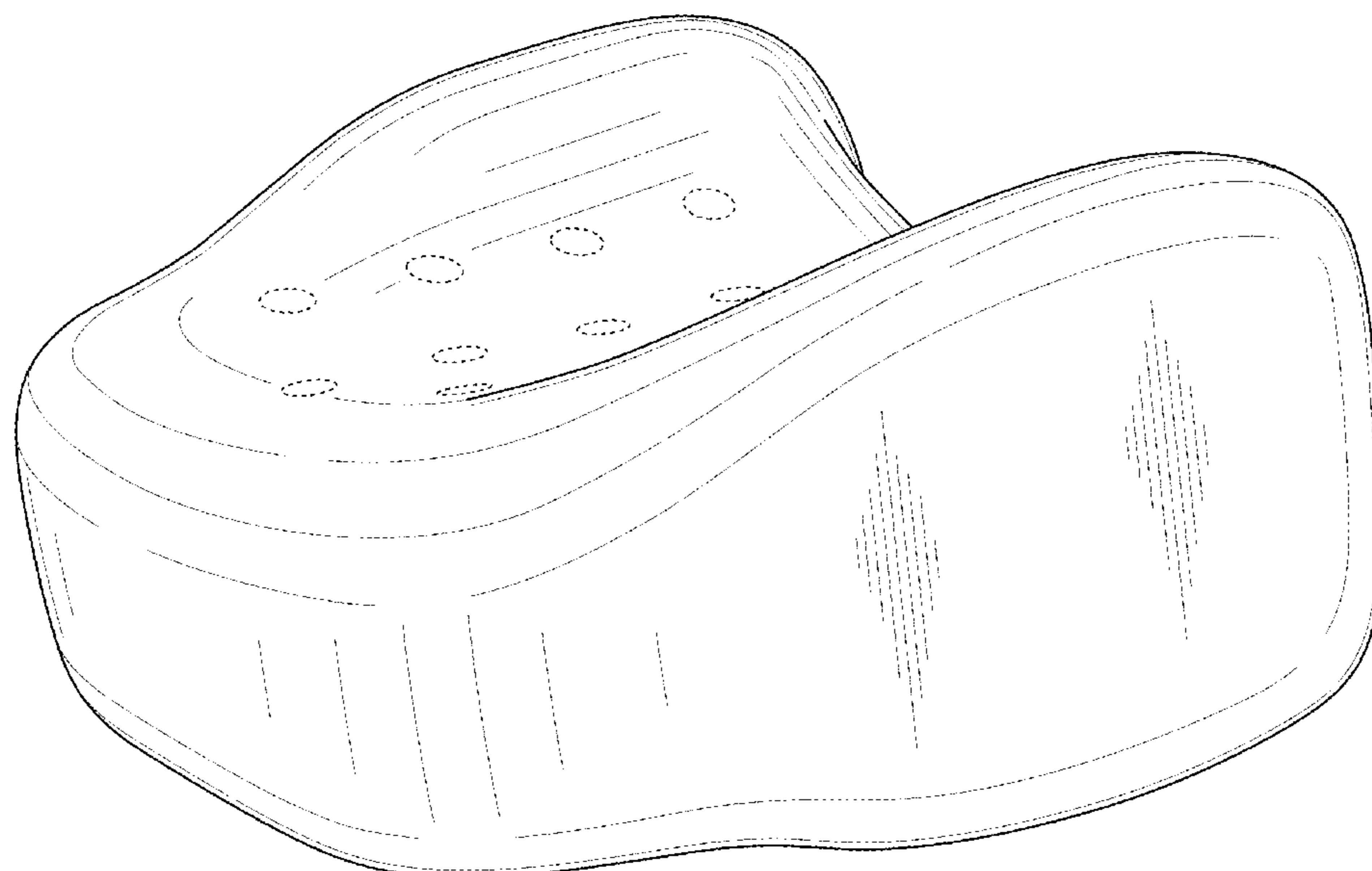
(57) **CLAIM**

The ornamental design for a leg pillow cushion, as shown and described.

**DESCRIPTION**

FIG. 1 is a perspective view of the leg pillow cushion; FIG. 2 is a top view of the leg pillow cushion; FIG. 3 is a left side view of the leg pillow cushion; FIG. 4 is a right side view of the leg pillow cushion; FIG. 5 is a bottom view of the leg pillow cushion; FIG. 6 is a back view of the leg pillow cushion; and, FIG. 7 is a front view of the leg pillow cushion. The broken lines in the drawings illustrate portions of the leg pillow cushion that form no part of the claimed design.

**1 Claim, 7 Drawing Sheets**



(56)

**References Cited**

U.S. PATENT DOCUMENTS

2015/0265793 A1 9/2015 Davis et al.  
2017/0119624 A1\* 5/2017 Kim ..... A47C 20/021  
2019/0231099 A1 8/2019 Davis et al.

FOREIGN PATENT DOCUMENTS

EP 005490562-0001 9/2018  
EP 005490562-0002 9/2018  
EP 005490562-0003 9/2018  
WO 2019147707 A1 8/2019

\* cited by examiner

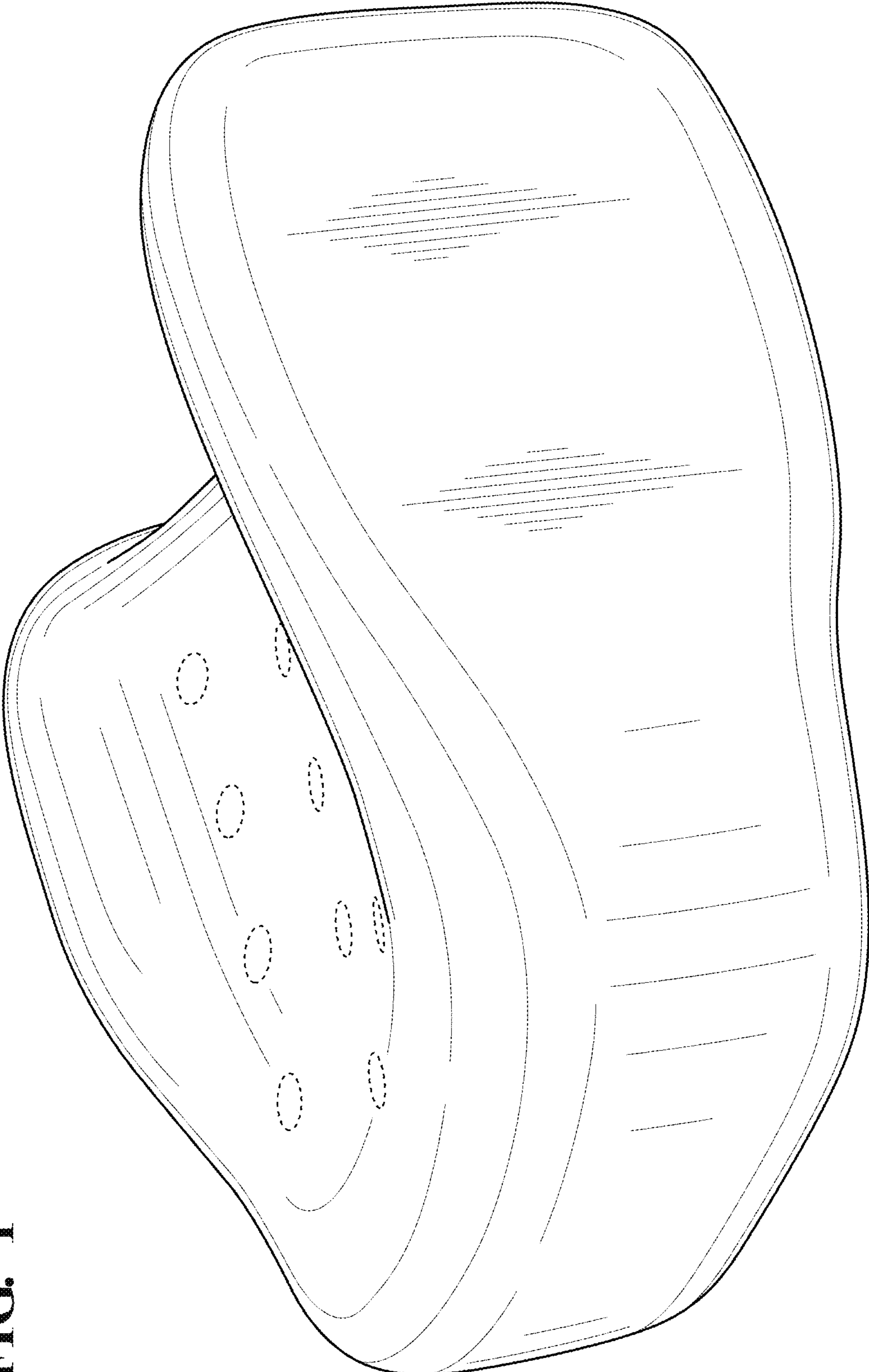


FIG. 1

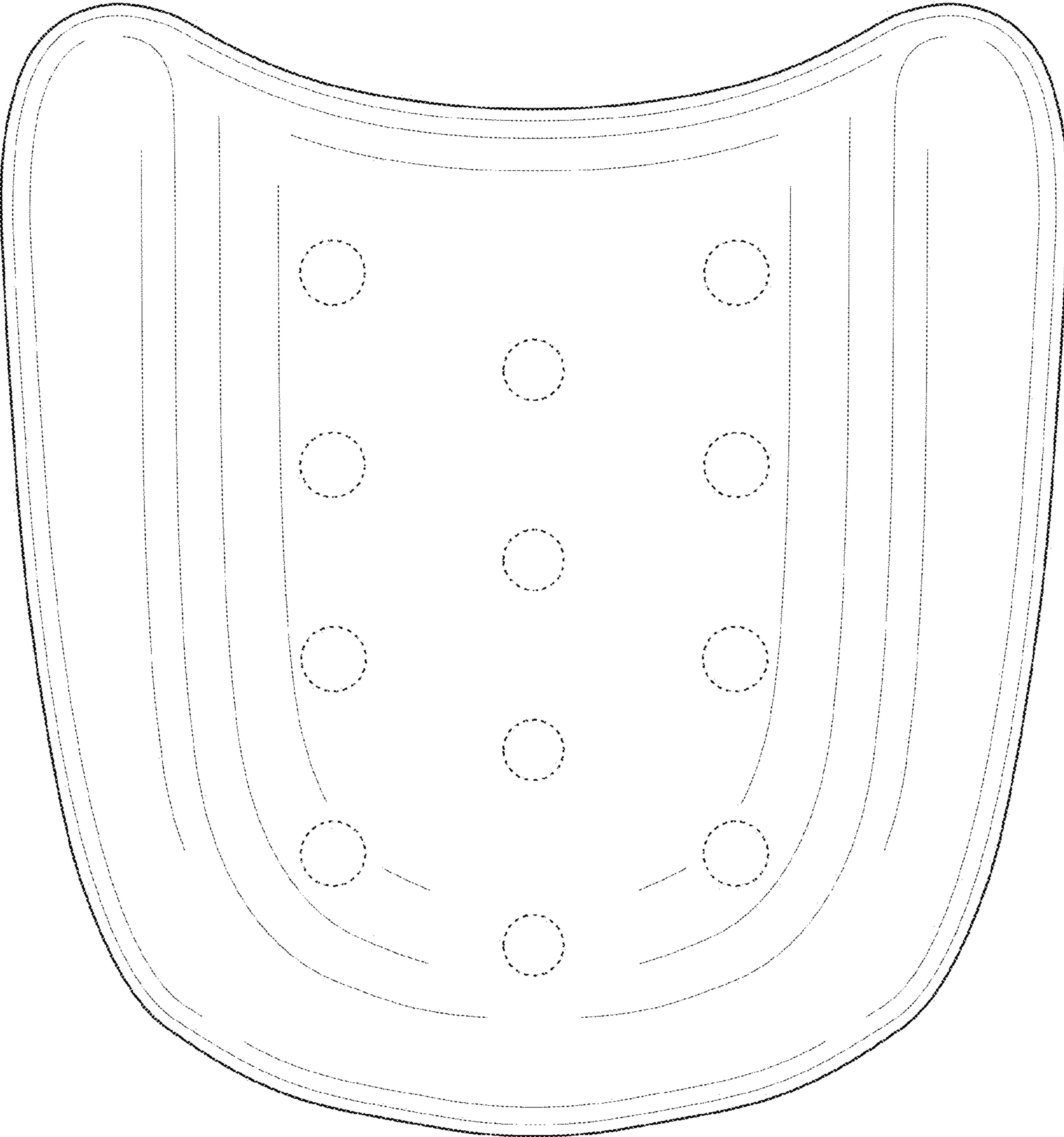
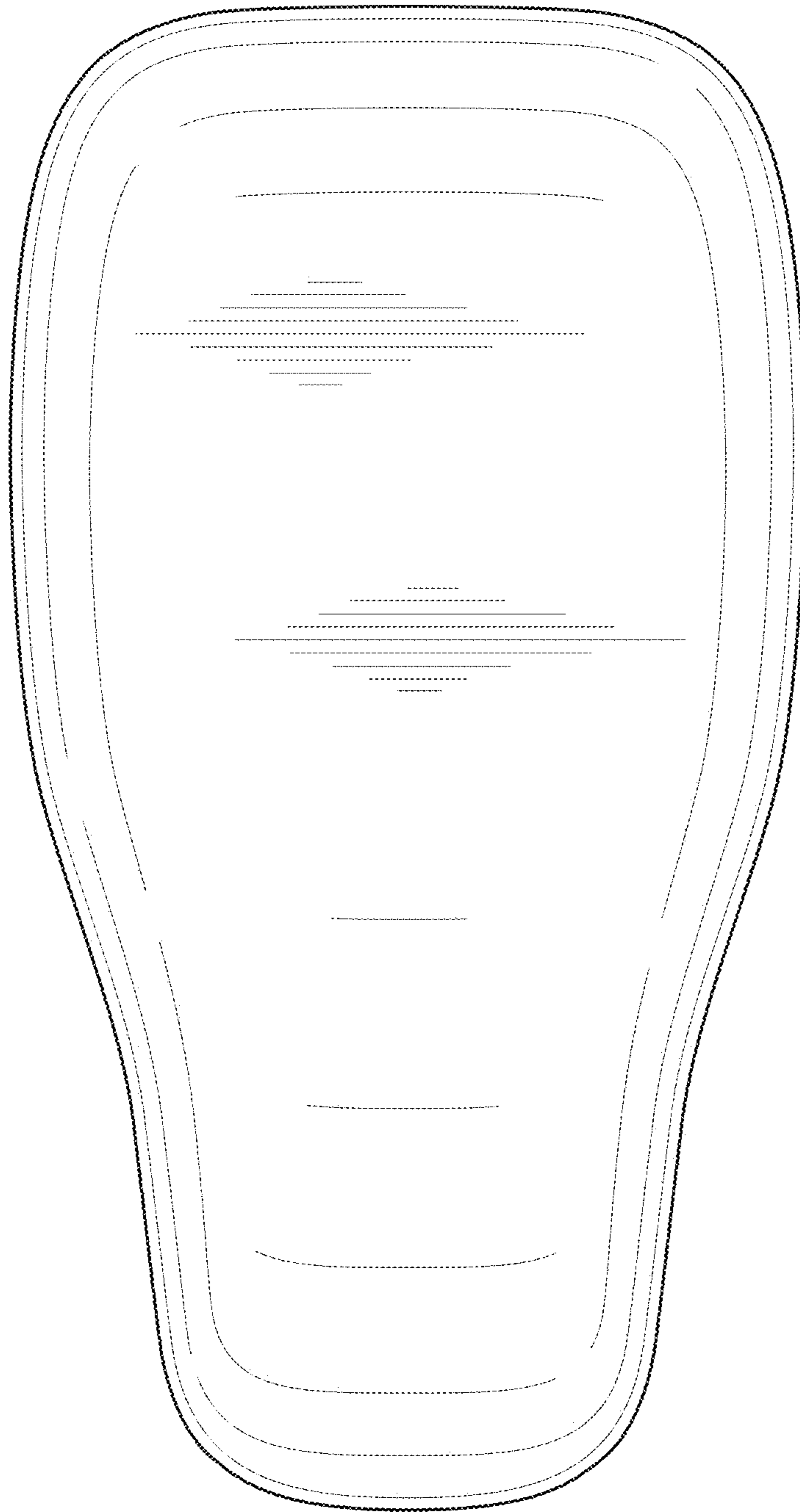
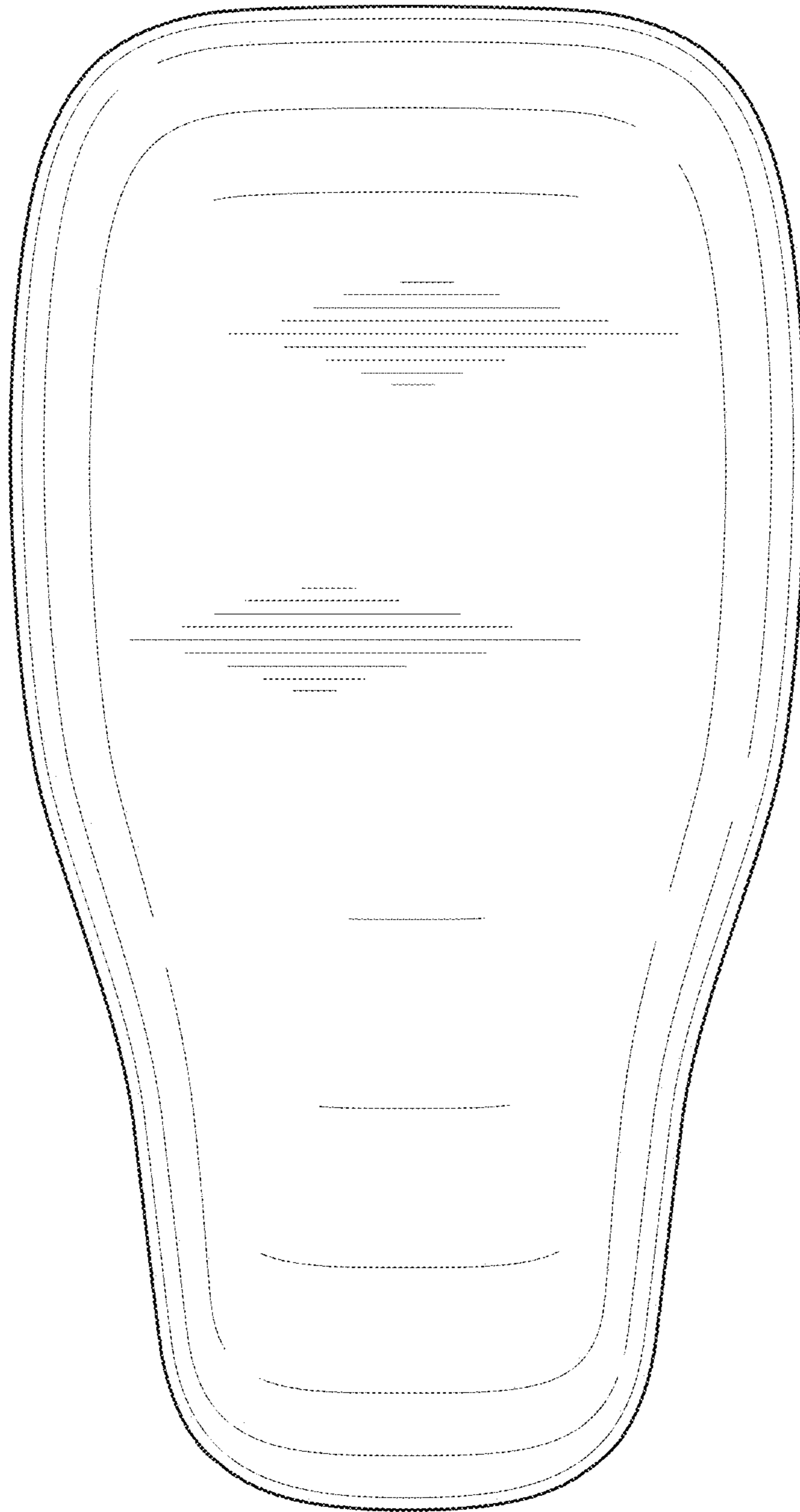


FIG. 2



**FIG. 3**



**FIG. 4**

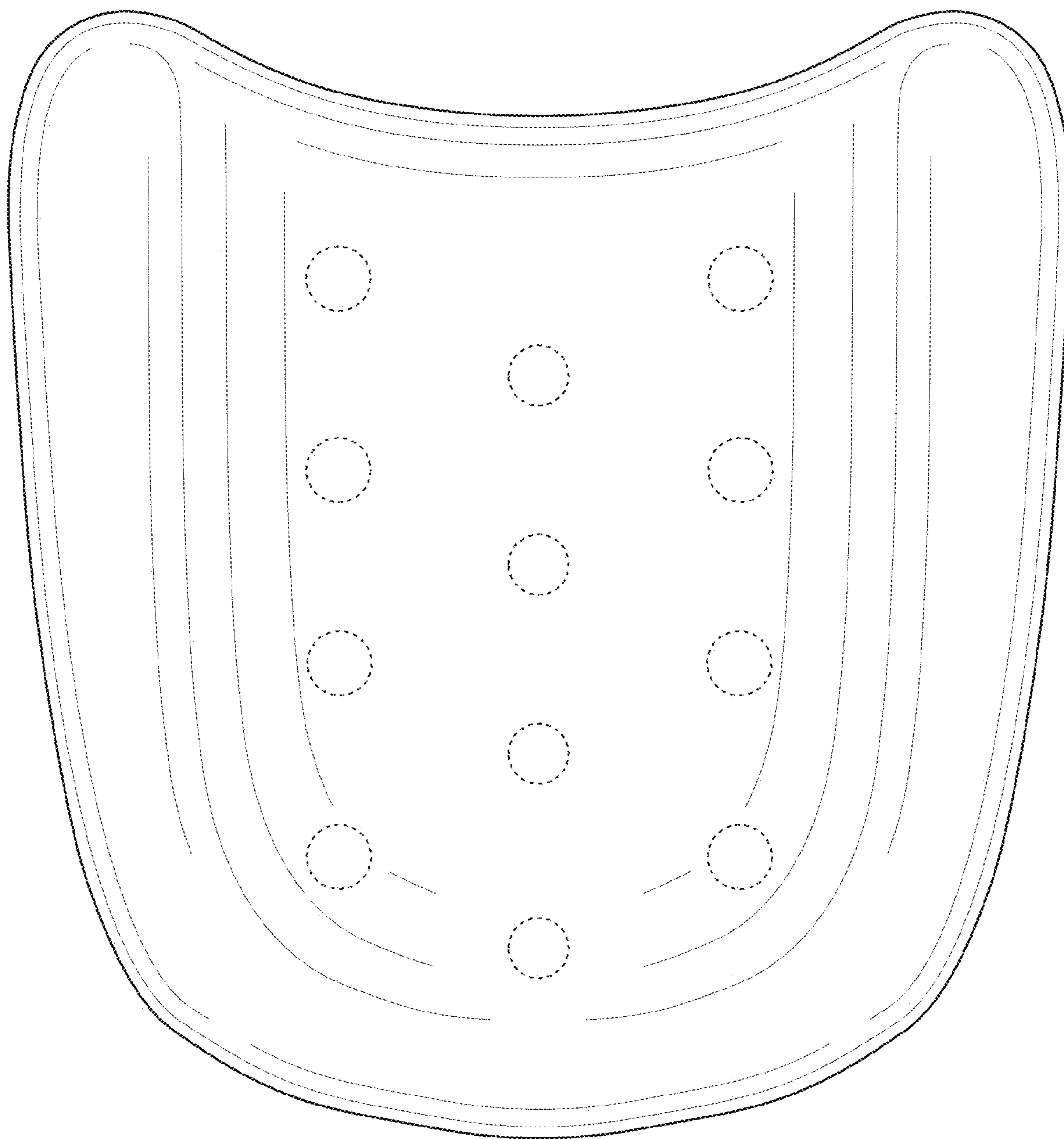
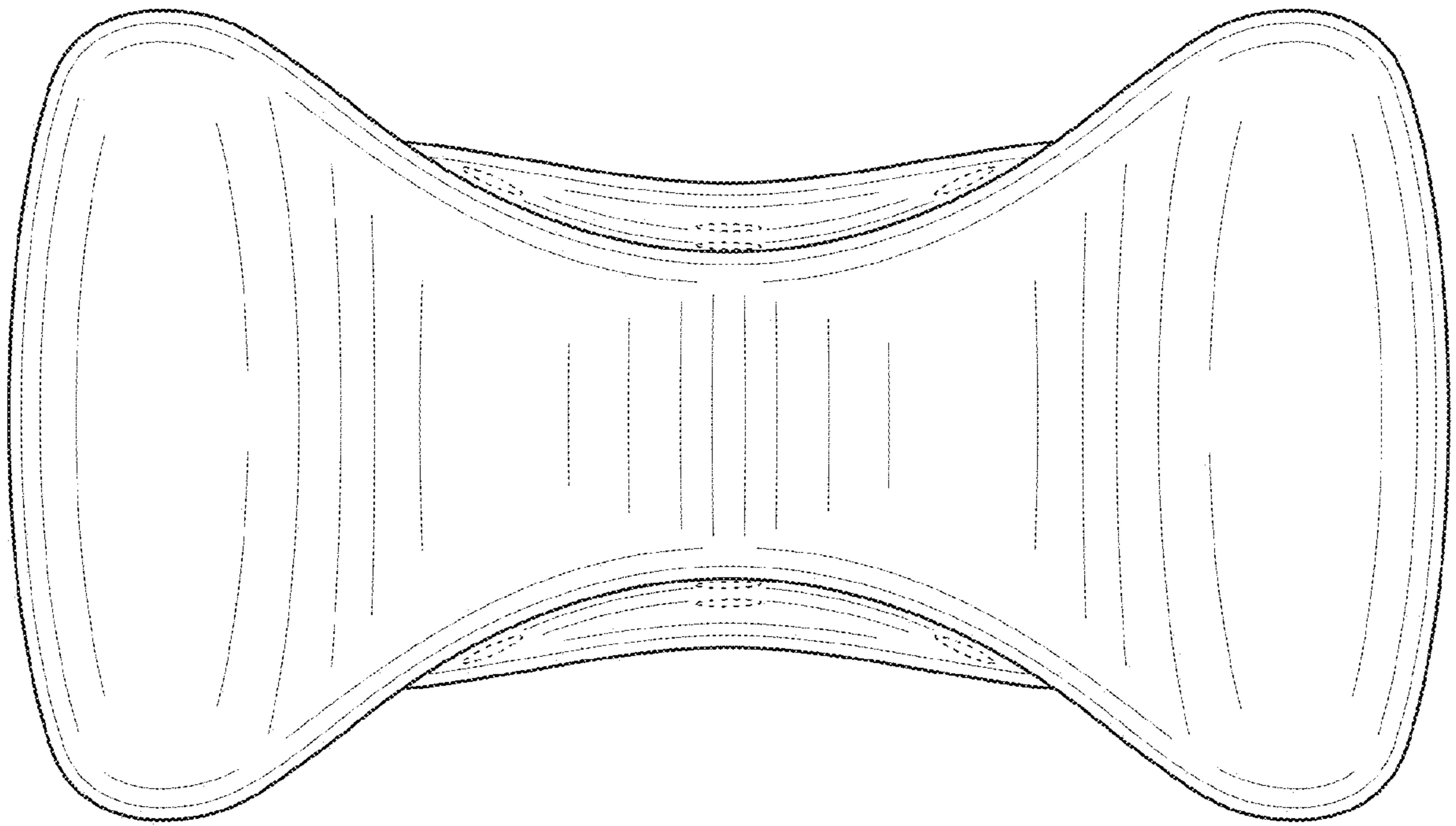
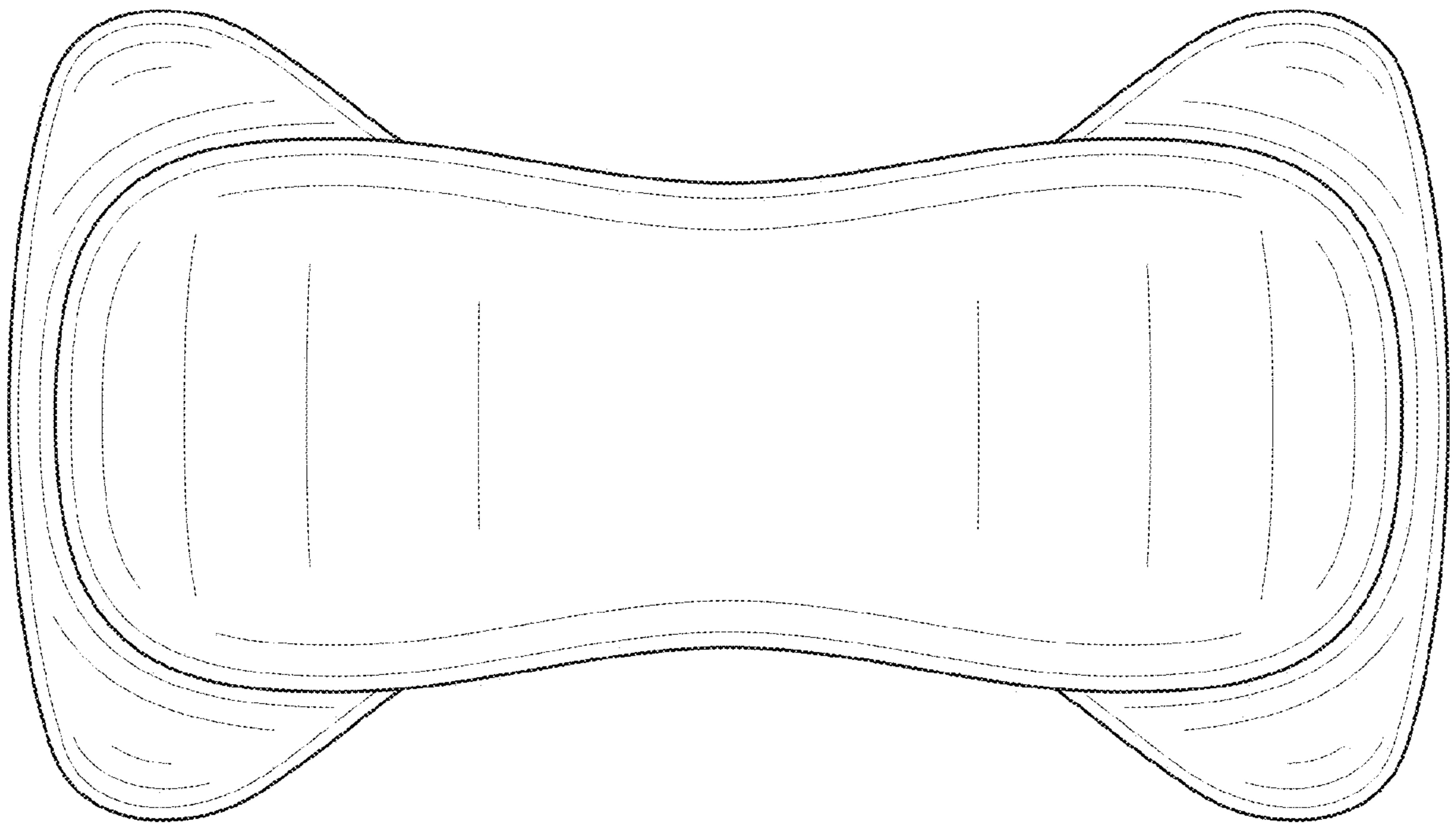


FIG. 5



**FIG. 6**





**FIG. 7**