



US00D898436S

(12) **United States Design Patent**  
**Li et al.**

(10) **Patent No.:** **US D898,436 S**

(45) **Date of Patent:** **\*\* Oct. 13, 2020**

(54) **ELECTRIC PILLOW**

(71) Applicants: **Xiaoping Li**, Fukuoka (JP); **Qian Xia**,  
Fukuoka (JP); **Jessica Li**, Fukuoka (JP);  
**Joanna Le Xi Li**, Fukuoka (JP)

(72) Inventors: **Xiaoping Li**, Fukuoka (JP); **Qian Xia**,  
Fukuoka (JP); **Jessica Li**, Fukuoka (JP);  
**Joanna Le Xi Li**, Fukuoka (JP)

(\*\*) Term: **15 Years**

(21) Appl. No.: **29/685,596**

(22) Filed: **Mar. 29, 2019**

(30) **Foreign Application Priority Data**

Sep. 30, 2018 (CN) ..... 2018 3 0555223

(51) **LOC (12) Cl.** ..... **06-09**

(52) **U.S. Cl.**  
USPC ..... **D6/601**

(58) **Field of Classification Search**  
USPC ..... D6/595-601, 604, 606; D24/183, 190;  
D21/803, 809

CPC .... A47C 20/00; A47C 20/021; A47D 15/001;  
A47D 15/008; A47G 9/00; A47G 9/10

See application file for complete search history.

(56) **References Cited**

**U.S. PATENT DOCUMENTS**

D338,797 S \* 8/1993 Huls ..... D6/596  
D429,106 S \* 8/2000 Bortolotto ..... D6/601

D511,213 S \* 11/2005 Hasegawa ..... D24/200  
D651,841 S \* 1/2012 Nayman ..... D6/601  
D691,829 S \* 10/2013 Berg ..... D6/601  
D702,971 S \* 4/2014 Mitchell ..... D6/601  
D844,346 S \* 4/2019 Chen ..... D6/601  
D850,156 S \* 6/2019 Chen ..... D6/601  
D852,541 S \* 7/2019 Beliveau ..... D6/601  
D876,127 S \* 2/2020 Park ..... D6/601  
2010/0205744 A1\* 8/2010 Edwards ..... A47C 7/383  
5/644  
2011/0275966 A1\* 11/2011 Alkhattaf ..... A47G 9/1027  
601/49

\* cited by examiner

*Primary Examiner* — Jennifer L Rempfer

(74) *Attorney, Agent, or Firm* — Nixon & Vanderhye P.C.

(57) **CLAIM**

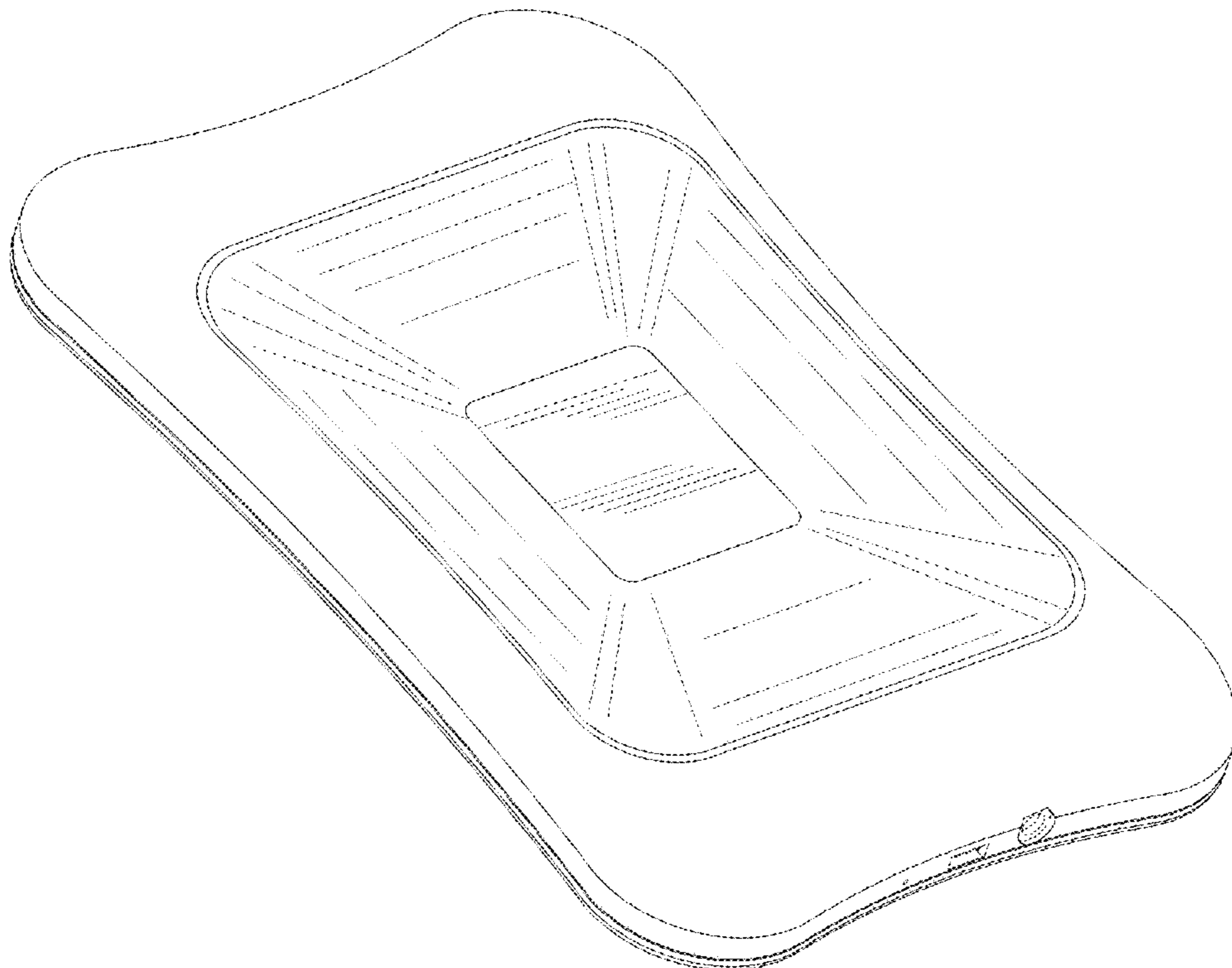
The ornamental design for an electric pillow, as shown and described.

**DESCRIPTION**

FIG. 1 is a perspective view of an electric pillow according to our new ornamental design;  
FIG. 2 is a front view thereof;  
FIG. 3 is a rear view thereof;  
FIG. 4 is a top view thereof;  
FIG. 5 is a bottom view thereof;  
FIG. 6 is a right side view thereof; and,  
FIG. 7 is a left side view thereof.

The broken lines represent unclaimed environment or structure of the electric pillow and form no part of the claimed design.

**1 Claim, 5 Drawing Sheets**



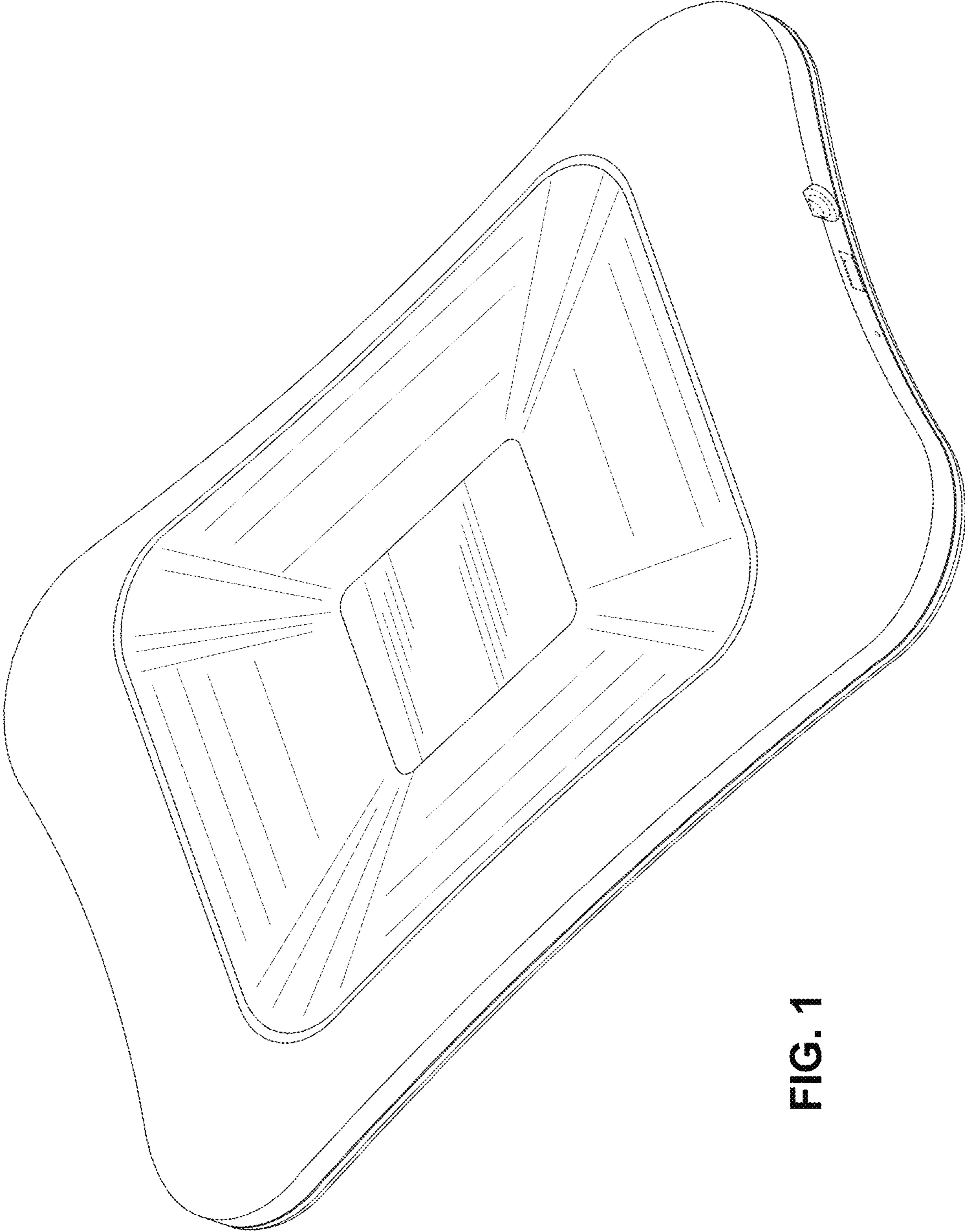


FIG. 1

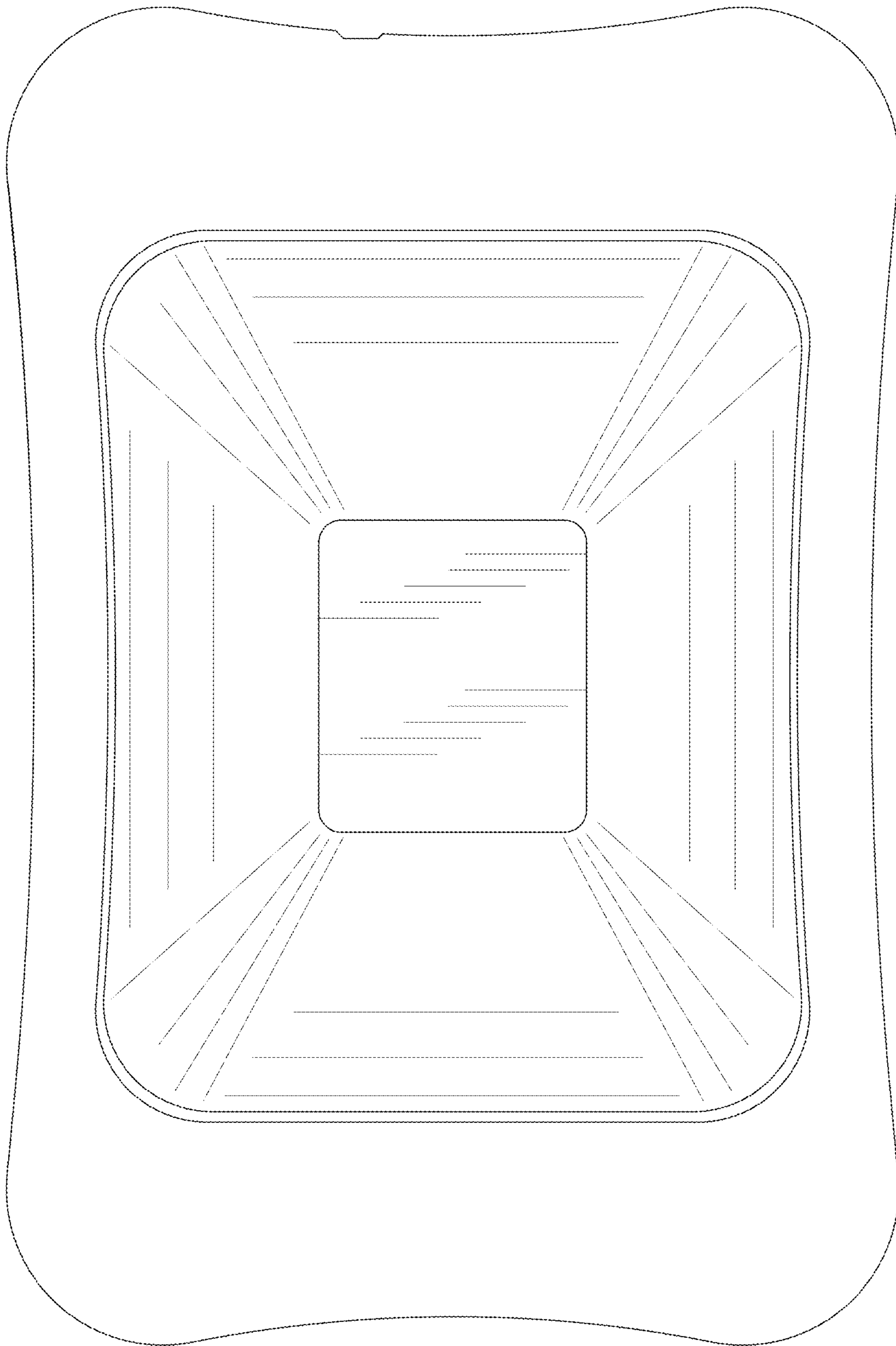


FIG. 2






FIG. 3



**FIG. 4**



**FIG. 5**

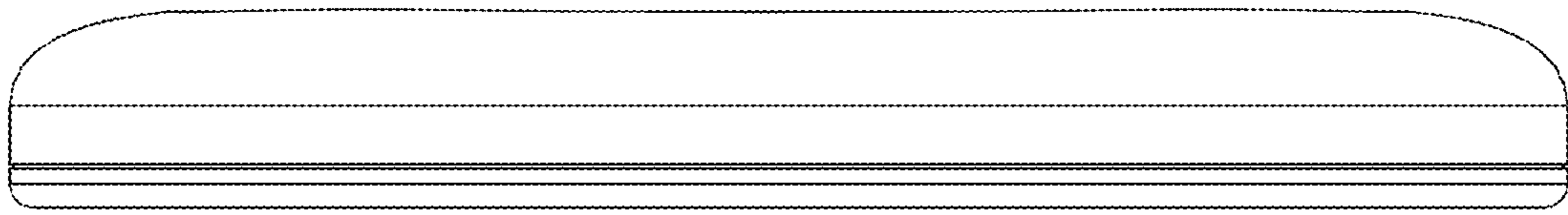


FIG. 7

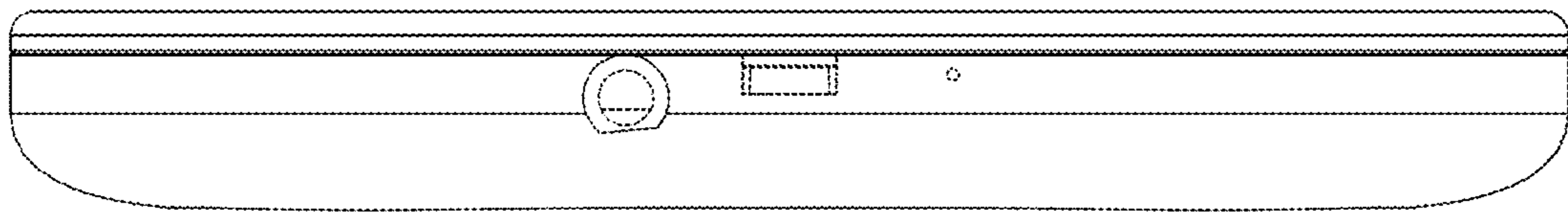


FIG. 6