



US00D898425S

(12) **United States Design Patent**
Yang

(10) **Patent No.:** **US D898,425 S**

(45) **Date of Patent:** **** Oct. 13, 2020**

- (54) **CUSHION**
- (71) Applicant: **Jingang Yang**, Sichuan (CN)
- (72) Inventor: **Jingang Yang**, Sichuan (CN)
- (**) Term: **15 Years**
- (21) Appl. No.: **29/653,776**
- (22) Filed: **Jun. 19, 2018**

(30) **Foreign Application Priority Data**

May 24, 2018 (CN) 2018 3 0247066

(51) **LOC (12) Cl.** **06-09**

(52) **U.S. Cl.**
USPC **D6/601**

(58) **Field of Classification Search**
 USPC D6/333, 349, 355, 375, 388, 512, 563,
 D6/564, 595, 596, 601, 603, 605, 608,
 D6/604, 611; D24/183-185, 234;
 D21/803, 804, 805, 809; 5/401, 420,
 5/600, 630, 631, 632, 633, 635, 636, 638,
 5/639, 646, 652, 652.1, 655, 703, 730,
 5/411, 705
 CPC .. A47G 9/0238; A47G 9/0246; A47G 9/0261;
 A47G 2009/0269; A47G 9/10; A47G
 9/1018; A47G 9/1027; A47G 9/1063;
 A47G 9/1072; A47G 9/1081; A47G
 9/1054

See application file for complete search history.

(56) **References Cited**

U.S. PATENT DOCUMENTS

- D226,589 S * 3/1973 Svehla D6/356
- D642,846 S * 8/2011 Parish D6/601
- D643,125 S * 8/2011 Seidel D24/184
- D722,449 S * 2/2015 Krishtul
- D755,543 S * 5/2016 Upadhyay D6/601

- 9,332,850 B2 * 5/2016 Krishtul A47C 7/029
- D775,862 S * 1/2017 Chen D6/601
- D787,859 S * 5/2017 Goddard D6/601
- D787,860 S * 5/2017 Goddard D6/601
- D789,118 S * 6/2017 Kim D6/601
- D805,323 S * 12/2017 Chan D6/601
- D812,931 S * 3/2018 Chen D6/601
- D815,862 S * 4/2018 Takashima D6/601
- D836,363 S * 12/2018 Cornelius D6/601
- D843,134 S * 3/2019 Goddard D6/601
- D844,346 S * 4/2019 Chen D6/601
- D845,033 S * 4/2019 Berg D6/601
- D845,675 S * 4/2019 Yang D6/601
- D848,765 S * 5/2019 Chen D6/601
- D850,156 S * 6/2019 Chen D6/601
- D850,818 S * 6/2019 Xiang D6/601
- D851,259 S * 6/2019 Mitchell D24/183
- D854,353 S * 7/2019 Xiang D6/596

(Continued)

FOREIGN PATENT DOCUMENTS

- CN 304384035 * 12/2017
- GB 6040280 * 7/2018

(Continued)

Primary Examiner — Sanjeev Paul

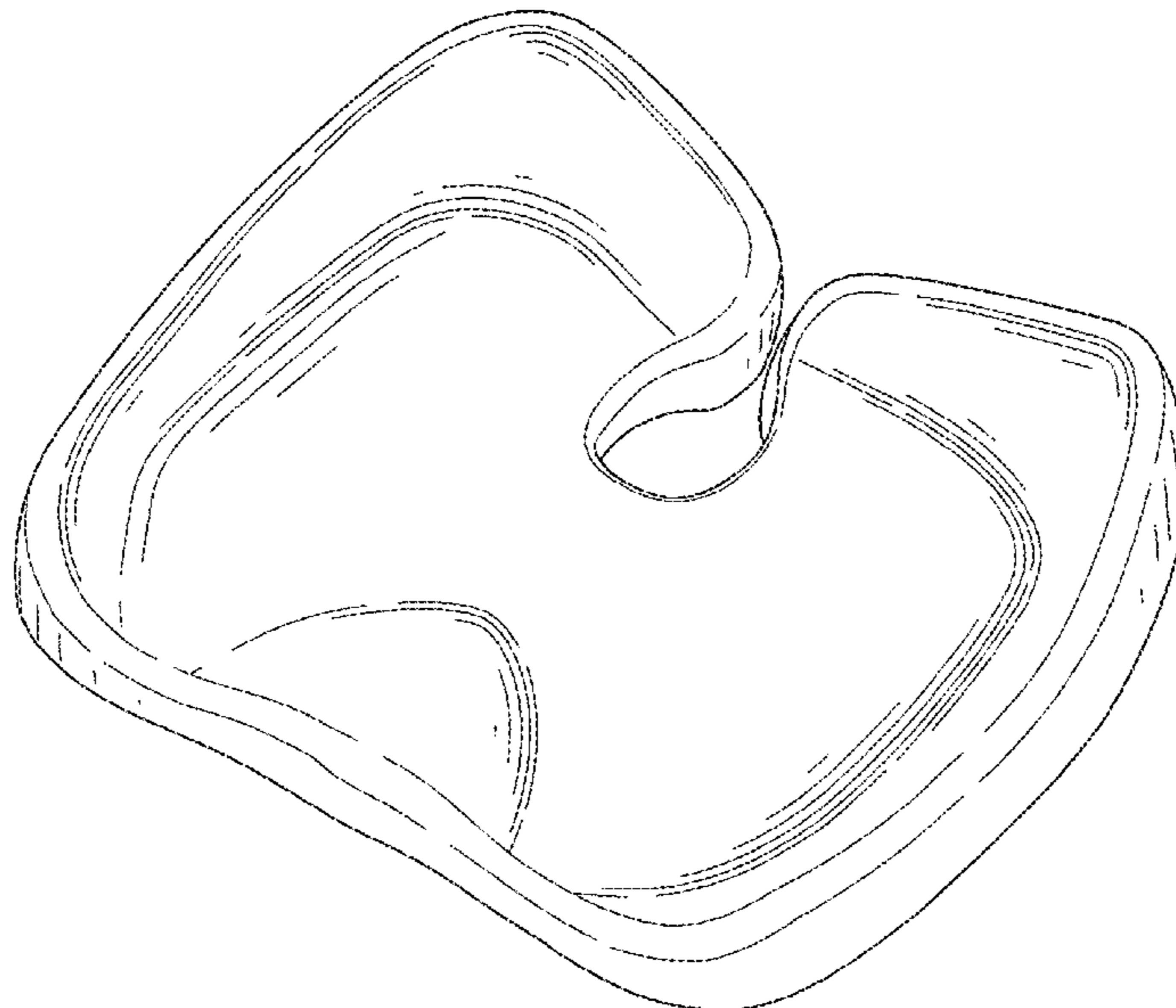
(57) **CLAIM**

The ornamental design for a cushion, as shown and described.

DESCRIPTION

- FIG. 1 is a perspective view of a cushion showing my new design;
- FIG. 2 is another perspective view thereof;
- FIG. 3 is a front elevational view thereof;
- FIG. 4 is a rear elevational view thereof;
- FIG. 5 is a left side view thereof;
- FIG. 6 is a right side view thereof;
- FIG. 7 is a top plan view thereof; and,
- FIG. 8 is a bottom plan view thereof.

1 Claim, 8 Drawing Sheets



(56)

References Cited

U.S. PATENT DOCUMENTS

D867,021 S * 11/2019 Yang D6/601
D868,501 S * 12/2019 Mi D6/601
D872,503 S * 1/2020 Little D6/601
D873,052 S * 1/2020 Blanc D6/601
2009/0211031 A1* 8/2009 Kloes A47G 9/10
5/640
2012/0073056 A1* 3/2012 Freund A47G 9/0253
5/639
2013/0198961 A1* 8/2013 Davis A47C 7/62
5/648
2020/0000256 A1* 1/2020 Ruffiel H04R 5/023

FOREIGN PATENT DOCUMENTS

GB 6059275 * 4/2019
IN 315816-001-0001 * 11/2019

* cited by examiner

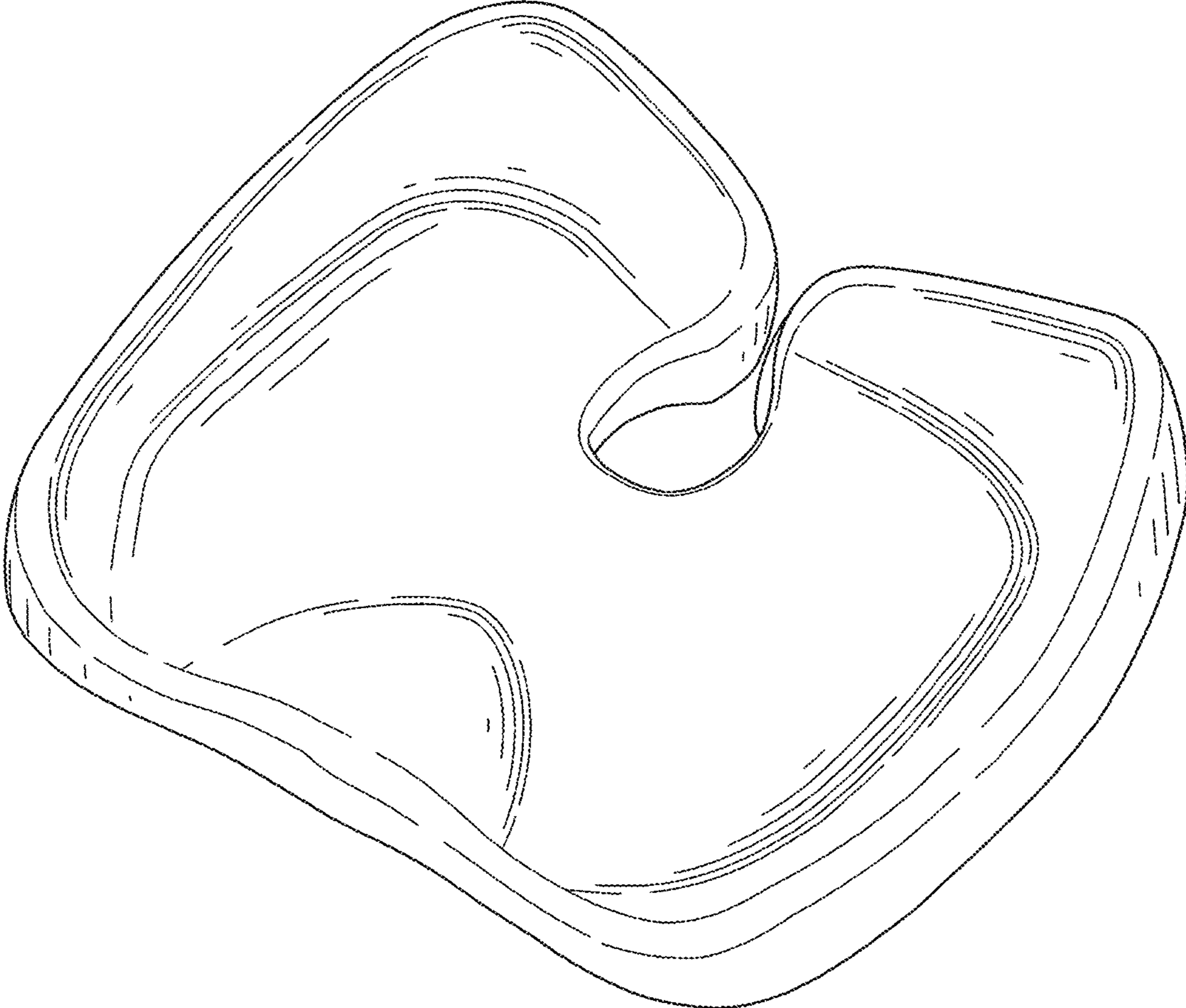


FIG. 1

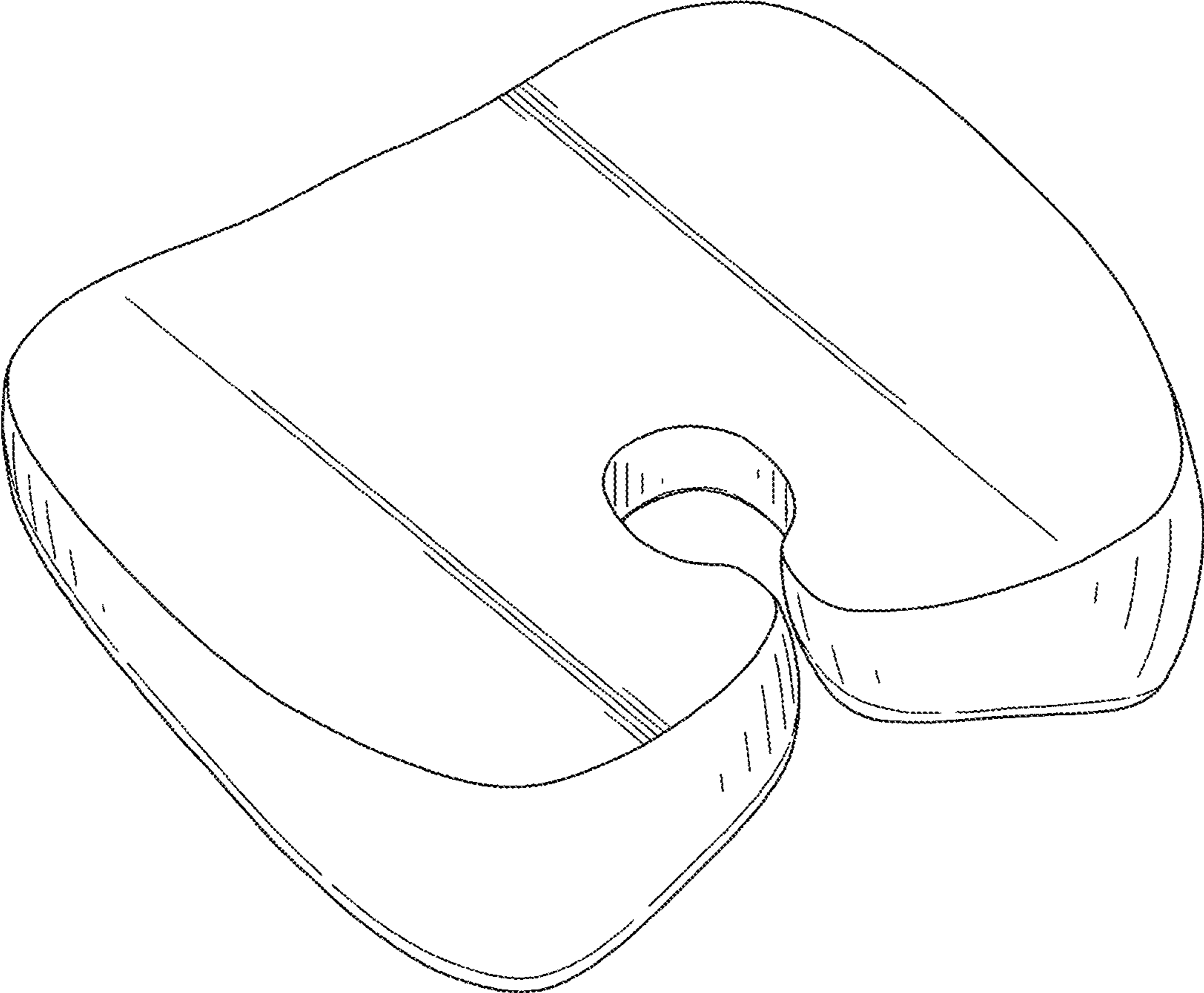


FIG. 2

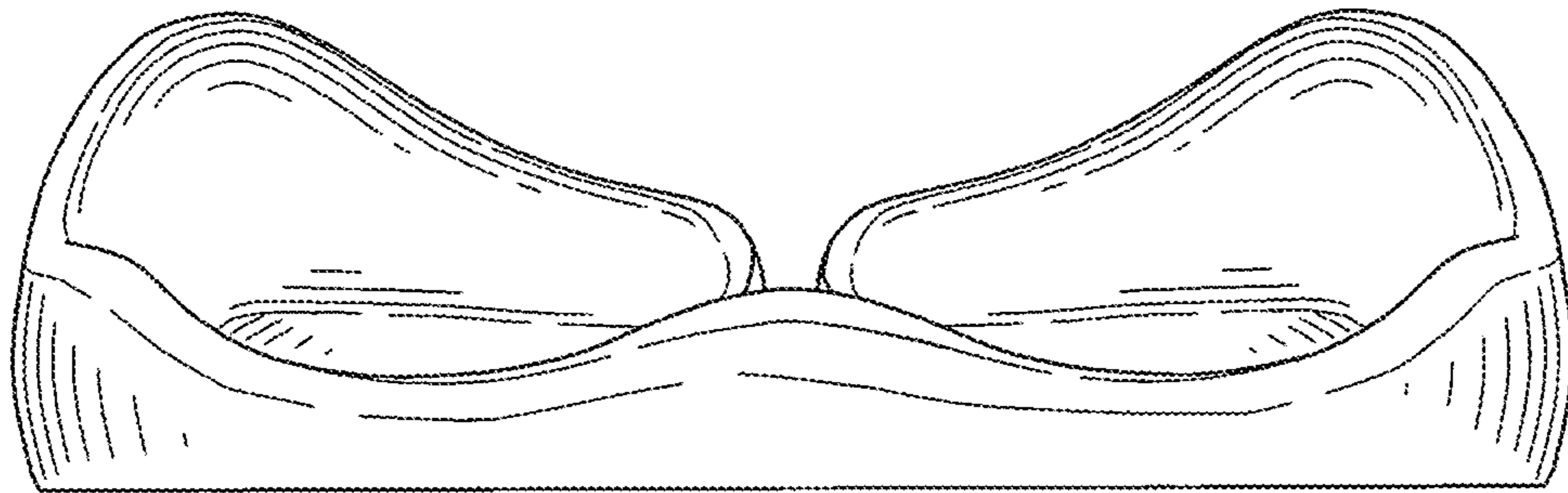


FIG. 3

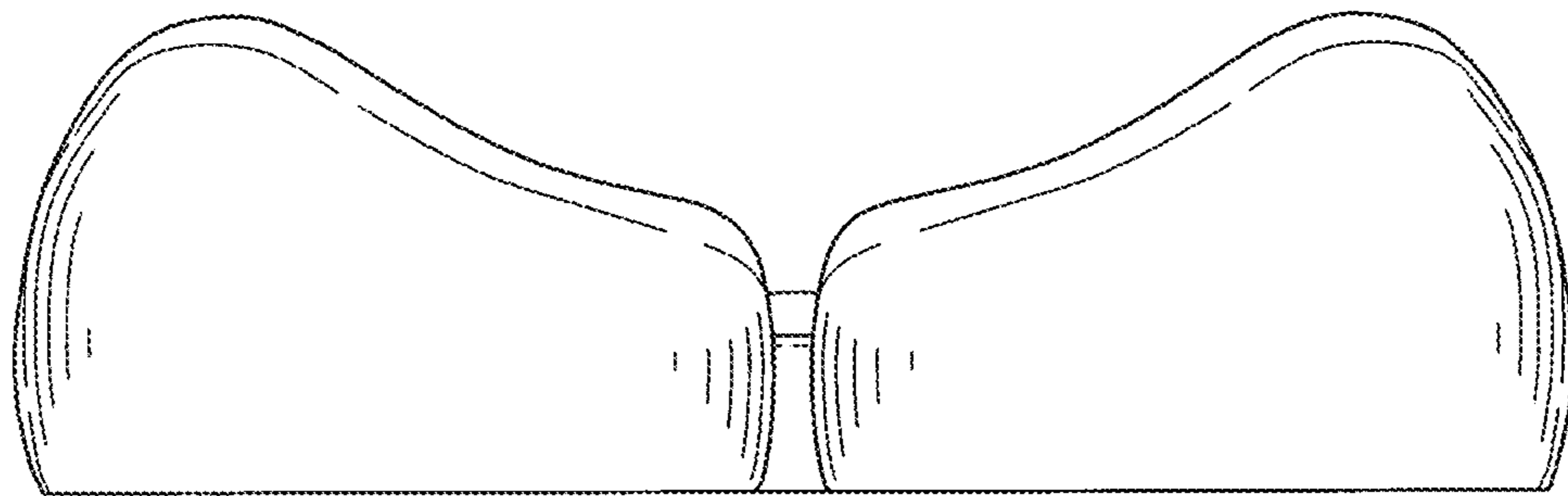


FIG. 4

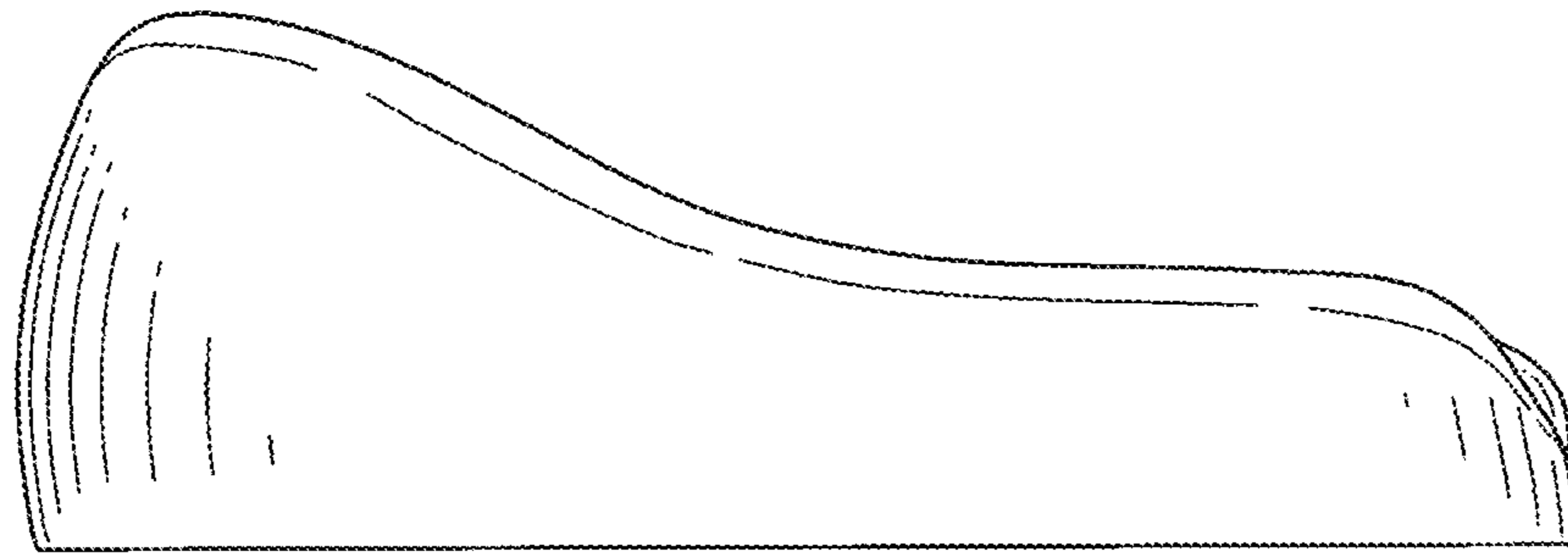


FIG. 5

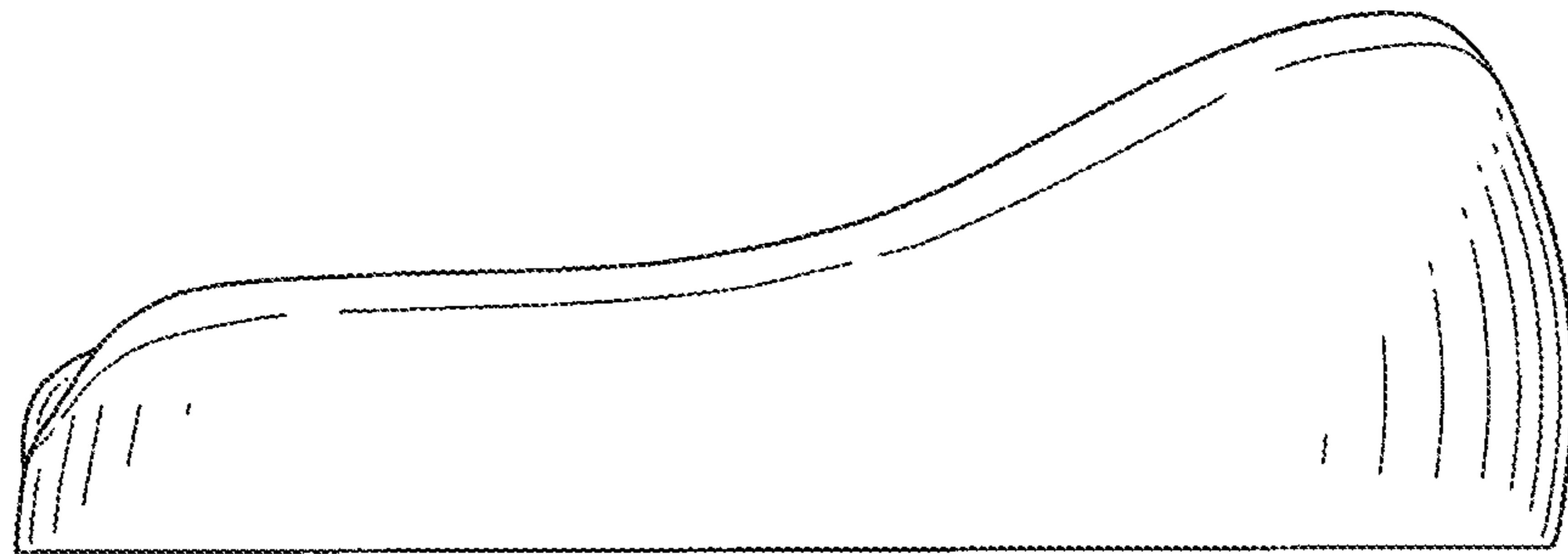


FIG. 6

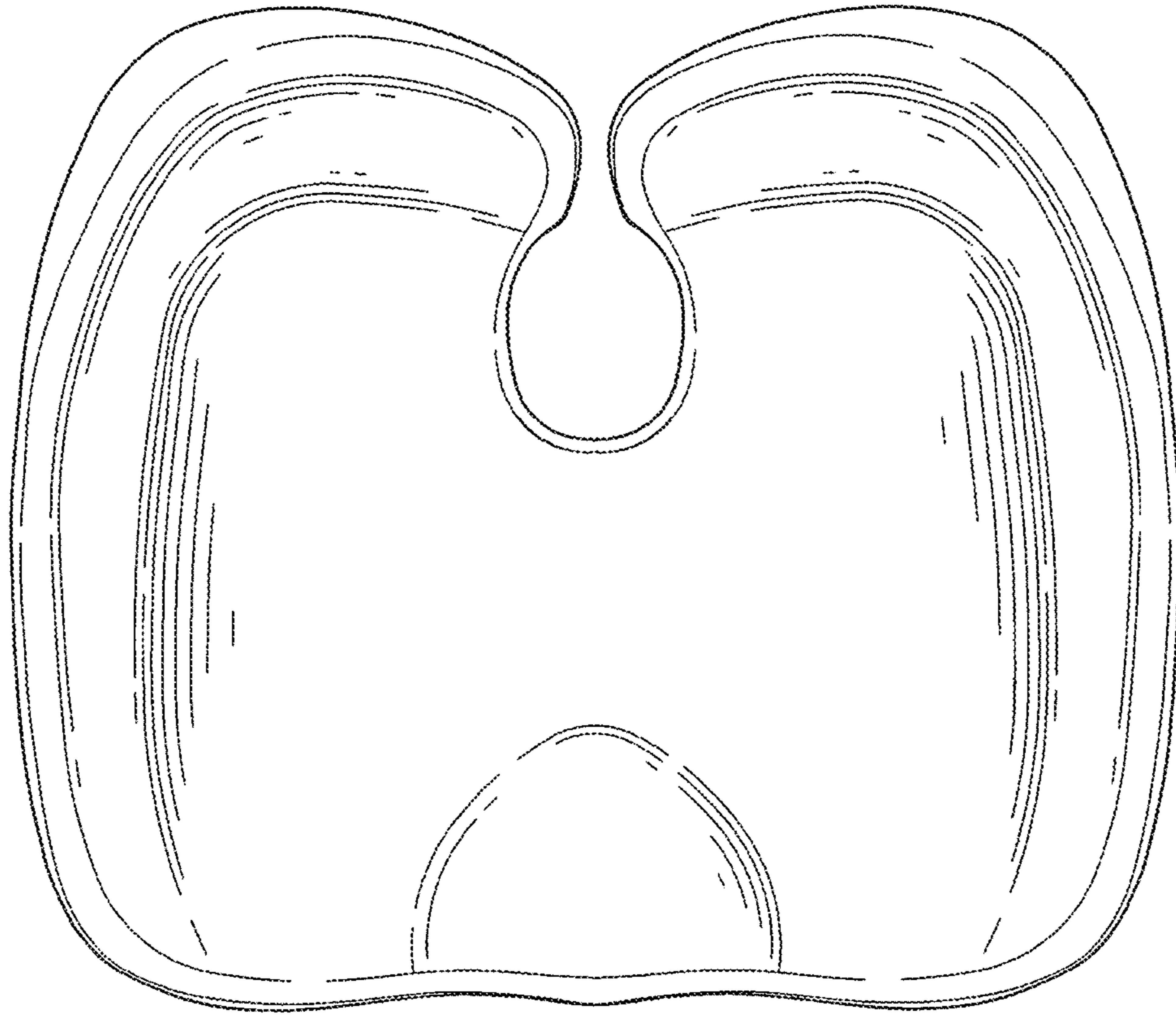


FIG. 7

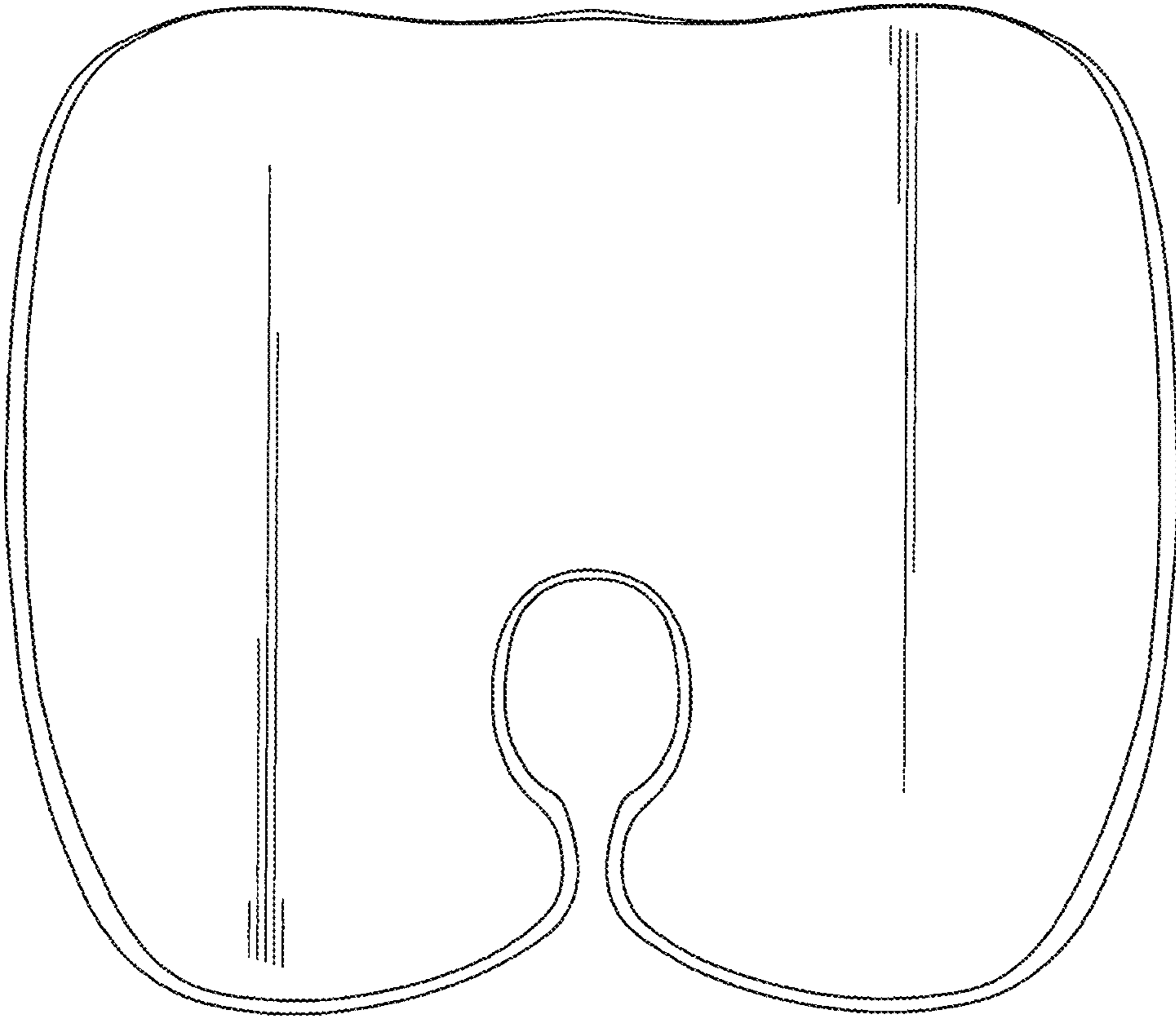


FIG. 8