

US00D898421S

(12) **United States Design Patent** (10) **Patent No.:** **US D898,421 S**
Opsvik et al. (45) **Date of Patent:** **** Oct. 13, 2020**

(54) **CUSHION**
(71) Applicant: **Peter Opsvik AS**, Oslo (NO)
(72) Inventors: **Peter Opsvik**, Oslo (NO); **Eva Tøftum**, Ålesund (NO)
(73) Assignee: **Peter Opsvik AS**, Oslo (NO)
(**) Term: **15 Years**

(21) Appl. No.: **29/640,207**
(22) Filed: **Mar. 12, 2018**

(30) **Foreign Application Priority Data**

Sep. 13, 2017 (NO) 20170887
(51) **LOC (12) Cl.** **06-09**
(52) **U.S. Cl.**
USPC **D6/601**
(58) **Field of Classification Search**
USPC D6/333, 349, 355, 375, 388, 512, 563,
D6/564, 595, 596, 601, 602, 603, 604,
D6/605, 606, 607, 608, 707, 715, 716,
D6/716.1; 5/636, 490, 491, 495;
D24/183-184
CPC A47C 17/021; A47C 17/13; A47C 17/132;
A47C 17/136; A47C 17/1655; A47C
17/207; A47G 9/10; A47G 9/1027; A47G
9/1081; A47G 9/1036; A47G 9/1063;
A47G 2009/1018
See application file for complete search history.

(56) **References Cited**

U.S. PATENT DOCUMENTS
D822,409 S * 7/2018 Kleinman D6/601
D840,176 S * 2/2019 Wills D6/603
2015/0040324 A1* 2/2015 Dungan A47G 9/1036
5/644

2015/0164251 A1* 6/2015 Hsu A47G 9/1027
224/577
2018/0213954 A1* 8/2018 Grinstead A47G 9/10
2018/0325291 A1* 11/2018 Holbrook A47G 9/0253
(Continued)

FOREIGN PATENT DOCUMENTS

DE 202011051887 U1 * 12/2011 A47G 9/0253
GB 4012504 * 9/2009

OTHER PUBLICATIONS

Tripp Trapp Cushion, page dated Jun. 24, 2019, [online], [site visited Jul. 26, 2019]. Available from Internet, URL: <https://www.stokke.com/USA/en-us/accessories/5043.html> (Year: 2019).*

Primary Examiner — Michelle E. Wilson
Assistant Examiner — Sanjeev Paul
(74) *Attorney, Agent, or Firm* — Kolisch Hartwell, P.C.


(57) **CLAIM**

The ornamental design for a cushion, as shown.

DESCRIPTION

FIG. 1 is a rear perspective view of a cushion in a first closed configuration showing my new design;
FIG. 2 is a front perspective view thereof;
FIG. 3 is a left side view thereof;
FIG. 4 is a right side view thereof;
FIG. 5 is a rear view thereof;
FIG. 6 is a front view thereof;
FIG. 7 is a top view thereof;
FIG. 8 is a bottom view thereof;
FIG. 9 is a perspective view of a cushion in a second open configuration showing my new design;
FIG. 10 is a left side view thereof;
FIG. 11 is a right side view thereof;
FIG. 12 is a rear view thereof;
FIG. 13 is a front view thereof;
FIG. 14 is a top view thereof; and,
FIG. 15 is a bottom view thereof.

1 Claim, 11 Drawing Sheets



(56)

References Cited

U.S. PATENT DOCUMENTS

2018/0332983 A1* 11/2018 Son A47G 9/1027
2019/0116996 A1* 4/2019 Noble A47G 9/1081
2019/0133349 A1* 5/2019 Fux A47G 9/10
2019/0191895 A1* 6/2019 Shek A47G 9/007
2019/0191898 A1* 6/2019 Scudieri A47G 9/10

* cited by examiner




FIG. 1



FIG. 2




FIG. 3




FIG. 4




FIG. 5




FIG. 6




FIG. 7




FIG. 8




FIG. 9




FIG. 10




FIG. 11




FIG. 12



FIG. 13



FIG. 14



FIG. 15