



US00D898418S

(12) **United States Design Patent** (10) **Patent No.:** **US D898,418 S**
Fu (45) **Date of Patent:** **** Oct. 13, 2020**

(54) **FLOWER-SHAPED THROW PILLOW**

(71) Applicant: **Jinxu Fu**, Qingdao (CN)

(72) Inventor: **Jinxu Fu**, Qingdao (CN)

(**) Term: **15 Years**

(21) Appl. No.: **29/712,827**

(22) Filed: **Nov. 12, 2019**

(51) **LOC (12) Cl.** **06-09**

(52) **U.S. Cl.**
USPC **D6/600**

(58) **Field of Classification Search**
USPC D6/582-583, 587-592, 595-609,
D6/617-622; D21/803-809; D24/183;
D2/719, 731, 741
CPC A47G 9/00; A47G 2009/001; A47G
2009/002; A47G 2009/003; A47G
2009/005; A47G 2009/006; A47G 9/02;
A47G 9/0207; A47G 9/0215; A47G
9/0223; A47G 9/023; A47G 9/0238;
A47G 9/0246; A47G 9/0253; A47G
9/0261; A47G 9/06; A47G 9/062; A47G
9/066; A47G 9/068; A47G 9/08; A47G
2009/0276; A47G 9/0284; A47G 9/0292;
A47G 9/04; A47G 9/10

See application file for complete search history.

(56) **References Cited**

U.S. PATENT DOCUMENTS

D35,595 S * 1/1902 Bentley D6/600
D336,401 S * 6/1993 Hsu D6/601
D411,401 S 6/1999 Edick
D502,351 S 3/2005 Goodchild

D533,006 S * 12/2006 Boutin D6/600
D689,171 S * 9/2013 Morelock D23/304
D712,681 S * 9/2014 Del Russo, Jr. D6/600
D777,336 S 1/2017 Reid
D777,337 S 1/2017 Reid
D856,709 S * 8/2019 Ng D6/601
D856,710 S * 8/2019 Ng D6/601
D859,889 S * 9/2019 Ng D6/601
D859,890 S * 9/2019 Ng D6/601
2011/0041244 A1 * 2/2011 Morelock A47K 3/127
4/572.1

OTHER PUBLICATIONS

#677 Handmade sewing patchwork Sunflower pillow. Menheton ST Textile Store. Cite visited Feb. 24, 2020. Found on the internet at :<https://www.aliexpress.com/item/1086676936.html>.*

* cited by examiner

Primary Examiner — Jennifer L Rempfer
(74) *Attorney, Agent, or Firm* — ScienBiziP, P.C.


(57) **CLAIM**

The ornamental design for a flower-shaped throw pillow, as shown and described.

DESCRIPTION

FIG. 1 is a front elevation view of a flower-shaped throw pillow, showing my design.
FIG. 2 is a rear elevation view thereof.
FIG. 3 is a left side elevation view thereof.
FIG. 4 is a right side elevation view thereof.
FIG. 5 is a top plan view thereof.
FIG. 6 is a bottom plan view thereof; and,
FIG. 7 is a top, front perspective view thereof.

1 Claim, 7 Drawing Sheets






FIG. 1




FIG. 2

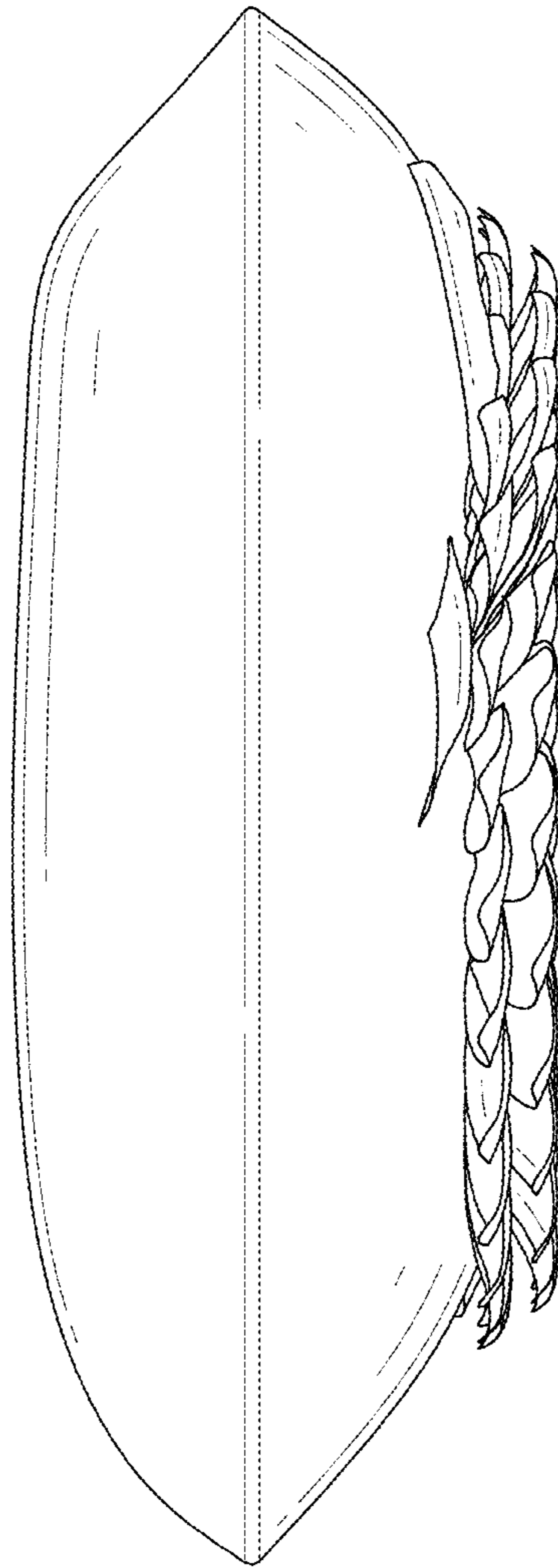


FIG. 3




FIG. 4

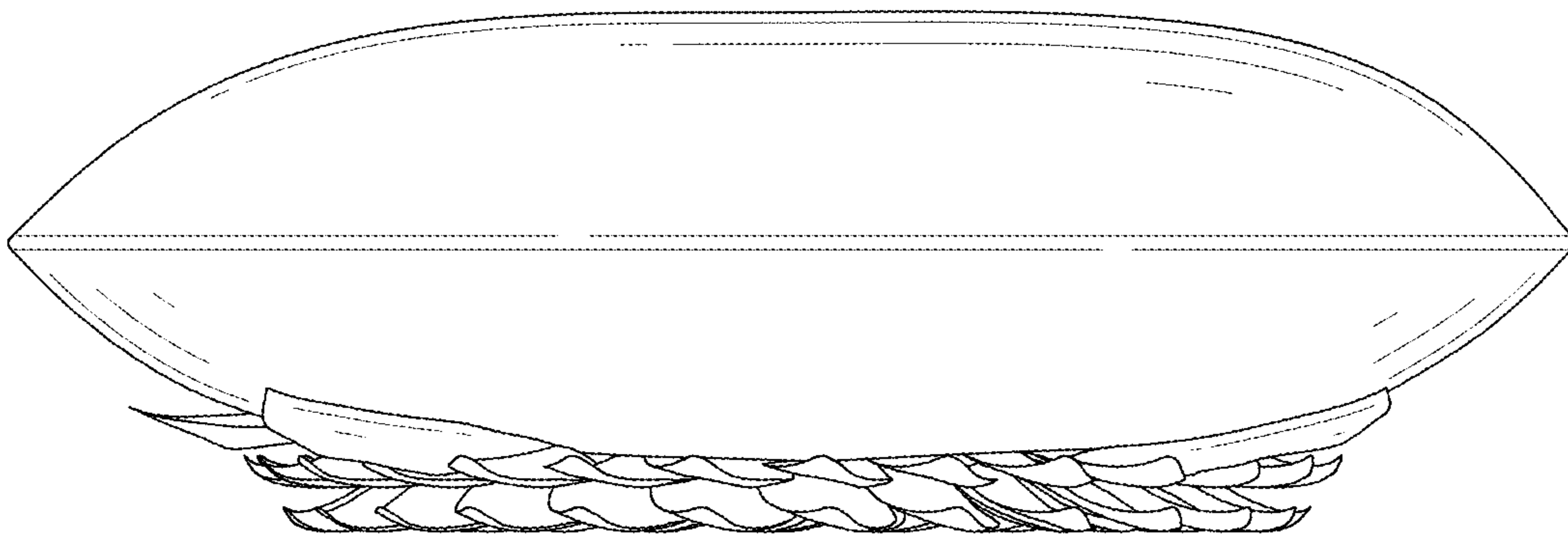


FIG. 5

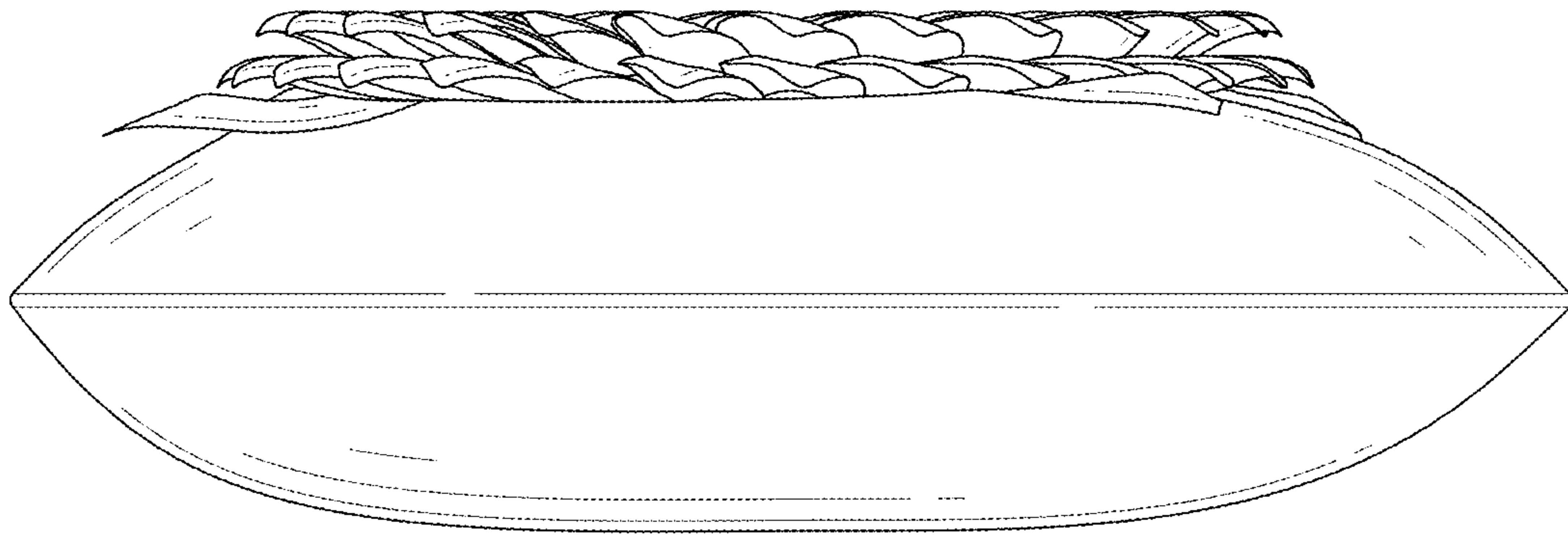


FIG. 6




FIG. 7