



US00D898395S

(12) **United States Design Patent**
Aisslinger

(10) **Patent No.:** **US D898,395 S**

(45) **Date of Patent:** **** Oct. 13, 2020**

- (54) **SEAT**
- (71) Applicant: **DEDON GmbH**, Lüneburg (DE)
- (72) Inventor: **Werner Aisslinger**, Berlin (DE)
- (73) Assignee: **DEDON, GmbH**, Lüneburg (DE)
- (**) Term: **15 Years**
- (21) Appl. No.: **29/674,280**

D226,793 S *	5/1973	Watamura	D6/364
D263,012 S *	2/1982	Hanaford	D6/708
D276,105 S *	10/1984	Meltzer	D6/364
D277,432 S *	2/1985	Appel	D6/364
D285,874 S *	9/1986	McCaffrey	D6/365
D334,487 S *	4/1993	Perry	D6/341
D342,167 S *	12/1993	Hess	D6/370
D423,800 S *	5/2000	Lewis	D6/334
D515,833 S *	2/2006	Singer	D6/370
D540,553 S *	4/2007	Dramov	D6/364
D720,147 S *	12/2014	Urquiola	D6/369
D854,847 S *	7/2019	Ho	D6/369
D855,344 S *	8/2019	Ho	D6/369

- (22) Filed: **Dec. 20, 2018**
- (51) **LOC (12) Cl.** **06-01**
- (52) **U.S. Cl.**
USPC **D6/369**
- (58) **Field of Classification Search**
USPC D6/334, 360, 361, 362, 364, 368, 369,
D6/370, 371, 377, 336, 358, 375, 376,
D6/381; D30/118; D5/47
CPC A47C 1/026; A47C 1/032; A47C 1/143;
A47C 1/146; A47C 4/02; A47C 4/12;
A47C 4/46; A47C 5/06; A47C 5/10;
A47C 5/125; A47C 7/40; A47C 15/006;
A47C 17/162; A47C 17/1753; A47C
20/04; A47C 20/08; A47C 23/24; A47C
31/11; Y10S 297/90

See application file for complete search history.

(56) **References Cited**

U.S. PATENT DOCUMENTS

D82,161 S *	9/1930	Kolker	D6/364
D200,533 S *	3/1965	Hopkins	D6/364
D211,462 S *	6/1968	Platner	D6/364
D211,463 S *	6/1968	Platner	D6/364
D211,464 S *	6/1968	Platner	D6/364
D211,465 S *	6/1968	Platner	D6/364
D224,867 S *	10/1972	Burke	D6/364

OTHER PUBLICATIONS

“Dedon CIRQL armchair, central base” Sep. 13, 2018, stylepark.com, site visited Oct. 8, 2019 <<https://www.stylepark.com/en/news/25-hours-cologne-aisslinger-surprise>> (Year: 2018).*

* cited by examiner

Primary Examiner — Kevin K Rudzinski
Assistant Examiner — Paul D Bohannon
(74) *Attorney, Agent, or Firm* — MacCord Mason PLLC

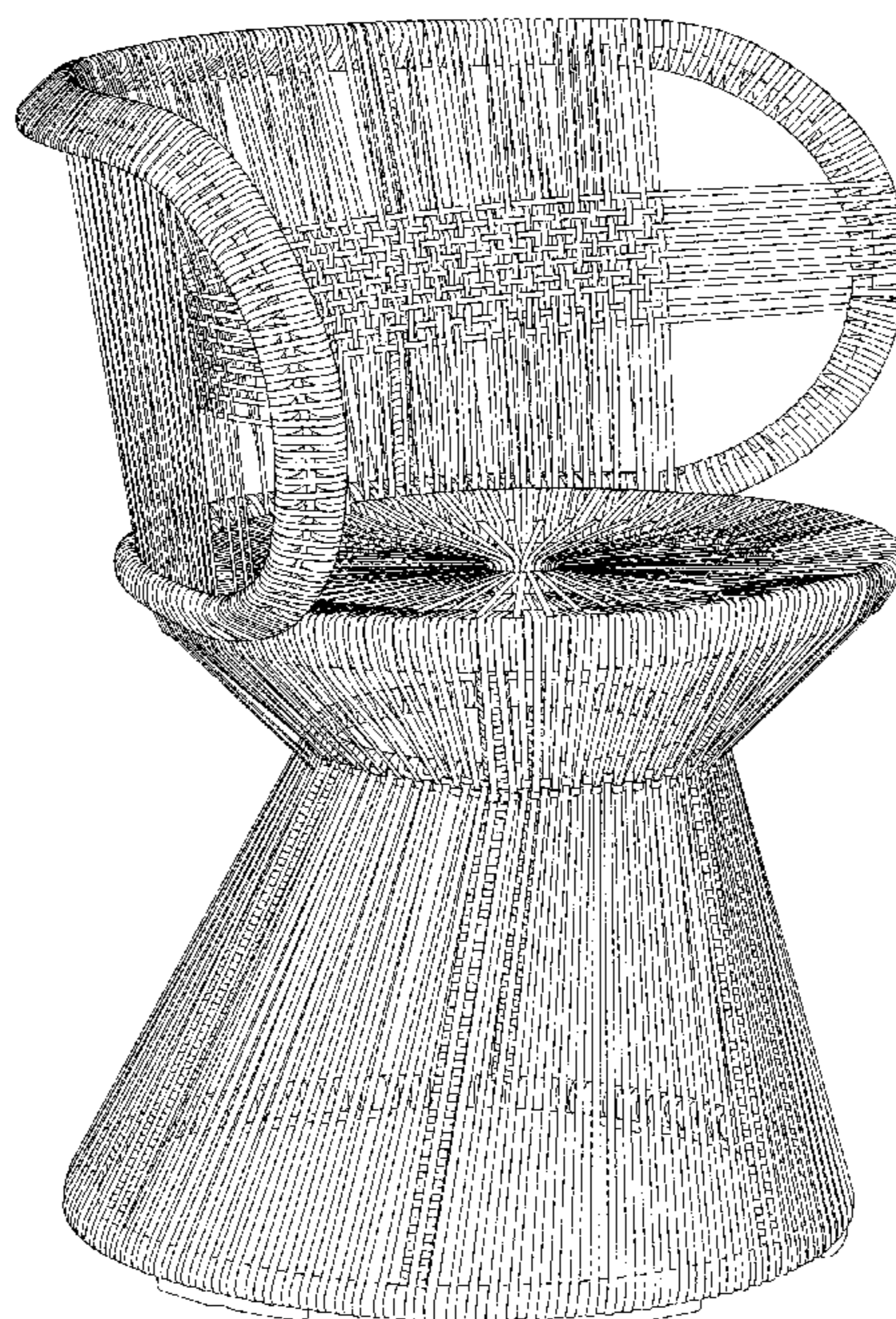
(57) **CLAIM**

The ornamental design for a seat, as shown and described.

DESCRIPTION

FIG. 1 is a front perspective view of a seat showing my new design;
FIG. 2 is a front elevation view thereof
FIG. 3 is a left side view thereof;
FIG. 4 is a right side view thereof;
FIG. 5 is a rear elevation view thereof;
FIG. 6 is a top plan view thereof; and,
FIG. 7 is a bottom plan view thereof.

1 Claim, 7 Drawing Sheets



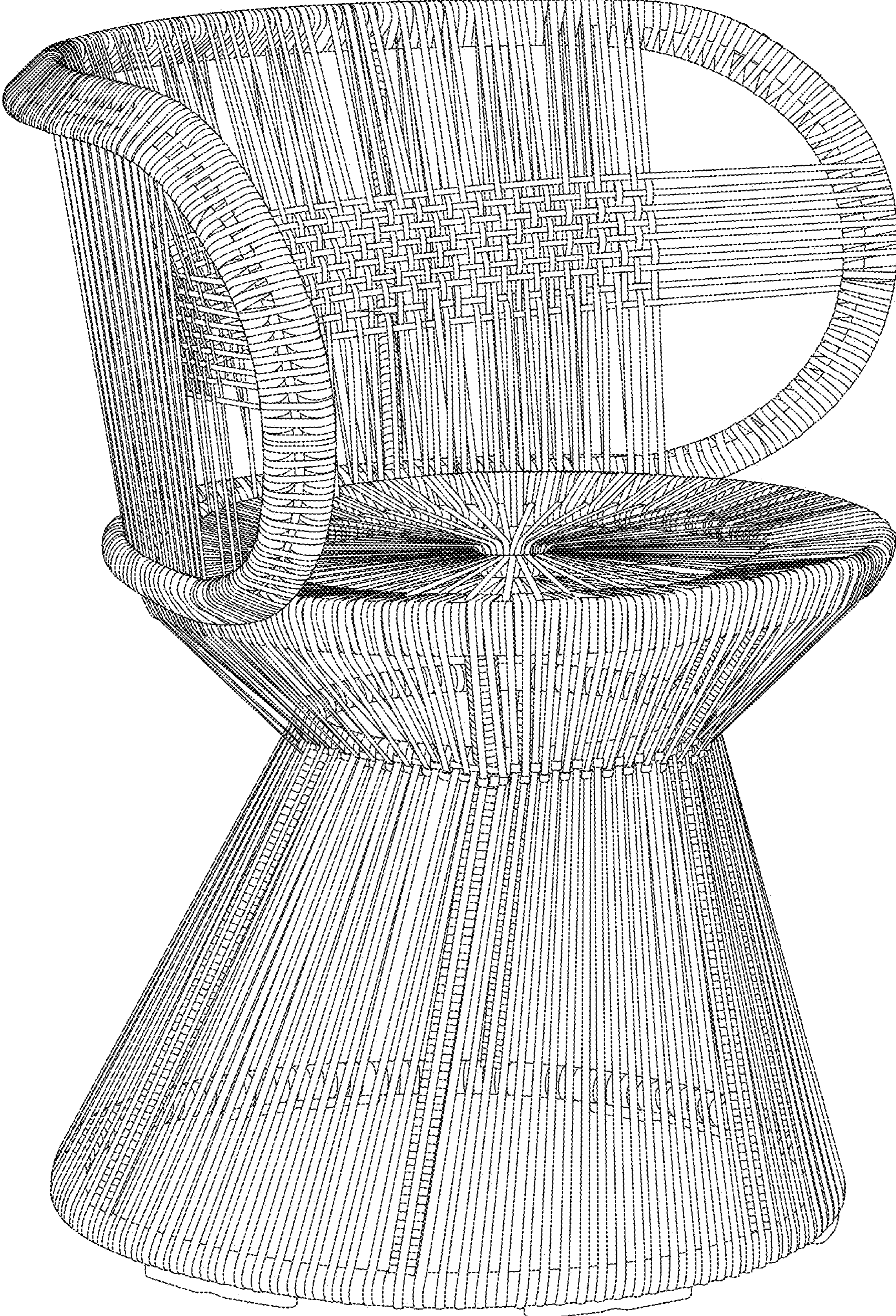


FIG. 1

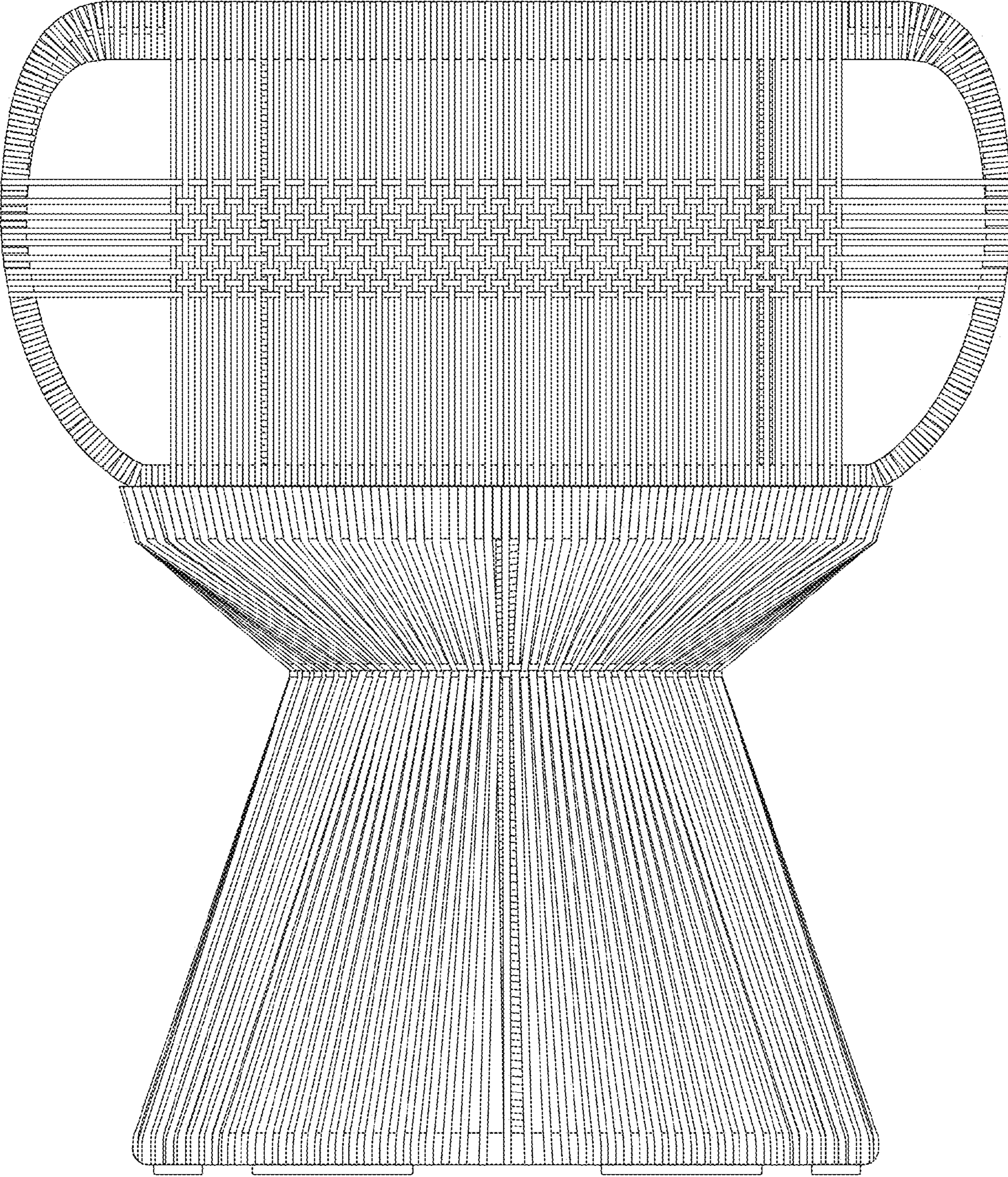


FIG. 2

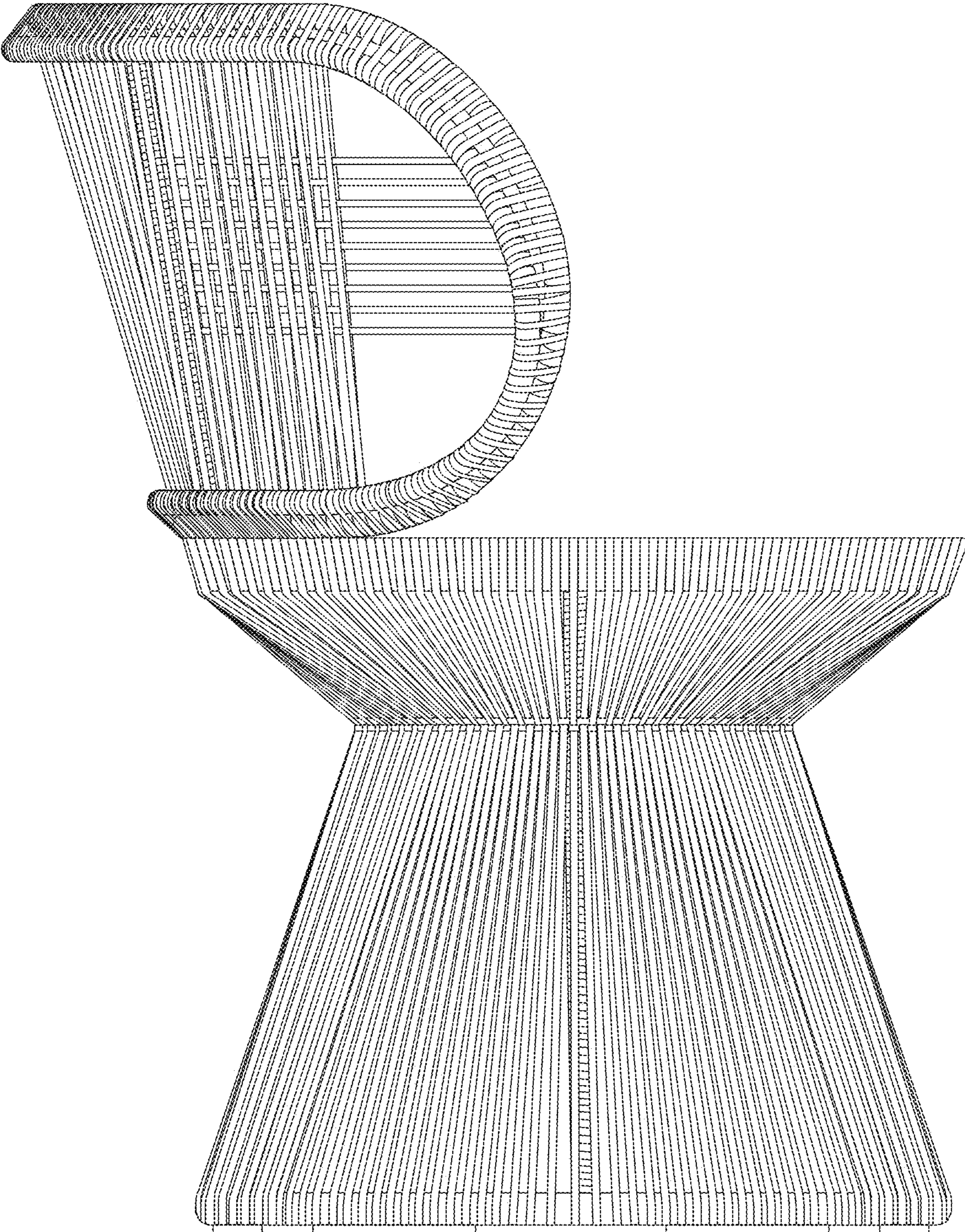


FIG. 3

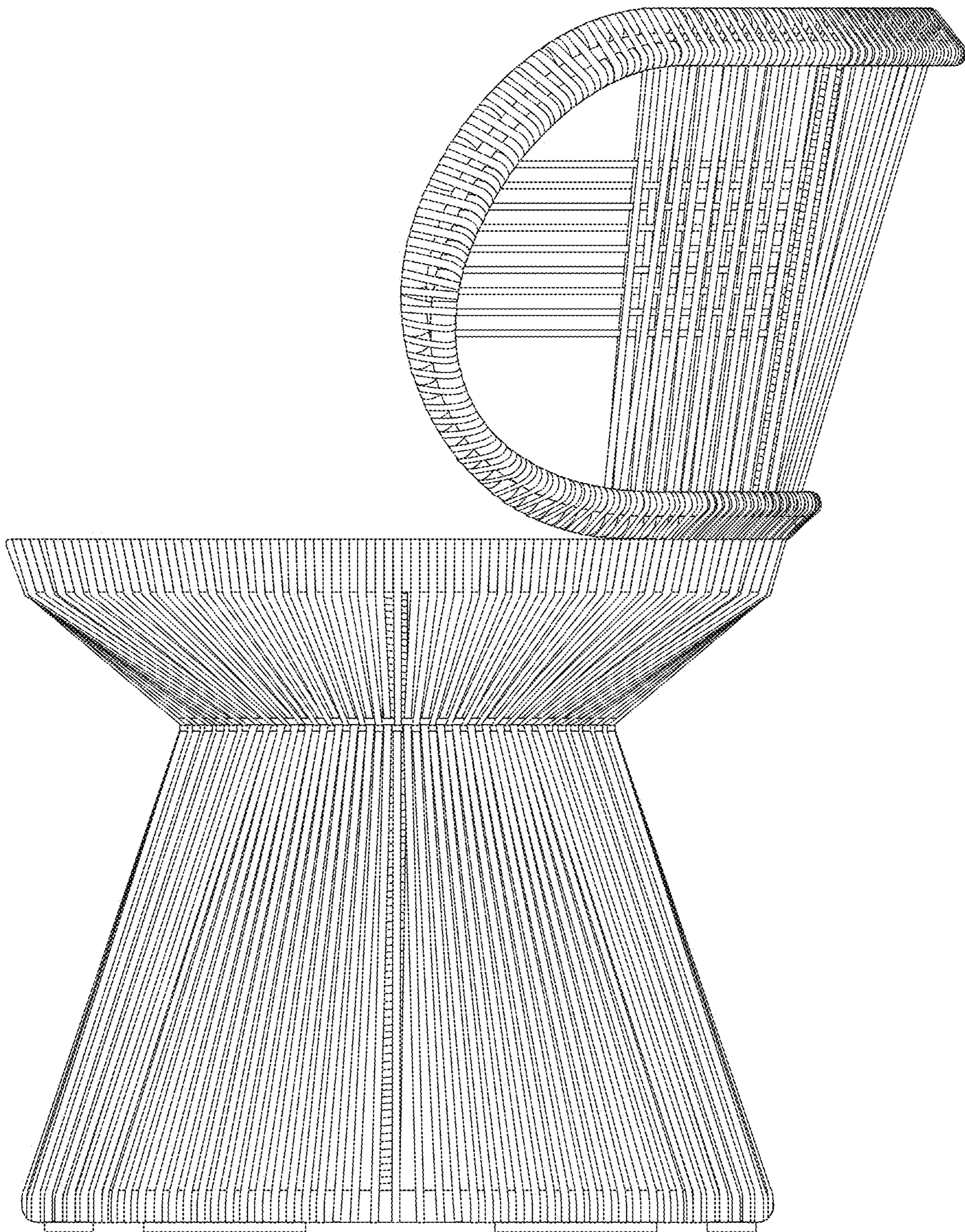


FIG. 4

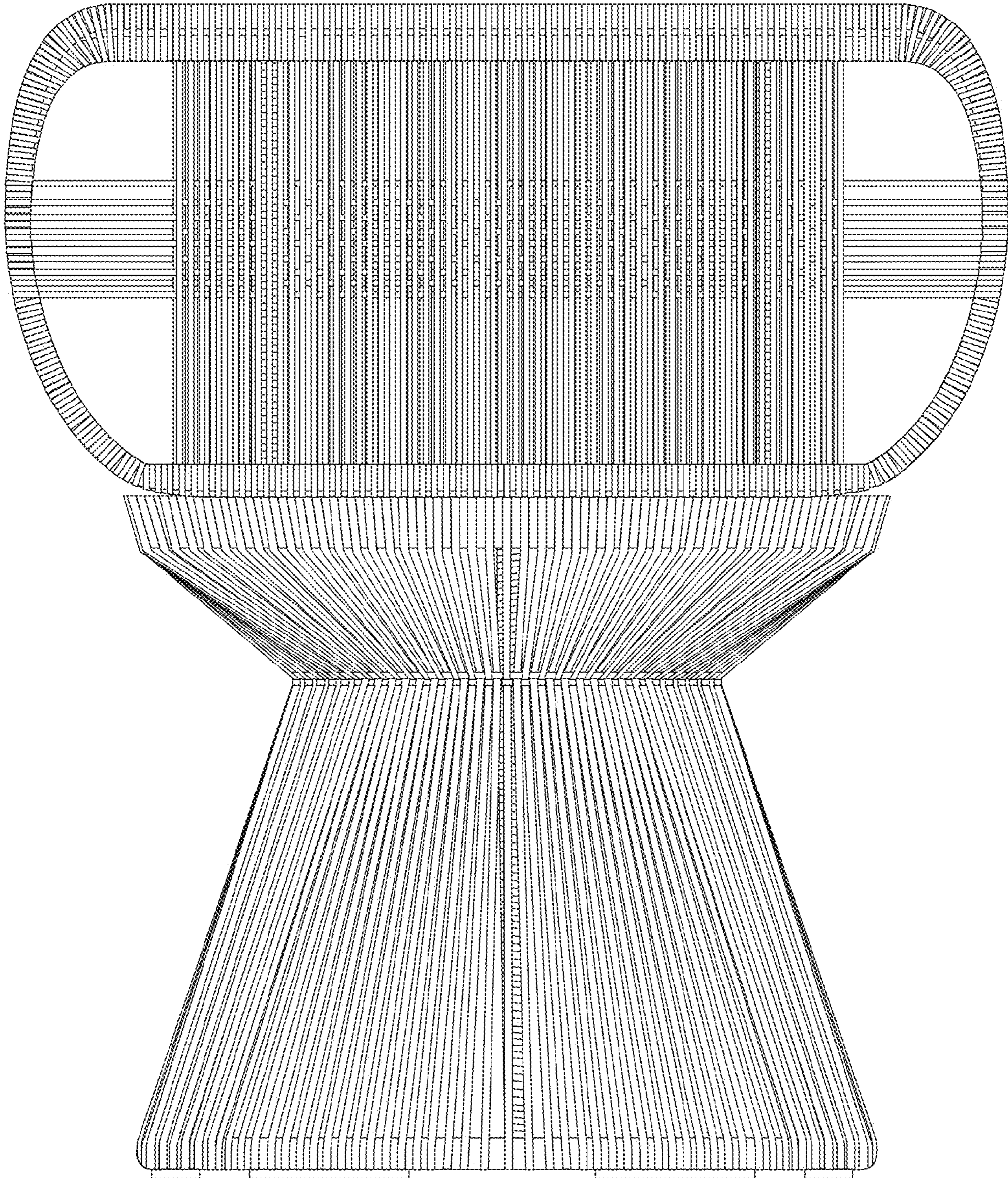


FIG. 5

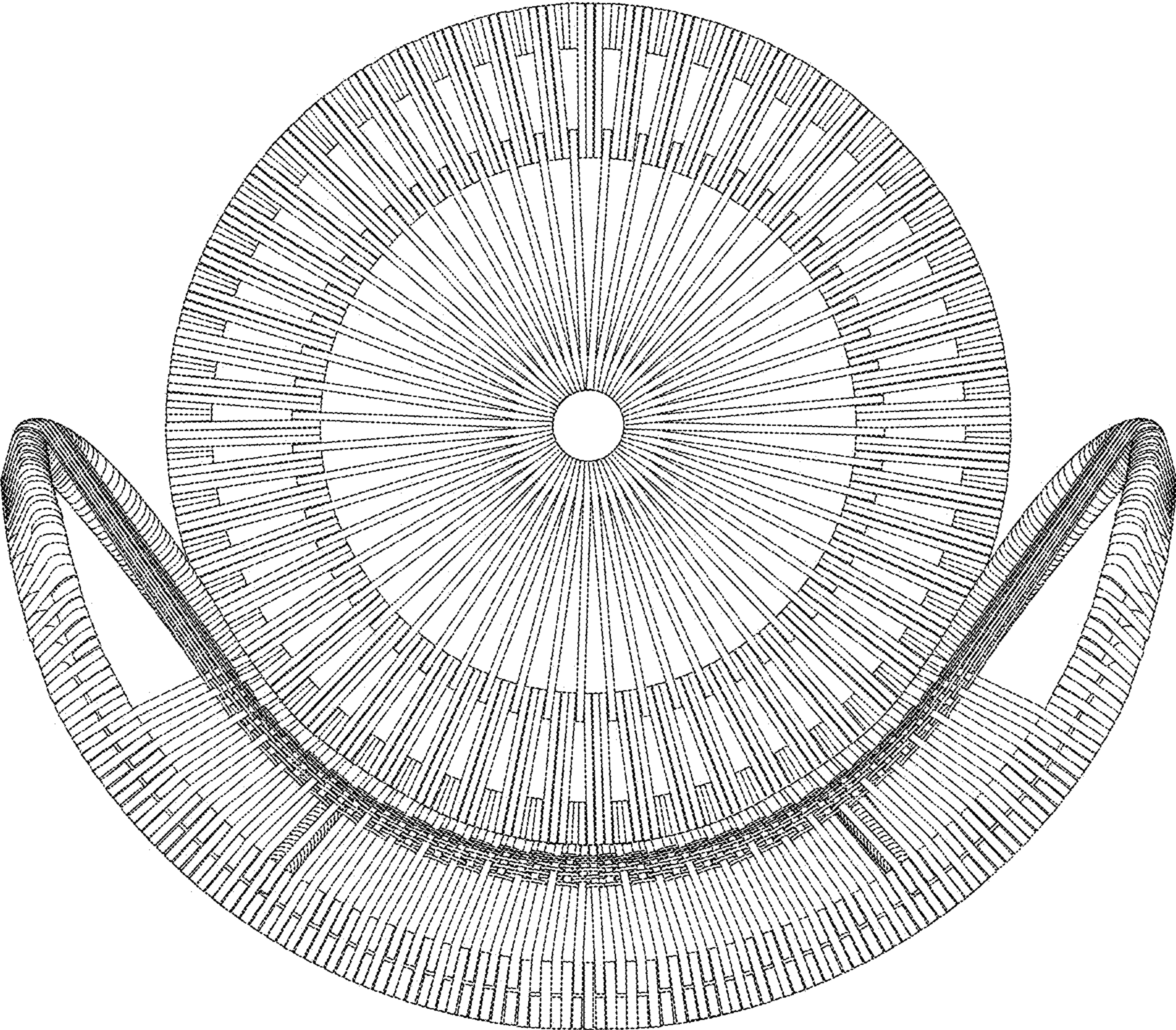


FIG. 6

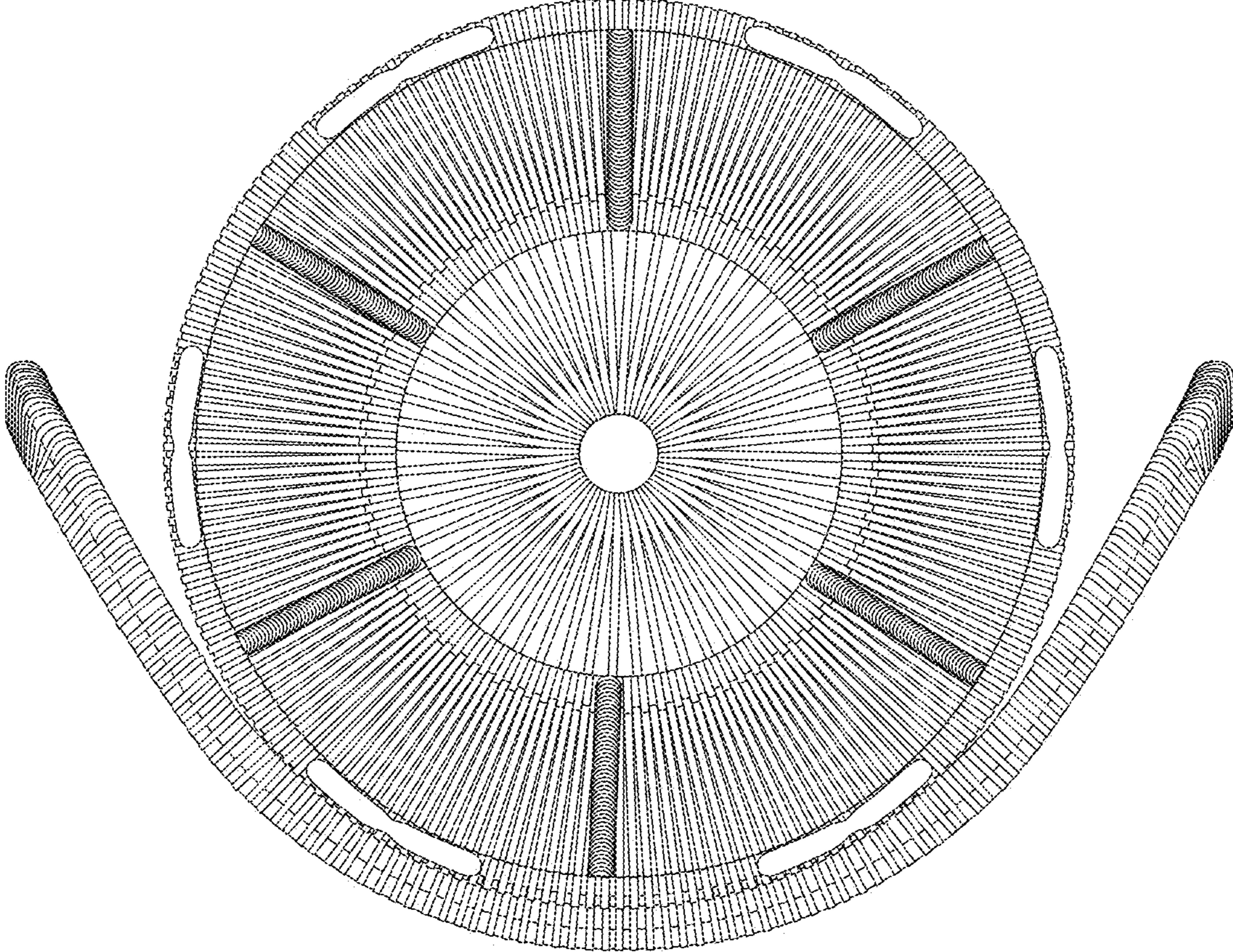


FIG. 7